





ELEGANCE INCLUSIONS PRICE LIST

SYDNEY





SINGLE-STOREY HOMES

NARROW LOTS 9.5M+ TO 12.5M+ LOT WIDTHS

LOT WIDTH*	DESIGN	HOME SIZE						PRICE	
		m ²	sq						
9.5M+	Brooklyn 14	126.31	13.6	3	1	2	1	\$179,100	
10M+	Ascot 22	200.44	21.6	3	2	2	2 CARS	\$228,600	
	Ascot 20	190.24	20.5	3	1	2	2 CARS	\$221,800	
	Flinders 16 MKII	NEW	149.42	16.08	3	1	2	1	\$191,200
	Flinders 16	NEW	147.5	15.88	3	1	2	1	\$189,700
	Monterey 21		189.97	20.4	3	2	2	1	\$224,600
	Monterey 20		182.83	19.7	4	2	2	1	\$220,900
	Monterey 18		165.97	17.9	4	1	2	1	\$209,100
	12M+	Manhattan 25 MKII		232	25	3	2	2	\$251,100
Manhattan 25			232	25	4	2	2	\$248,200	
Manhattan 23			215.23	23.2	4	2	2	\$236,100	
Manhattan 21			198	21.3	4	1	2	\$225,000	
Manhattan 19			172.63	18.6	3	1	2	\$205,000	
Montrose 20 MKII		NEW	185.72	20.0	4	2	2	\$216,000	
Montrose 20		NEW	185.72	20.0	4	2	2	\$213,400	
Montrose 19 MKII		NEW	179.82	19.4	4	2	2	\$210,600	
Montrose 19		NEW	180	19.4	4	2	2	\$208,800	
Noosa 22		NEW	208.52	22.4	4	2	2	\$223,400	
12.5M+	Avoca 26		239.42	25.8	4	2	2	\$252,400	
	Avoca 23		209.76	22.6	3	2	2	\$232,700	
	Avoca 20		187.34	20.2	3	1	2	\$219,800	
	Capri 25		229.32	24.7	4	3	2	\$245,400	
	Capri 22		204.16	22	4	3	2	\$226,700	
	Capri 20		185.48	20	4	2	2	\$215,100	
	Capri 19		176.92	19	4	1	2	\$213,300	
	Grange 25		230.8	24.8	4	3	2	\$241,300	
	Grange 23		211.65	22.8	4	2	2	\$231,000	
	Grange 22		205.08	22.1	4	2	2	\$226,600	
	Grange 21		200.13	21.5	4	2	2	\$223,200	
	Grange 20		190.51	20.5	4	2	2	\$216,100	
	Kirra 23		213.11	22.9	4	2	2	\$232,900	
	Milan 24	NEW	227.2	24.5	4	3	2	\$241,900	
	Milan 23	NEW	218.19	23.5	4	3	2	\$236,600	
Milan 22	NEW	208.77	22.5	4	2	2	\$226,300		
Milan 21	NEW	199.53	21.5	4	2	2	\$220,900		
Milan 20	NEW	190.36	20.5	4	2	2	\$215,400		
Musgrave 21		195.85	21.1	3	2	2	\$217,500		
Newport 19		173.66	18.7	4	1	2	\$207,600		
Noosa 25 MKIII	NEW	236.04	25.4	4	3	2	\$248,200		
Noosa 25 MKII		231.41	24.9	4	2	2	\$248,400		
Noosa 23 MKII		218.08	23.5	4	2	2	\$237,700		
Noosa 23		210.04	22.6	4	2	2	\$230,300		
Noosa 20		187.64	20.2	3	2	2	\$212,000		





SINGLE-STOREY HOMES

TRADITIONAL LOTS 14M+ TO 16.5M+ LOT WIDTHS

LOT WIDTH*	DESIGN	HOME SIZE						PRICE
		m ²	sq					
14M+	Grange 29		270.39	29.1	4	2	2	\$267,800
	Grange 28		259.84	28	4	3	2	\$260,900
	Grange 26		239.83	25.8	4	3	2	\$246,100
	Grange 24		227.39	24.5	4	3	2	\$239,200
	Lisbon 24 MKII	NEW	226.1	24.3	4	2	2	\$237,300
	Lisbon 23	NEW	217.04	23.4	4	2	2	\$233,900
	Milan 29	NEW	270.13	29.1	4	3	2	\$266,800
	Milan 27	NEW	254.14	27.4	4	3	2	\$259,500
	Milan 25	NEW	236.53	25.5	4	3	2	\$248,600
	Noosa 28 MKIII	NEW	265.46	28.6	4	3	2	\$263,100
	Noosa 26 MKIII	NEW	246.04	26.5	4	3	2	\$253,800
	Santorini 27 MKII		252	27.1	4	4	2	\$255,400
	Santorini 25		233.09	25.1	4	2	2	\$247,400
	Santorini 23		216.64	23.3	4	2	2	\$235,700
	Santorini 26		240.31	25.9	4	2	2	\$250,800
14.5M+	Santorini 25 MKII		234.61	25.3	4	2	2	\$249,000
	Santorini 29 MKII		269.37	29	4	4	2	\$265,600
	Avoca 25		233.99	25.2	4	2	2	\$251,100
	Lisbon 24	NEW	227.67	24.5	4	2	2	\$238,500
	Noosa 28		260.36	28	5	3	2	\$267,900
15M+	Noosa 26		246.26	26.5	4	3	2	\$253,100
	Noosa 25		237.7	25.6	4	2	2	\$249,800
	Noosa 29		273.33	29.4	5	3	2	\$275,000
	Lisbon 25 MKII	NEW	232.33	25	4	2	2	\$245,000
	Lisbon 25	NEW	235.62	25.4	4	2	2	\$249,300
16M+	Lisbon 29	NEW	269.61	29	4	3	2	\$265,900
	Lisbon 27	NEW	254.51	27.4	4	3	2	\$257,700
16.5M+	Daydream 32		296.41	31.9	4	4	2	\$285,500
	Daydream 30		282.54	30.4	4	3	2	\$280,200
	Daydream 28		261.38	28.1	4	3	2	\$259,800
	Lisbon 35	NEW	324.51	34.9	4	4	2	\$297,600
	Lisbon 33	NEW	310.65	33.4	4	4	2	\$289,300
	Lisbon 31	NEW	287.28	31	4	3	2	\$274,300





SINGLE-STOREY HOMES

TRADITIONAL LOTS 18M+ TO 20M+ LOT WIDTHS

LOT WIDTH*	DESIGN	HOME SIZE						PRICE
		m ²	sq					
18.5M+	Barkley 12		110.64	11.9	3	1	1	\$158,800
20M+	Casuarina 34		311.41	33.5	5	3	2	\$296,400
	Casuarina 30		278.58	30	4	3	2	\$279,000
	Marcoola 32		300.09	32.3	4	3	2	\$285,500
	Marcoola 31		291.86	31.4	4	3	2	\$282,500
	Marcoola 30		275.15	29.6	4	3	2	\$275,000





ACREAGE HOMES

33M+ TO 38M+ LOT WIDTHS





LOT WIDTH*	DESIGN	HOME SIZE						PRICE
		m ²	sq					
33M+	Winton 26		244.00	26.3	4	2	2	\$248,300
	Winton 24	NEW	222.00	23.9	4	2	2	\$234,900
36M+	Cloncurry 37		344.68	37.1	4	3	2	\$329,900
	Longreach 33		302.44	32.6	4	3	2	\$287,000
	Winton 30	NEW	282.86	30.5	4	3	2	\$269,600
	Winton 27	NEW	254.90	27.4	4	3	2	\$253,600
38M+	Diamantina 37		344.10	37.0	4	3	2	\$321,200
	Winton 33	NEW	310.45	33.4	4	4	2	\$289,800

TWO-STOREY HOMES

10M+ TO 17M+ LOT WIDTHS

LOT WIDTH*	DESIGN	HOME SIZE						PRICE	
		m ²	sq						
10M+	Cottesloe 36		332.79	35.8	5	3	3	\$394,300	
	Cottesloe 31		291.29	31.3	4	3	2.5	\$356,200	
	Cottesloe 27		250.24	26.9	4	1	2	\$339,300	
	Monash 27 S	NEW	247.81	26.7	4	3	2.5	\$322,400	
	Monash 25 SZ	NEW	234.56	25.3	4	3	2.5	\$321,000	
	Monash 25 S	NEW	228.10	24.6	4	3	2.5	\$312,600	
	Monash 24 S	NEW	225.19	24.2	4	2	2.5	\$306,500	
	Monash 23 SZ	NEW	210.55	22.7	5	3	2.5	\$307,400	
	Monash 23 S	NEW	215.10	23.2	4	2	2.5	\$303,900	
	Monash 22 SZ	NEW	207.88	22.4	4	3	2.5	\$301,400	
	Monash 21 S	NEW	199.30	21.5	4	2	2.5	\$296,200	
	Alto 30		275.15	29.6	4	3	2.5	\$356,100	
	Alto 27		255.5	27.5	4	3	2.5	\$343,900	
	Alto 24		220.11	23.7	4	2	2.5	\$320,800	
	12.5M+	Boston 36 MKII	NEW	335.19	36.1	5	3	3	\$383,800
Boston 34 MKII		NEW	319.02	34.3	5	3	3	\$374,300	
Boston 32 MKII		NEW	297.7	32	4	3	2.5	\$364,000	
Monash 29			270.2	29.1	4	3	2.5	\$335,900	
Monash 27			254.31	27.4	4	3	2.5	\$325,400	
Monash 25			238.1	25.1	4	2	2.5	\$317,100	
Seattle 36 MKII		NEW	333.81	35.9	4	3	3	\$385,900	
Seattle 34 MKII		NEW	319.67	34.4	4	3	3	\$377,900	
Seattle 33		NEW	311.15	33.5	4	3	3	\$373,200	
Seattle 32 MKII		NEW	301.44	32.5	4	3	2.5	\$361,400	
Seattle 31		NEW	291.58	31.4	4	3	2.5	\$357,800	
Alto 35			323.74	34.8	4	3	2.5	\$389,300	
Alto 31			288.16	31	4	3	2.5	\$365,600	
Alto 28			263.2	28.3	4	3	2.5	\$350,800	
Alto 25			238.21	25.6	4	2	2.5	\$332,900	
14M+	Boston 42	NEW	387.66	41.7	5	3	3	\$413,100	
	Boston 38	NEW	355.77	38.2	5	3	3	\$395,000	
	Boston 35	NEW	328.05	35.3	5	3	3	\$380,400	
	Boston 33	NEW	306.78	33	4	3	2.5	\$364,300	
	Monash 32		301.21	32.4	4	3	2.5	\$348,100	
	Monash 30	NEW	282.82	30.4	4	3	2.5	\$338,600	
	Seattle 41	NEW	377.22	40.6	4	4	3	\$412,900	
	Seattle 38	NEW	355.17	38.2	4	4	3	\$400,000	
	Seattle 35	NEW	329.45	35.5	4	4	3	\$387,300	
	14.5M+	Bahama 37		340.22	36.6	4	3	2.5	\$398,200
		Bahama 33		303.23	32.6	4	3	2.5	\$374,200
	17M+	Bahama 50		464.81	50.0	4	5	4	N/A

URBAN LIVING

LOT WIDTH*	DESIGN	HOME SIZE						PRICE	
		m ²	sq						
10M+	Ascot 21*		192	20.7	3	2	2	2 CARS*	\$225,500
	Ascot 19*		179.97	19.4	3	1	2	2 CARS*	\$216,900
	Ascot 18*		168	18.1	3	1	2	2 CARS*	\$211,500

Effective 25th February 2019. Geographic restrictions apply. Prices shown include the following: Up to \$2,400 building approval and water connection fee allowance | N2 wind rating NOTE: Additional costs may apply for BASIX compliance *Lot width is based on Designer facade and is to be used as a guide only. Lot width requirements may change due to developer covenants and Local Authority guidelines. *Geographic restrictions apply to the availability of these homes. *Accommodates 2 small cars; garage size is 5800 x 5360. OFT 62084C.