

Tile Information Guide



Beaumont Tiles | Builder Selection Centre

16 Brickworks Place, Rochedale, QLD 4123
Phone 07 3373 6223

Designer Range



Oasis



- Finish: Gloss & Matte
- Sizes: 400mmx400mm
- Colours: 3
- Edge: Pressed Edge
- Use: Floor & Walls

Connect



- Finish: Gloss & Matte
- Sizes: 400mmx400mm
- Colours: 3
- Edge: Pressed Edge
- Use: Floor & Walls

Valencia



- Finish: Matte
- Sizes: 450mmx450mm
- Colours: 3
- Edge: Pressed Edge
- Use: Floor & Walls

Belgium




- Finish: Gloss & Matte
- Sizes: 400mmx400mm
- Colours: 3
- Edge: Pressed Edge
- Use: Floor & Walls


- Belga, Valencia, Unit & Casper
- Finish: Gloss & Matte
- Size: 250mmx400mm, 300mmx600mm
- Edge: Pressed Edge
- Use: Walls Only

- Oasis & Valencia
- Finish: Textured
- Sizes: 400mmx400mm, 450mmx450mm
- Edge: Pressed Edge
- Use: Outdoor Only

Wall Tiles



Outdoor Tiles



** Range vaild from 1st March 2024

Elegance Range

Belga

In addition to the Designer Range, the following is available

- Finish: Matte
- Sizes: 600mmx600mm
- Colours: 5
- Edge: Pressed Edge
- Main Floor only




*The 600mm x 600mm Belga Range is the only included tiles in this offer. Available for Main Floor Areas only. All other 600mm x 600mm tiles would incur additional costs

BEAUMONT TILES

Tile Sizes

Floors




Standard: up to 450x450mm
Upgrade Maximum: 750x750mm
*Shower base Standard: 300x300mm
*Shower base Maximum: 500x500mm




Standard: 300x600mm
Upgrade Maximum: 200x1200mm
*Shower base Standard: 300x300mm
*Shower base Maximum: 300x600mm

Walls



Standard: 300x300mm - 450x450mm
Upgrade Maximum: 750x750mm
*Additional labour fees apply for a tile smaller than 300x300mm and larger than 450x450mm




Standard: 200x400mm - 300x600mm
*Additional labour fees apply for a tile smaller than 200x400mm and larger than 300x600mm

*Additional labour fees apply for tiles above the standard sizes.


Tile Edges

Standard



Pressed or cushioned edge tiles refer to the slightly rounded top edge around the perimeter of a normally pressed tile.

Upgrade



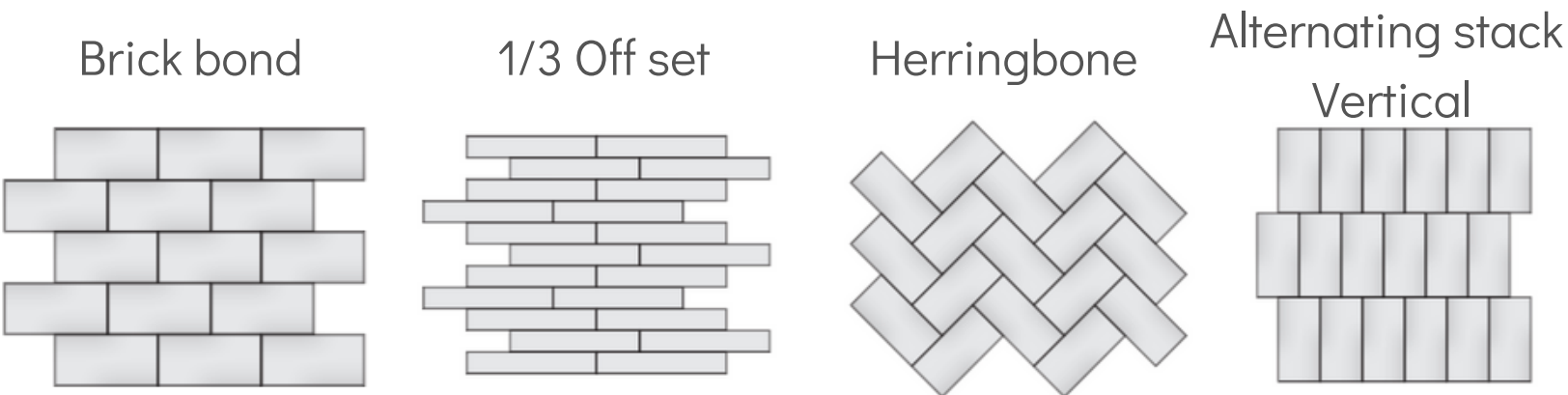
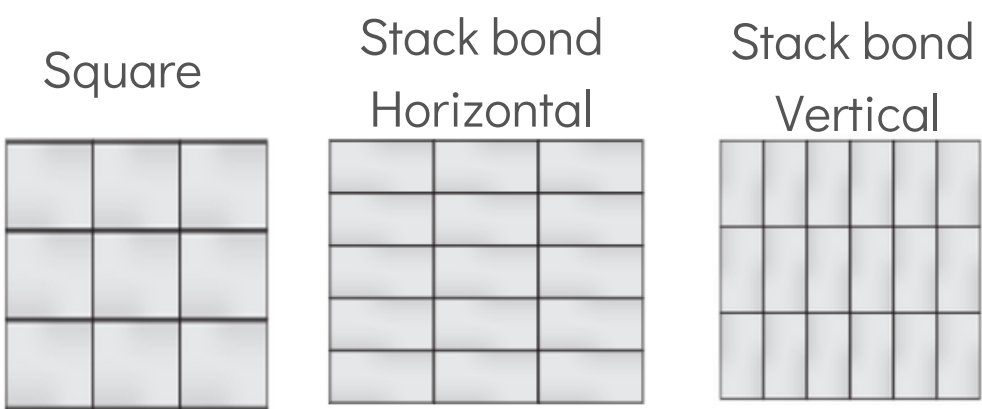
Rectified tiles will have a square edge. Tile levelling systems during installation are required.

Tile Layout



Standard

Upgrade





*The above lay patterns will have additional labour costs



Grout

Standard

Upgrade

Floors	 Grey
Walls	 White

FSDD Grout is designed to be water and dirt resistant.

Slate Grey	Magellan Grey
Alabaster	Olive
Buff	Travertine
Charred Ash	Midnight
Misty Grey	Havana

*The above grout colours will have additional costs. Pricing will be available in your tile selection appointment.




It is best to wait for your tile selection appointment, however if you wish to preview our range we encourage you to take photos and bring these along with you to your appointment.

You can preview our range at the following locations:

Brisbane Fortitude Valley 3 Montpelier Rd, Bowen Hills QLD 4006	Springwood 1/3507 Pacific Hwy, Springwood QLD 4127	Gold Coast Labrador 4 Ereton Dr, Arundel QLD 4214	Sunshine Coast Bokarina 384 Nicklin Way, Bokarina QLD 4575	Ballina Ballina 325 River St, Ballina NSW 2478	Coffs Harbour Coffs Harbour 17 Isles Dr, Coffs Harbour NSW 2450
---	---	---	--	--	---

*The above locations are for viewing the range only. Your Selection Appointment will be scheduled with a Design Consultant who will be able to provide pricing and answer any questions specific to your build and contract.



Beaumont Tiles | Builder Selection Centre

16 Brickworks Place, Rochedale, QLD 4123
Phone 07 3373 6223