

# CORAL HOMES

DESIGNER STANDARD INCLUSIONS



Get the 'Display Home Look'  
for only \$2,499\*





Capri 26 - Aura Display



# DESIGNER

## STANDARD INCLUSIONS

You can expect more from our Designer inclusions, which are standard by name and designer by nature. We invite you to take a walk-through our display homes with a New Home Consultant and experience the Coral Homes inclusions difference.



### HIA Professional Builder

The Housing Industry Association (HIA) Awards annually champions the industry's leading builders and Coral Homes has proudly received Queensland's most prestigious industry award – Professional Major Builder of 2020!



### 30+ Years' Experience

Australian families have trusted us to build their new home for over 30 years. Offering a high level of craftsmanship, value for money, security and transparency is why we are one of Australia's largest home builders today.



### Customer Focused

We really value the feedback our customers provide throughout their building journey which is why we are extremely proud to share our Product Review annual award for best builder for 2021.

# CORAL HOMES

coralhomes.com.au

Photography depicts non-standard items including flooring, cabinetry finish, Caesarstone® benchtop and island benchtop with waterfall edges, overhead cupboards, appliances, sink, feature tiled splashback, ceiling height, air conditioning and feature lighting which are not included in the price of homes with Designer Standard Inclusions. Other items such as homewares, furniture and refrigerator are not supplied by Coral Homes.







\*The 'Designer Deluxe Offer' applies for all new home preliminary agreements entered into from 26th October 2020 and is available for homes with Coral Homes' Designer specifications only. Price shown is in addition to the Designer inclusions price of your chosen home design. Designer Standard Inclusions may vary depending on your choice of home design. All products and selection options will be nominated by Coral Homes. Due to the continuing development of our product, Coral Homes reserves the right to alter product specifications and suppliers at any time and without notice. Geographic restrictions may apply to the availability of some 'Designer Deluxe Offer' inclusions. Full terms and conditions visit [coralhomes.com.au/terms-conditions](https://coralhomes.com.au/terms-conditions). Photography depicts non-standard items including flooring, built-in cabinetry and paving which are not included in the price of homes with Designer Standard Inclusions. Other items such as homewares, furniture, landscaping, fencing, television and refrigerator are not supplied by Coral Homes.

# Designer Deluxe


Love our displays? We have carefully curated all the best enhancements you see in our displays to provide you with this Designer Deluxe offer at a fantastic price.




**Caesarstone® Benchtops**  
20mm Caesarstone® benchtops to kitchen, bathroom and ensuite




**Overhead Cupboards**  
Choice of full width or two laminated handle-less overhead cupboards




**Custom Designed Vanity**  
with choice of basins and wall mounted tapware



**Bathroom Deluxe**  
Extended bathroom mirror, 2100mm tile height and freestanding bath



**Technology**  
National Broadband Network Provision with single USB Power Point



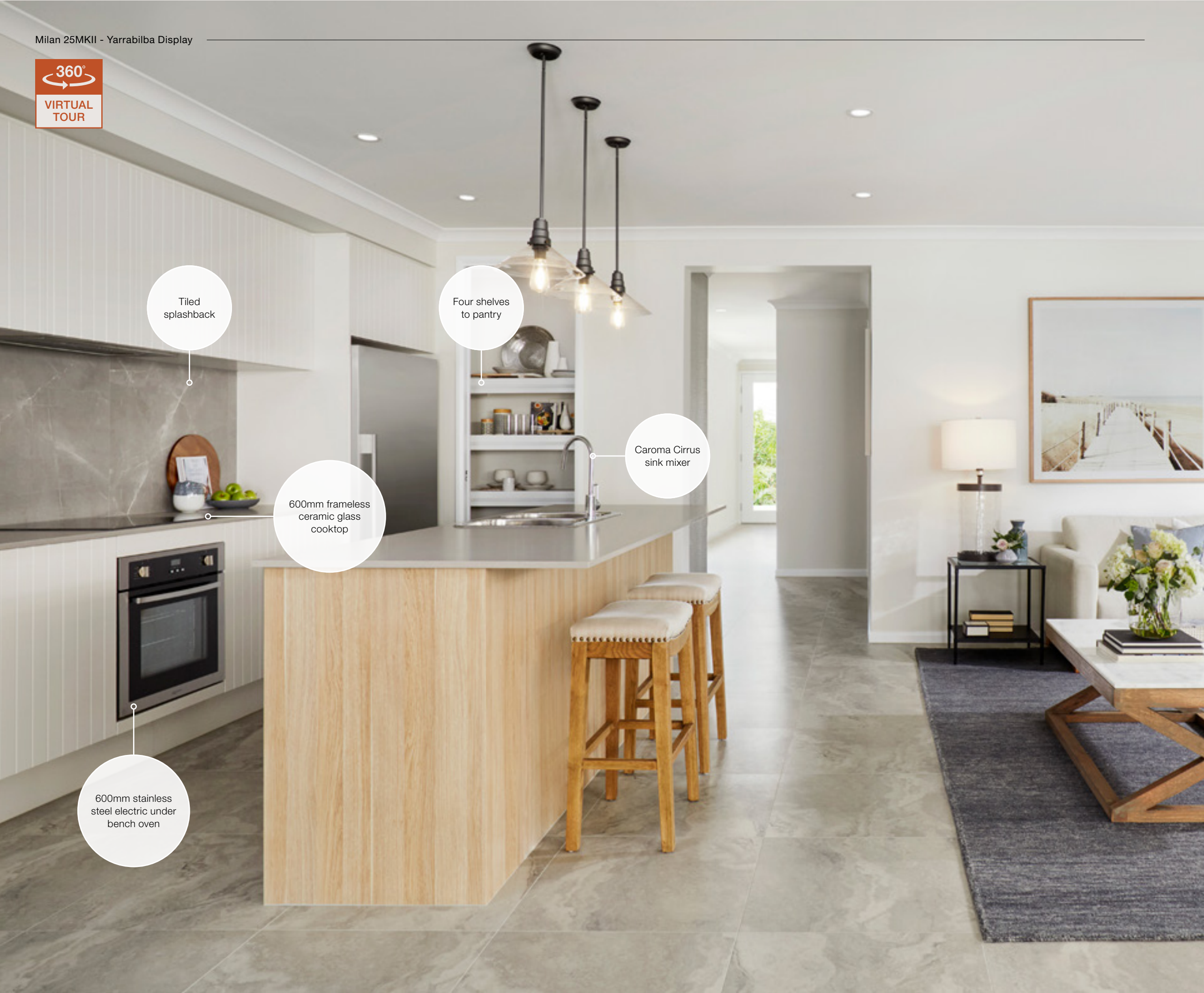
**Grand Entry Door**  
Choice of 1200mm or 2 x 820mm timber front entry doors

PLUS MORE

- Mirror sliding doors to wardrobes
- Soft close drawers
- Semi-frameless shower screen
- Laminated laundry cabinet

Get the ‘Display Home Look’ for only \$2,499\*





# Kitchen Standard Inclusions

- ✓ **Sink**  
Clark Punch stainless steel  
1.75 bowl inset kitchen sink
- ✓ **Tapware**  
Phoenix Arlo, *or*  
Caroma Cirrus, *or*  
Caroma Saracom



Clark Punch Stainless Steel Sink



○ Phoenix Arlo



○ Caroma Cirrus  
*(as shown)*



○ Caroma Saracom


- ✓ **Appliances**  
**Technika Stainless Steel Rangehood**  
600mm stainless steel wall mounted canopy  
rangehood with three speeds, two LED lamps  
and ducted through ceiling space to eave  
  
**Technika Stainless Steel Oven**  
600mm stainless steel electric under bench  
oven with five cooking functions and 62 litre  
capacity. Complete with removable triple  
glazed cool touch door  
  
**Technika Ceramic Glass Cooktop**  
600mm frameless ceramic glass cooktop  
with four cooking functions and touch control



Technika Stainless Steel Rangehood



Technika Stainless Steel Oven  
*(as shown)*



Technika Ceramic Glass Cooktop  
*(as shown)*

- ✓ **Benchtops and Cabinetry**  
32mm laminated benchtops in a range  
of colours with a choice of designer style  
handles to drawers and doors  
  
Provision for dishwasher and under bench  
microwave with pot drawer *(home specific)*
- ✓ **Splashback**  
Tiled or window splashback *(home specific)*



Tiled Splashback



Window Splashback





Full width  
'handle-less'  
style overhead  
cupboards

600mm  
slideout  
rangehood


Fridge space, two  
door 'handle-less'  
style overhead  
cupboards

20mm  
Caesarstone®  
Benchtops

# Designer Deluxe Kitchen

## Caesarstone® Benchtops


20mm Caesarstone® benchtops  
in a range of colours to choose from:



☐ Ice Snow



☐ Linen



☐ Osprey



☐ Urban



☐ Wild Rice



☐ Jet Black

## ☐ Full Width Overhead Cupboards

Laminated 'handle-less' style overhead  
cupboards to full width of rear bench.  
Option to include 600mm front  
re-circulating slideout rangehood  
with three speeds




Slideout Rangehood  
(as shown)

or

## ☐ Two Door Overhead Cupboards

Two laminated, two door 'handle-less' style  
overhead cupboards, each up to 900mm  
in width (*one to each side of rangehood*)



Two door  
'handle-less'  
style overhead  
cupboards

## Fridge Space Overhead Cupboards

Two door laminated 'handle-less' style  
overhead cupboard above fridge space

## Soft Close Drawers

Soft close to drawers (*region specific*)

## Woodgrain Finish Overhead Cupboards

Capture the colours, textures and detail  
of natural timber with the option of a vertical  
woodgrain finish to your overhead cupboards





900mm stainless steel wall mounted canopy rangehood

900mm frameless black ceramic glass electric cooktop

900mm stainless steel electric built-in oven


# Kitchen Appliances Option For Only \$999\*

## Appliances


- ☐ **Technika Stainless Steel Freestanding Cooker**  
900mm dual fuel stainless steel freestanding cooker with eight cooking functions, five burners and 105 litre capacity electric oven
- or*
- ☐ **Technika Stainless Steel Built-In Oven**  
900mm stainless steel electric built-in oven, ten cooking functions and 100 litre capacity. Complete with removable triple glazed cool touch door
- Technika Frameless Ceramic Cooktop**  
900mm frameless black ceramic glass electric cooktop with four cooking zones and sensor touch control



Technika Stainless Steel Built-In Oven



Technika Frameless Ceramic Cooktop (as shown)



Technika Stainless Steel Built-In Oven (as shown)

## Rangehoods

- ☐ **Technika Stainless Steel Rangehood**  
900mm stainless steel wall mounted canopy rangehood with, LED lamps and four speeds sensor touch control
- or*
- ☐ **Technika Stainless Steel Rangehood**  
900mm stainless steel wall mounted canopy rangehood, with three speed push button electric control, two halogen globes and ducted through ceiling
- or*
- ☐ **Slideout Stainless Steel Rangehood**  
900mm front re-circulating slideout rangehood with three speeds (available with overhead cupboards to full width of rear bench)



Technika Stainless Steel Rangehood - Sensor Touch (as shown)



Technika Stainless Steel Rangehood - Push Button



Slideout Rangehood





Frameless polished edge mirrors to full width of vanity

Phoenix Vivid rail shower

32mm laminated vanity benchtop

Wall hung laminate vanity

# Bathroom & Ensuite Standard Inclusions

✓ **Basins**

Caroma Carboni Seamless basin with chrome pop up waste

✓ **Tapware**

Phoenix Arlo tapware



Caroma Carboni Seamless Basin  
*(basin mixer shown not included)*



Basin Mixer



Bath Mixer



Shower Mixer

✓ **Baths**

**Island Bath**


Caroma Newbury Island 1525mm bath to main bathroom with chrome wastes

**Island Bath - Ensuite Only**

Caroma Newbury Island Plus 1800mm bath *(home specific)*



Caroma Newbury Island Bath



Caroma Newbury Island Plus Bath

✓ **Rail Shower**

Phoenix Vivid 5 function chrome rail shower



Phoenix Vivid Rail Shower  
*(as shown)*

✓ **Custom Vanities**

○ Custom designed wall hung vanity with 32mm laminated benchtop and choice of designer style handles *(as shown)*

**or**

○ Custom designed vanity with recessed kick and 32mm laminated benchtop with choice of designer style handles

✓ **Shower Screens**

Fully framed shower screens with silver frame colour and pivot action door

✓ **Mirrors**

Frameless polished edge mirrors to full width of vanities

✓ **Accessories**

Phoenix Radii round chrome accessories:

Toilet roll holders

○ Double towel rails **or** ○ Robe hooks

✓ **Toilet Suites**

Caroma Profile II Vitreous China dual flush toilet suites with soft close seat



Robe Hooks



Toilet Roll Holders



Double Towel Rails





# Designer Deluxe Bathroom & Ensuite

**Caesarstone® Benchtops**  
20mm Caesarstone® benchtops  
in a range of colours to choose from:

☐ Ice Snow

☐ Linen

☐ Osprey

☐ Urban

☐ Wild Rice

☐ Jet Black

- Custom Vanities**
- ☐ 20mm Caesarstone® benchtop with custom designed wall hung vanity and choice of designer style handles
  - or*
  - ☐ 20mm Caesarstone® benchtop with custom designed recessed kick vanity and choice of designer style handles
- Shower Screen**  
Semi-frameless shower screen *(as shown)*







Extended tile height to 2100mm on vanity wall

Phoenix Arlo basin mixer

Caroma Tribute Scpt Inset Square basin

Freestanding Bath with overflow

# Designer Deluxe Bathroom & Ensuite

Get the ‘Display Home Look’

## Basins

Caroma Tribute Scpt Inset - Round,  
*or*  
Caroma Tribute Scpt Inset - Square  
*or*  
Caroma Luna Inset



○ Caroma Tribute Scpt Inset Basin - Round



○ Caroma Tribute Scpt Inset Basin - Square  
*(as shown)*



○ Caroma Luna Inset Basin  
*(as shown)*

## Tapware

Phoenix Arlo wall mounted tapware for basin and bath



Basin/Bath Mixer  
*(as shown)*

## Freestanding Bath

Freestanding bath with overflow and chrome waste *(home specific)*



Freestanding Bath  
*(as shown)*

## Tiling

Extended tile height to 2100mm on vanity wall *(as shown)*

## Mirrors

Choice of mirror extended over bath *(home specific - as shown)*



Mirror extended over bath



Caroma Luna inset basin





Three coat paint system to internal walls

75mm cove style cornice throughout home



# Interior Standard Inclusions

- ✓ **Handles**  
Choice of chrome passage and privacy internal door handles



○ Amelia



○ Bailey



○ Florence



○ Olive

- ✓ **Internal Doors**  
Flush Panel 2040mm doors

- ✓ **Ceiling Height**  
2400mm high ceilings
- ✓ **Paint**  
Three coat paint system to internal walls  
Three coat gloss aquanamel paint to interior mouldings and doors  
Two coat paint system to ceilings and cornice

- ✓ **Linen Cupboard**  
2040mm hinged door to linen cupboards or 2100mm high framed vinyl sliding door (*home specific*)  
Four shelves to linen cupboards



Three Coat Paint System to Internal Walls



Linen Cupboard (*home specific*)

- ✓ **Hot Water System (QLD)**  
170 litre heat pump hot water system for single storey homes  
280 litre heat pump hot water service for acreage and double storey homes

- ✓ **Hot Water System (NSW)**  
26 litre continuous flow gas hot water system

- ✓ **Electrical**  
Light points throughout (*home specific*)  
Double power points throughout (*home specific*)  
One TV point for single storey homes and two TV points for double storey homes





# Designer Deluxe Interior

## National Broadband Network

Provision for NBN communication equipment within the garage

## Power Point

One USB charge point on single power point



National Broadband Network



USB Power Point

## Laundry Cabinet

760mm wide laminated laundry cabinet with drop in tub and chrome mixer tap *(as shown)*

600mm high ceramic tiling to laundry cabinet splashback

## Wardrobes

Mirror sliding doors to bedroom wardrobes *(as shown)*



Laundry Cabinet



Mirror Sliding Wardrobes





## 2550mm High Ceilings Option From \$1,999\*

Make a statement and create a sense of space with 2550mm high ceilings to single storey narrow lot homes, or to the first level of double storey homes.

\$2,499 for single storey traditional and acreage home designs.





Colorbond® steel  
fascia and gutters

Classic profile  
concrete roof tiles



Double Cylinder  
Trilock door handle

Automatic  
Colorbond®  
garage door with  
two remotes

# Exterior Standard Inclusions

✓ **Roof Covering**

Designer profile concrete roof tiles  
*or*  
Classic profile concrete roof tiles  
*(home specific)*



☐ Designer Profile Roof Tiles

☐ Classic Profile Roof Tiles *(as shown)*

✓ **Front Entry Door**

Choice of 820mm wide timber front entry door with a stained or painted timber frame and clear glazing to door and sidelight *(where applicable)*



☐ VER1

☐ VER2

☐ VER4

☐ VER8 *Plus More*

☐ Align

☐ Angular  
*(as shown)*

✓ **Handles**

Choice of Gainsborough Double Cylinder Trilock door handles

✓ **Windows and Sliding Doors**

Powder coated aluminium windows with keyed locks, sliding doors and stacker doors *(home specific)*

✓ **Automatic Garage Door**

Garage door with textured finish in a range of Colorbond® colours and includes one wall button and two remotes



Powder Coated Stacker Doors



Automatic Colorbond® Garage Door





# Designer Deluxe Exterior

## Front Entry Door


Grand 1200mm x 2040mm timber front entry door. Stained or painted frame options with clear glazing and sidelight (*home specific*)

or

Two 820mm x 2040mm timber front entry doors. Stained or painted frame options with clear glazing and sidelight (*home specific*)



XLR160




XS24



XS26



XS45 *Plus More*



JST1 (Stained)



JST1 (Painted) *(as shown)*







# Structural Standard Inclusions

✔ **Termite Resistant Framing**

Live in confidence knowing your timber frame and trusses are strong and termite resistant.



✔ **Roof Pitch and Eaves**

Make a statement with our 25° roof pitch and 450mm eaves (*home specific*). Maximise your homes' street appeal with a superior roof line.



Milan 29 - Banyan Hill, Ballina Display







# Build in Steel Option

WARRANTY OF UP TO **50 YEARS**  
FOR ELIGIBLE APPLICANTS\*

Roof made from COLORBOND® Steel  
House frame made from TRUECORE® Steel†

Ask our New Home Consultants about  
our latest offer for this option.



**BUILT WITH THE  
INNER STRENGTH  
OF A FRAME  
MADE FROM  
TRUECORE® STEEL**

**TOM WILLIAMS**  
CARPENTER & HOMEOWNER







# Define Your Style

## MyChoice Selection Showrooms

At Coral Homes a qualified interior designer will guide you all the way through the process of selecting the colours and finishes for your new home.

Our interior design expertise is combined with the latest products, technologies and colours to help you get the latest looks.

### Gold Coast, QLD

Ground floor - 194 Varsity Parade, Varsity Lakes QLD 4227

By appointment only  
Monday to Thursday 8:30am - 5pm  
Friday 8:30am - 4pm

Open for viewing Saturday 10am - 3pm  
No colour appointments available on Saturday



### Tuggerah, NSW

2/3 Fleet Close, Tuggerah NSW 2259

By appointment only  
Monday to Thursday 8:30am - 5pm  
Friday 8:30am - 4pm

Open for viewing every 2nd Saturday, 10am - 3pm  
Please check our website for opening dates  
No colour appointments available on Saturday



## Lighting & Electrical Appointment

A trained consultant from Clipspec will assist you with your lighting and electrical plan. You will see your electrical plan designed on the screen in front of you as your consultant takes you through the rooms of your new home to discuss the various options.

## Tile Appointment

Complete your tile selections with the guidance of an expert consultant at one of our tile partner's selection showrooms. Get the right advice to ensure you have the latest on-trend colour scheme for the all-important tiled areas of your new home.





# Standard Inclusions

## Kitchen

### Sink and Tapware

- Clark Punch stainless steel 1.75 bowl inset kitchen sink
- Phoenix Arlo, Caroma Cirrus or Caroma Saracom Sink Mixers

### Appliances

- 600mm Technika stainless steel wall mounted canopy rangehood with three speeds, two LED lamps and ducted through ceiling space to eave
- 600mm Technika stainless steel electric under bench oven with five cooking functions and 62 litre capacity. Complete with removable triple glazed cool touch door
- 600mm Technika frameless ceramic glass cooktop with four cooking functions and touch control

### Benchtops and Cabinetry

- Fully-lined interior and exterior laminated cabinetry
- 32mm laminated kitchen benchtops includes 900mm wide island bench, in a range of colours
- Doors to underside of cooktop bench and island bench
- One bank of four (4) cutlery drawers
- Provision for under bench microwave space with pot drawer
- Provision for dishwasher (*not fully-lined*)
- Choice of handles from builder's standard range to drawers and doors beneath benches
- Tiled splashback to kitchen or window splashback (*home specific*)
- Four (4) shelves to pantry

## Bathroom and Ensuite

### Basin

- Caroma Carboni Seamless basin with chrome pop up waste

### Tapware and Accessories

- Phoenix Arlo basin, bath and shower wall mixers
- Phoenix Radii chrome toilet roll holders, double towel rails or robe hooks

### Baths

- Caroma Newbury Island 1525mm bath to main bathroom
- Caroma Newbury Island Plus 1800mm bath to ensuite (*home specific*)
- Chrome wastes

### Rail Shower

- Phoenix Vivid 5 function chrome rail shower

### Custom Vanities

- Custom designed wall hung vanity or recessed kick vanity with 32mm laminated benchtop
- Choice of handles from builder's standard range

### Shower Screens

- Fully framed shower screens with silver frame colour and pivot action door or three (3) door sliding door shower enclosure (*home specific*)

### Mirrors

- Frameless polished edge mirrors to full width of vanities

### Toilet Suites

- Caroma Profile II Vitreous China dual flush toilet suites with soft close seat

### Hand Basins (*home specific*)

- Caroma Square Vitreous China wall hand basin with chrome pop up waste
- Phoenix Arlo basin mixer
- Chrome bottle trap with square profile

### Floor Grates

- Chrome round floor grates

### Tiling

- Ceramic tiling to ensuite, bathroom/s and powder room/s including floor tiling with 150mm high skirting tile and 2000mm high tiling to showers (*nominal*)
- Choice of tiles from builder's standard range

## Interior

### Ceiling Height

- 2400mm high ceilings to single storey and double storey homes

### Internal Doors and Handles

- Flush Panel 2040mm internal doors
- Chrome passage and privacy internal door handles from builder's standard range (*room specific*)

### Wardrobes

- 2100mm high framed vinyl sliding doors or 2040mm hinged doors to bedroom robes (*home specific*)
- One shelf to robes with chrome hanging rail

### Linen Cupboards

- 2040mm hinged door to linen cupboards or 2100mm high framed vinyl sliding door (*home specific*)
- Four (4) shelves to linen cupboards

- Chrome dummy lever door handle from builder's standard range (*home specific*)

### Broom Cupboards

- 2040mm high hinged door (*home specific*)
- One (1) shelf to broom cupboards
- Chrome dummy lever door handle from builder's standard range

### Skirting, Architraves and Cornice

- Choice of skirting and architraves from builder's standard range
- 75mm cove style cornice throughout home

### Hot Water System

- 170 litre heat pump hot water system for single storey homes (*QLD*)
- 280 litre heat pump hot water service for acreage and double storey homes (*QLD*)
- 26 litre continuous flow gas hot water system (*NSW*)

### Paint

- Three (3) coat paint system to internal walls
- Three (3) coat gloss aquanamel paint to interior mouldings and doors
- Two (2) coat paint system to ceilings and cornice

### Electrical

- Light points throughout (*home specific*)
- One (1) two-way light switch to staircase (*home specific*)
- Double power points throughout (home specific)
- Five (5) single power points in nominated locations
- One (1) TV point for single storey homes and two (2) TV points for double storey homes
- Exhaust fan ducted to eaves if required (*home specific*)
- Earth leakage circuit breakers
- Smoke detectors

## Laundry

### Laundry Unit

- 45 litre stainless steel tub and white metal cabinet

### Tapware

- Chrome laundry mixer tap

### Tiling

- 300mm high ceramic tiling to laundry cabinet splashback
- Ceramic tiling to laundry floor with 150mm high skirting tile
- Choice of tiles from builder's standard range

## Roof

### Roof Covering

- Designer or Classic profile concrete roof tiles (*home specific*)

### Roof Pitch and Eaves

- 25 degree roof pitch with 450mm eaves to homes (*home specific*)

## Exterior

### Front Entry Door

- Choice of 820mm wide x 2040mm high painted or stained front entry door with clear glazing from builder's standard range
- Choice of Gainsborough double cylinder trilock entry set from builder's standard range

### External Hinged Doors

- 2040mm high x 820mm flush panel half glass door to garage and/or laundry with double cylinder deadlock (*home specific*)

### Windows and Sliding Doors

- Powder coated aluminium windows with keyed locks, sliding doors and stacker doors (*home specific*)

### Automatic Garage Door

- Garage door with textured finish in a range of Colorbond® colours and two automatic garage door remotes

### Cladding

- Face brick finish with a large range of brick colours to choose from builder's standard range (*home specific*)
- Lightweight cladding with painted finish (*home specific*)
- AAC/Hebel with rendered and painted finish (*design and region specific*)

### Fascia, Gutters and Downpipes

- Colorbond® steel fascia and gutters
- Round PVC painted downpipes

### Garden Taps

- Two (2) external brass taps (*home specific*)

### Connections

- Allowance made for connection to services of water, sewerage, stormwater and electricity
- Surface water grates
- Telephone provision

## Structural

- Termite resistant structural timber frame and roof trusses
- Concrete slab to suit 'S' class soil classification (*no allowances for piling or retaining walls - region specific*)
- Concrete slab to suit up to 'M' class soil classification (*Hervey Bay region*)

## Pre-Construction

### Building Insurance

- QBCC (*QLD*) or OFT (*NSW*) building insurance fee as per legislation

### Engineering

- Soil report and contour survey
- Engineer's slab design
- Allowance for building application fees (*region specific*)

### Site Management

- Temporary fencing
- Earthworks up to 500mm of combined cut and fill to produce an even cut and fill

## Energy Efficiency

### Insulation

- Minimum R2.0 insulation to internal ceiling areas in specified regions
- Wall wrap sisalation to external walls in specified regions
- 1.5 wall insulation to external walls in specified regions
- Roof sarking in specified regions
- Whirlybird roof ventilator in specified regions

### Water

- Minimum 3-star WELS rating for shower heads and 4-star WELS rating for tapware and toilets
- 3000 litre round rainwater tank in specified regions

### Weather Seals

- Weather seals to aluminum windows
- Draft seals to external hinged doors including front entry door



# Designer Deluxe Inclusions

## Kitchen

### Caesarstone® Benchtops

- 20mm Caesarstone® benchtops in a range of colours

### Overhead Cupboards

- One (1) laminated, two (2) door 'handle-less' style overhead cupboard above fridge space
- Two (2) laminated, two (2) door 'handle-less' style overhead cupboards each up to 900mm in width (*one to each side of rangehood*) or Laminated 'handle-less' style overhead cupboards to full width of rear bench. Option to include 600mm front re-circulating slideout rangehood with three (3) speeds

### Soft Close Drawers

- Soft close to drawers (*region specific*)

### Woodgrain Finish Overhead Cupboards

- Capture the colours, textures and detail of natural timber with the option of a vertical woodgrain finish to your overhead cupboards

## Interior

### National Broadband Network

- Provision for NBN communication equipment within the garage

### Power Point

- One (1) USB charge point on single power point

### Laundry Cabinet

- 760mm wide laminated laundry cabinet with drop in tub and chrome mixer tap
- 600mm high ceramic tiling to laundry cabinet splashback

### Wardrobes

- Mirror sliding doors to bedroom wardrobes

## Bathroom and Ensuite

### Caesarstone® Benchtops

- 20mm Caesarstone® benchtops in a range of colours

### Basins

- Caroma Tribute Scept Inset round or square, or Caroma Luna Inset basin with chrome pop up waste

### Tapware

- Phoenix Arlo wall mounted tapware

### Freestanding Bath

- 1600mm bath with overflow and chrome waste (*home specific*)

### Tiling

- Extended tile height to 2100mm on vanity wall

### Custom Vanities

- Custom designed wall hung or recessed kick vanity with 20mm Caesarstone® benchtop
- Choice of handles from builder's standard range

### Shower Screen

- Semi-frameless shower screen

### Mirrors

- Choice of mirror extended over bath (*home specific*)

## Exterior

### Front Entry Door

- 1200mm x 2040mm or Two (2) 820mm x 2040mm timber front entry door(s). Stained or painted frame options with clear glazing and sidelight (*home specific*)

## Enhance your home with these great options



○ Designer Deluxe For only \$2,499\*



○ 900mm Kitchen Appliances Option For only \$999\*



○ Build in Steel Option



○ 2550mm High Ceilings Option From only \$1,999\*





### Online Quote

Want to find out how affordable our homes are?  
Request an online quote at **[coralhomes.com.au/request-quote](https://coralhomes.com.au/request-quote)**



### Virtual Tours

Not enough time to visit all our displays?  
Take a virtual tour at **[coralhomes.com.au/virtual-tours](https://coralhomes.com.au/virtual-tours)**



### Social

Connect with us! We update our social network  
with the latest Coral Homes news, offers and inspirational  
photos and videos

# CORAL HOMES

**[coralhomes.com.au](https://coralhomes.com.au)**

Designer Standard Inclusions are available for new home preliminary agreements entered into commencing 26th October 2020. Designer Standard Inclusions may vary according to your chosen home design. All products and selection options will be nominated by Coral Homes. Due to the continuing development of our product, Coral Homes reserves the right to alter product specifications and suppliers at any time and without notice. Geographic restrictions may apply to the availability of some of the inclusions shown in this brochure. For more information refer to the Designer Standard Inclusions specification in your contract documentation. QBCC 50792/1014053 & NSW OFT 62084C. 210201