

---

Built on trust since 1990™

---

# CORAL HOMES

Designer Inclusions

---



## Unbeatable Value Designer Inclusions

Standard by name but designer by nature.  
Walk through our display homes to experience  
the Coral Homes inclusion difference.



### HIA Professional Builder

The Housing Industry Association (HIA) Awards annually champions the industry's leading builders and Coral Homes proudly received the most prestigious industry award – Professional Major Builder of 2020!



### Decades of Experience

Australian families have trusted us to build their new home for over 30 years. Offering a high level of craftsmanship, value for money, security and transparency is why we are one of Australia's largest home builders today.



### Customer Focused

We really value the feedback our customers provide throughout their building journey which is why we are extremely proud to share our Product Review annual award - best builder for 2021.

★★★★★ 4.6 Star Rating\*





*Designer Deluxe*  
**The Display Home Look For only \$2,499\***

Love our displays? We have carefully curated all the best enhancements you see in our display homes, to provide you with our Designer Deluxe offer at an unbeatable price.



**Caesarstone® Benchtops**

20mm Caesarstone® benchtops to kitchen, bathroom and ensuite



**Overhead Cupboards**

Choice of full width or two laminated handle-less overhead cupboards




**Custom Designed Vanity**

With choice of basins and wall mounted mixer



**Balanced Bathroom**

Extended bathroom mirror, 2100mm tile height and freestanding bath



**Technology**

National Broadband Network Provision with double USB power point



**Grand Entry Door**

Choice of 1200mm or 2 x 820mm timber front entry doors

- **Mirror sliding doors to wardrobes**
- **Semi-frameless shower screen**
- **Soft close drawers**
- **Laminated laundry cabinet and much more**

\*The 'Designer Deluxe Offer' applies for all new home preliminary agreements entered into from 2nd August 2021 and is available for homes with Coral Homes' Designer specifications only. Price shown is in addition to the Designer inclusions price of your chosen home design. Designer Standard Inclusions may vary depending on your choice of home design. All products and offer options will be nominated by Coral Homes. Due to the continuing development of our product, Coral Homes reserves the right to alter product specifications and suppliers at any time and without notice. Geographic restrictions may apply to the availability of some 'Designer Deluxe Offer' inclusions. Full terms and conditions visit coralhomes.com.au/terms-conditions. Photography depicts non-standard facade and items including porcelain tiling, built-in cabinetry, cabinetry finish, appliances, undermount sink, Colorbond™ roof, window treatment and feature lighting which are not included in the price of homes with Designer Standard Inclusions. Other items such as homewares, furniture, landscaping, fencing, refrigerator and laptop are not supplied by Coral Homes.



Lisbon 31 MKII - Sovereign Hills Display, Port Macquarie

## Designer Built-in quality as standard

### Pre-Construction

<b>Building Insurance</b>	- QBCC (QLD) or OFT (NSW) building insurance fee as per legislation
<b>Engineering</b>	- Soil report and contour survey - Engineer's slab design - Allowance for building application fees ( <i>region specific</i> )
<b>Site Management</b>	- Temporary fencing ( <i>site specific</i> ) - Earthworks up to 500mm of combined cut and fill to produce an even cut and fill
<b>Connections</b>	- Allowance made for connection to services of water, sewerage, stormwater and electricity ( <i>site specific</i> ) - Surface water grates ( <i>site specific</i> ) - Telephone provision ( <i>site specific</i> )

### Structural

<b>Frame and Slab</b>	- Termite resistant structural timber frame and roof trusses - Concrete slab to suit 'S' class soil classification ( <i>no allowances for piercing or retaining walls - region specific</i> ) - Concrete slab to suit up to 'M' class soil classification ( <i>Hervey Bay region</i> )
-----------------------	--

### Energy Efficiency

<b>Insulation</b>	- Minimum R2.5 insulation to internal ceiling areas ( <i>region specific</i> ) - Wall wrap sisalation to external walls ( <i>region specific</i> ) - R2.0 wall insulation to external walls - Roof sarking ( <i>region specific</i> ) - Whirlybird roof ventilator ( <i>region specific</i> )
<b>Hot Water System</b>	- 170 litre heat pump hot water system for single storey narrow lot and traditional lot homes (QLD) - 280 litre heat pump hot water service for single storey acreage lot homes and double storey homes (QLD) - 26 litre continuous flow gas hot water system (NSW)
<b>Outdoor Living Fan</b> ( <i>home and region specific</i> )	- Ceiling fan with speed controller and a blade rotation diameter of 900mm to one (1) outdoor living - R2.5 insulation batts fitted to one (1) outdoor living ceiling
<b>Water</b>	- Minimum 3-star WELS rating for shower heads and 4-star WELS rating for tapware and toilets - 3000 litre round rainwater tank ( <i>region specific</i> )
<b>Weather Seals</b>	- Weather seals to aluminium windows - Draft seals to external hinged doors including front entry door





600mm frameless ceramic glass cooktop


Caroma Cirrus sink mixer

600mm stainless steel electric oven

## Kitchen Benchtops, Sink Mixers & Appliances

### Laminate Benchtops

32mm laminated benchtops in a range of colours



### Sink Mixer

A choice of quality sink mixers:

- Caroma Cirrus
- Phoenix Arlo
- Phoenix Teva



Caroma Cirrus



Phoenix Arlo (as shown)



Phoenix Teva

### Sink

Clark Punch stainless steel 1.75 bowl inset kitchen sink



Clark Punch 1.75 inset sink

### Appliances

#### Technika Stainless Steel Rangehood

600mm stainless steel wall mounted canopy rangehood with three speeds, two LED lamps and ducted through ceiling space to eave



Technika Stainless Steel Rangehood

#### Technika Stainless Steel Oven

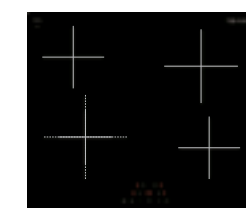
600mm stainless steel electric under bench oven with five cooking functions and 62 litre capacity. Complete with removable triple glazed cool touch door



Technika Stainless Steel Oven (as shown)

#### Technika Ceramic Glass Cooktop

600mm frameless ceramic glass cooktop with four cooking functions and touch control



Technika Ceramic Glass Cooktop (as shown)



*Kitchen*  
**Handles & Provisions**

**Handles**

Choice of handles from the standard builder's range to drawers and doors beneath benches

Empoli



**Drawers**

One bank of four cutlery drawers

Bell Knob



**Provisions**


Provision for under bench microwave space with pot drawer and dishwasher *(not fully-lined)*

Doors to underside of cooktop bench or island bench

Matane



Plus more



**Pantry Shelves**

Keep your kitchen clutter free with four shelves within the pantry

**Pantry Door**

Out of sight, out of mind with a 2040mm hinged flush panel door *(home specific)*



*Kitchen*  
**Splashback & Pantry**

**Window Splashback**

Bring the outside in and soak in the sunshine with a window splashback *(home specific)*



or

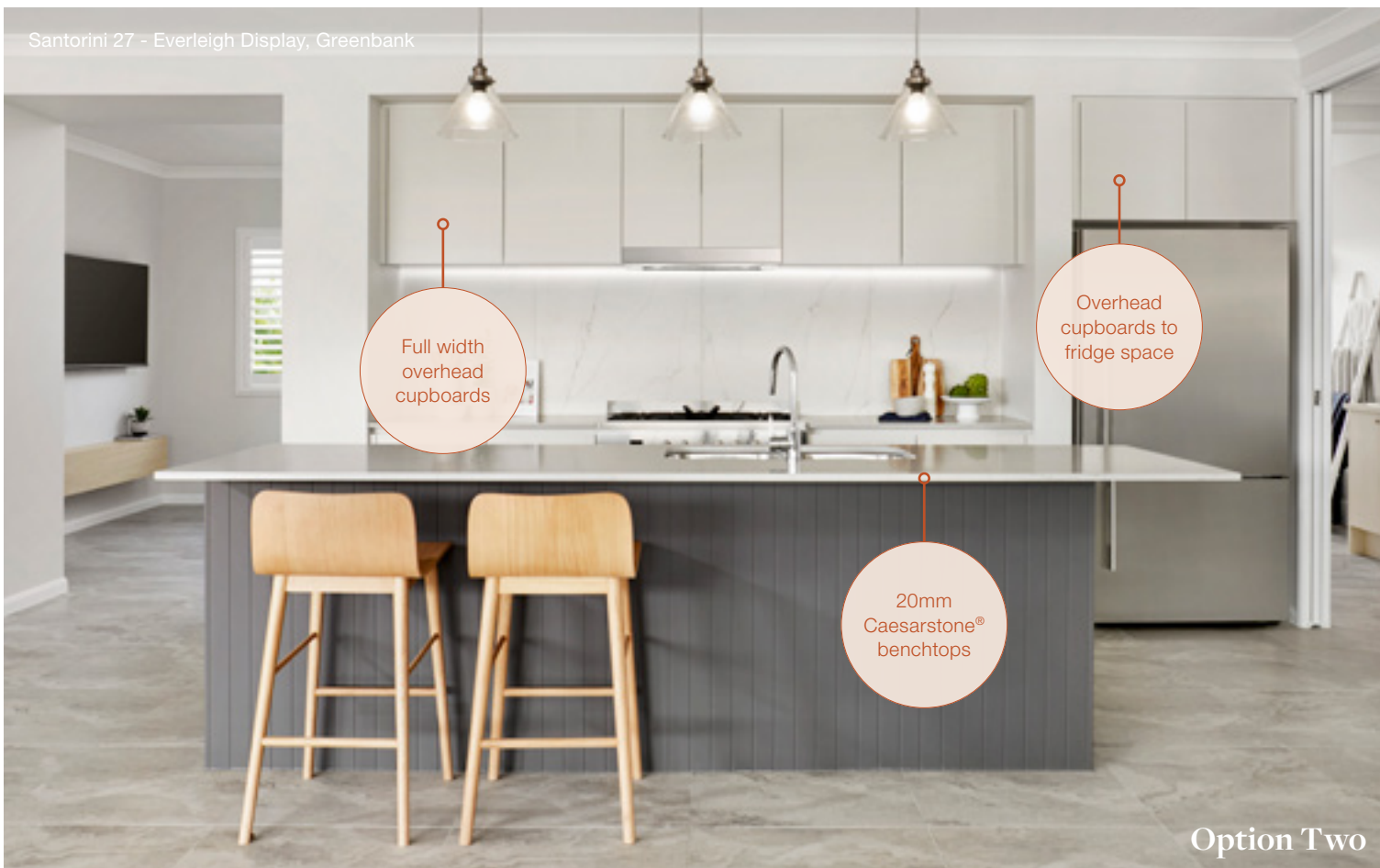

**Tiled Splashback**

Add a touch of luxury with a tiled splashback from the builder's standard range *(home specific)*



Tiled splashback





*Kitchen*

## Benchtops & Overhead Cupboards

### Caesarstone® Benchtops

20mm Caesarstone® benchtops in a range of colours




Option One  
or  
Option Two

### Two Door

Two stylish laminated 'handle-less' style overhead cupboards (*each side of rangehood*)

### Full Width


Spacious laminated 'handle-less' style overhead cupboards that extend the full width of rear bench (*push to open above rangehood*) with bonus 600mm slideout rangehood



Bonus

### Slideout Rangehood

600mm front slideout re-circulating rangehood with three speeds



### Fridge Space

Two laminated 'push to open' overhead cupboards above fridge space for additional storage

### Soft Close Drawers

Soft close to drawers

Optional

### Vertical Woodgrain Finish

Capture the colours, textures and detail of natural timber with the option of a vertical woodgrain finish to your overhead cupboards





*Kitchen*

## Appliances Option For Only \$999\*

### Technika Freestanding Cooker

900mm dual fuel stainless steel freestanding cooker with eight innovative cooking functions, five burners and a spacious 105 litre capacity electric oven



Option One

or

### Technika Frameless Ceramic Cooktop

A modern 900mm frameless black ceramic glass electric cooktop that's easy to clean with five cooking zones and sensor touch control



Option Two

### Technika Built-In Oven

900mm stainless steel electric built-in oven, ten cooking functions and a large 100 litre capacity. Complete with removable triple glazed cool touch door to keep curious hands safe



Lisbon 31 MKII - Sovereign Hills Display, Port Macquarie



### Technika Rangehood - Sensor Touch

A modern 900mm stainless steel wall mounted ducted canopy rangehood, two energy efficient LED lamps and sensor touch control




Option One

or

### Technika Rangehood - Push Button

900mm stainless steel wall mounted ducted canopy rangehood, with three speed push button electric control, two halogen globes



Option Two

or

### Slideout Stainless Steel Rangehood

900mm front re-circulating slideout rangehood with three speeds (*only available with full width overhead cupboards option*)



Option Three





Frameless polished edge mirror

Phoenix Vivid rail shower

32mm laminated vanity benchtop

Custom wall hung vanity

## Bathroom & Ensuite Basins, Mixers, Baths & Shower

### Basins

Caroma Carboni Seamless basin with chrome pop-up waste



Caroma Carboni - Seamless basin

### Basin Mixer

Phoenix Arlo basin mounted mixer



Phoenix Arlo - Basin mixer

### Bath Mixer

Phoenix Arlo bath wall mixers



Phoenix Arlo - Bath wall mixer

### Baths

#### Island Bath


Caroma Newbury Island 1525mm bath to main bathroom with chrome wastes



Phoenix Arlo - Shower wall mixer

#### Island Bath - Ensuite Only

Caroma Newbury Island Plus 1800mm bath (*home specific*)



Caroma Newbury Island bath

### Shower Mixer

Phoenix Arlo shower wall mixer (*as shown*)

### Rail Shower

Phoenix Vivid 5 function chrome rail shower (*as shown*)



Caroma Newbury Island Plus bath

### Shower Screens

Fully framed shower screens with silver frame colour and pivot action door



Phoenix Vivid 5 function - Rail shower

### Mirrors

Frameless polished edge mirrors to full width of vanity

### Privacy Glass

Satinlite obscure glass to bathroom and ensuite windows



## Bathroom & Ensuite Accessories & Toilet Suite

### Accessories

Phoenix Radii round chrome toilet roll holders with the choice of either robe hooks or a 600mm double towel rail

Toilet roll holders



Robe hooks



### Toilet Suites

Caroma Profile II Vitreous China dual flush toilet suites with soft close seat

Double towel rail



## Powder Room Benchtop, Basin & Mixer *(Home specific)*

### Drop Front Vanity

350mm laminated drop front vanity in a range of colours *(as shown page 17)*



Phoenix Arlo - Basin mixer

### Basin Mixer

Phoenix Arlo chrome basin mixer

### Basin

Caroma Luna Inset basin with chrome pop-up waste



Caroma Luna Inset basin




350mm laminated drop front vanity

## Bathroom & Ensuite Custom Designed Vanity

### Laminate Benchtops

32mm laminated benchtops in a range of colours



### Wall Hung Vanity

Custom designed wall hung vanity with fully-lined interior and exterior finish

or

### Full Height Vanity

Custom designed full height vanity with recessed kick including fully-lined interior and exterior finish

### Vanity Handles

Choice of handles from builder's standard range to doors beneath selected vanity

Empoli



Bell Knob



Matane



Plus more



Custom full height vanity





2100mm  
tile height to  
vanity wall

Semi-frameless  
shower screen


20mm  
Caesarstone®  
benchtops

Custom wall  
hung vanity

THE DISPLAY HOME LOOK  
**Designer  
Deluxe**  
FOR ONLY \$2,499\*

## Bathroom & Ensuite Caesarstone® Benchtops & Vanities

**Caesarstone® Benchtops**  
20mm Caesarstone® benchtops  
in a range of colours



**Wall Hung Vanity**  
20mm Caesarstone® benchtop with custom  
designed wall hung vanity

or

**Full Height Vanity**  
20mm Caesarstone® benchtop with custom  
designed full height vanity

**Vanity Wall Tiling**  
2100mm tile height to vanity wall

**Shower Screen**  
Semi-frameless shower screen (as shown)



Custom full  
height vanity





THE DISPLAY HOME LOOK  
**Designer  
 Deluxe**  
 FOR ONLY \$2,499\*

## Bathroom & Ensuite Basins, Mixers, Baths & Mirrors

### Basin

A choice of inset basins with chrome pop up waste

- Caroma Tribute Scpt. - Round
- Caroma Tribute Scpt. - Square
- Caroma Luna



Caroma Tribute Scpt.  
Inset basin - Round



Caroma Tribute Scpt.  
Inset basin - Square  
*(as shown page 20)*



Caroma Luna  
Inset basin  
*(as shown below)*

### Basin Mixer

Phoenix Arlo wall mounted mixer for basin or bath



Phoenix Arlo -  
Wall basin/bath mixer

### Freestanding Bath

Freestanding bath with overflow and chrome waste *(home specific)*

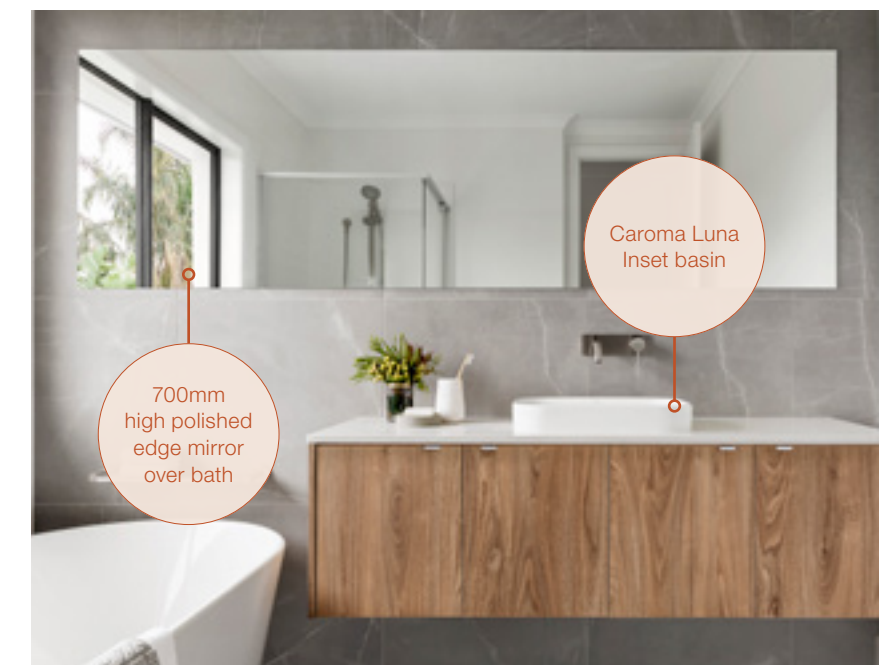


Clark round freestanding bath

Optional

### Mirror Extended Over Bath

700mm high polished edge mirror extending from vanity over bath *(as shown - home specific)*





Lisbon 32 - Harmony Display, Palmview



Interior





## Internal Doors, Handles & Paint

### Flush Panel Doors

2040mm Flush Panel internal doors

### Door Handles

Choice of Gainsborough chrome passage and privacy internal door handles



Plus more

### Paint

Durable three coat paint system to internal walls. Three coat gloss aquanamel paint to interior mouldings and doors and two coat paint system to ceilings and cornice



Three coat paint system to internal walls



Santorini 27 - Everleigh Display, Greenbank



Interior  
**Ceiling, Storage & Electrical**

**Ceiling Height**

2400mm high ceilings throughout your home

**Linen Cupboards**

Four shelves to linen cupboards for increased storage

**Framed Vinyl Sliding Doors**

2100mm high framed vinyl sliding door (home specific)

or

**Hinged Doors**

2040mm flush panel hinged doors (home specific)

**Wardrobes (home specific)**

One shelf to robes with chrome hanging rail

**Framed Vinyl Sliding Doors**

2100mm high framed vinyl sliding doors (home specific)

**Walk-in Robes (home specific)**

One shelf to robes with chrome hanging rail

**Electrical**

Light points and double powerpoints throughout home for practicality with one TV point for single storey homes and two TV points for double storey homes



Four shelves to linen cupboards





THE DISPLAY HOME LOOK  
**Designer  
Deluxe**  
FOR ONLY \$2,499\*

## Interior Technology, Laundry & Wardrobes

### National Broadband Network

Provision for NBN communication equipment within the garage

### Power Points

One double USB charge point on a double power point



National Broadband Network



USB charge power point

### Laundry Cabinet


760mm laminated laundry cabinet with drop in tub and chrome mixer tap (as shown)

### Laundry Tiling

600mm high ceramic tiling to cabinet splashback



Laundry Cabinet



Mirror Sliding Wardrobes

### Wardrobes

Mirror sliding doors to bedroom wardrobes (as shown)



2550MM HIGH CEILINGS

**Designer  
Deluxe**

FROM ONLY \$1,999\*

*Interior*

## 2550mm High Ceilings Option From \$1,999\*

Make a statement and create a sense of space with 2550mm high ceilings to single storey narrow lot homes, or to the first level of double storey homes.

\$2,499\* for single storey traditional and acreage home designs.




Grange 27 - Ridgeview Display, Narangba

Exterior  
**Roof Covering, Pitch & Frame**

25° roof pitch  
(home specific)

**Roof Covering**

Designer profile concrete roof tiles



**Roof Pitch**

Added street appeal with a 25° roof pitch (home specific)

**Roof Eaves**

450mm eaves (home specific)

**Timber Frame**

Build with confidence in the knowledge that your timber frame and trusses are strong and termite resistant as standard





*Structural*  
**Colorbond® Roof  
& Steel Frame  
Option**


Ask our New Home Consultants  
about our Build in Steel Option

Warranty of up to 50 years for eligible  
applicants\*. Stand the test of time  
with a roof made from Colorbond®  
Steel and house frame made  
from Truecore® Steel



**BUILT WITH THE  
INNER STRENGTH  
OF A FRAME  
MADE FROM  
TRUECORE® STEEL**

**TOM WILLIAMS**  
CARPENTER & HOMEOWNER



\*Warranty currently offered for residential applications only and is subject to application and eligibility criteria. For full terms and conditions and to determine the eligibility of your building for a warranty visit warranties.bluescopesteel.com.au or call BlueScope on 1800 800 789. TRUECORE®, BlueScope and the BlueScope brand mark are registered trademarks of BlueScope Steel Limited. © 2019 BlueScope Steel Limited ABN 16 000 011 058. All rights reserved. Photography depicts non-standard facade and items including feature cladding, render finish, feature entry door, Colorbond® roof, timber decking, driveway, window treatment and feature lighting which are not included in the price of homes with Designer Standard Inclusions. Other items such as homewares, furniture, landscaping and fencing are not supplied by Coral Homes.



Exterior  
**External Doors, Windows & Garage**

**Door Handle**


Gainsborough Double Cylinder Trilock door handle

**Front Entry Door**

Choice of 820mm x 2040mm painted timber front entry door with a painted timber frame and clear glazing to door and sidelight (*home specific*)



Angular



VER1



VER2



VER4

Plus more


**Windows and Sliding Doors**

Powder coated aluminium windows with keyed locks, sliding doors and stacker doors to maximise natural lighting (*as shown - home specific*)

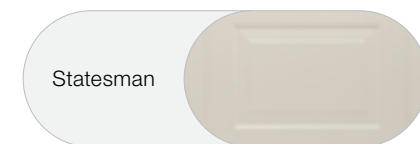


**Automatic Garage Door**


Modern garage door with textured finish in a range of Colorbond® colours. Includes one wall button and two remotes



Grange



Statesman



Seville



Plus more



Double Cylinder Trilock door handle

Automatic garage door





Grand entry  
1200mm single  
entry door



Two 820mm  
double entry  
doors

THE DISPLAY HOME LOOK  
**Designer  
Deluxe**  
FOR ONLY \$2,499\*

*Exterior*  
**Grand Entry Doors**

**Front Entry Door/s**

Welcome guests with a stained or painted door with clear glazing (*home specific*)

**Grand Single Entry Door**

One statement piece 1200mm x 2040mm timber front entry door (*home specific*)

Option One




XLR160



XS24



XS26




XS45

or

**Double Entry Doors**

Two grand 820mm x 2040mm timber front entry doors (*home specific*)

Option Two



JST1 (Stained)



JST1 (Painted)



Grand entry  
120mm single  
entry door



# Designer Standard Inclusions

## Kitchen

<b>Benchtop</b>	- 32mm laminated benchtops in a range of colours
<b>Sink &amp; Sink Mixers</b>	- Caroma Cirrus, Phoenix Arlo or Phoenix Teva sink mixer - Clark Punch stainless steel 1.75 bowl inset sink
<b>Appliances</b>	- 600mm Technika stainless steel wall mounted canopy rangehood - 600mm Technika stainless steel electric under bench oven - 600mm Technika frameless ceramic glass cooktop
<b>Cabinetry</b>	- Fully-lined interior and exterior laminated cabinetry - Doors to underside of cooktop bench and island bench - One (1) bank of four (4) cutlery drawers - Provision for under bench microwave space with pot drawer ( <i>not fully-lined - home specific</i> ) - Provision for dishwasher ( <i>not fully-lined</i> ) - Choice of handles from builder's standard range to drawers and doors beneath benches - Four (4) shelves to pantry with 2040mm flush panel door ( <i>home specific</i> )
<b>Splashback</b>	- Tiled splashback from builder's standard range or window splashback ( <i>home specific</i> )

## Butler's Pantry

<b>Benchtops</b>	- 32mm laminated benchtops in a range of colours
<b>Sink Mixer &amp; Sink</b>	- Reece Base MK2 chrome sink mixer with Posh Solus 430mm round inset sink
<b>Tiled Splashback</b>	- 600mm tiled splashback with a choice of tiles from builder's standard range

## Bathroom & Ensuite

<b>Basins</b>	- Caroma Carboni Seamless basin with chrome pop up waste
<b>Basin Mixers &amp; Accessories</b>	- Phoenix Arlo basin, bath and shower wall mixers - Phoenix Ralii round chrome toilet roll holders, double towel rails or robe hooks
<b>Baths</b>	- Caroma Newbury 1525mm tiled podium bath to main bathroom - Caroma Newbury Island Plus 1800mm bath to ensuite ( <i>home specific</i> ) - Chrome wastes
<b>Rail Shower</b>	- Phoenix Vivid 5 function chrome rail shower
<b>Shower Screens</b>	- Fully framed shower screen with silver frame colour and pivot action door
<b>Mirrors</b>	- 900mm high frameless polished edge mirrors to width of vanity
<b>Benchtop</b>	- 32mm laminated benchtops in a range of colours
<b>Custom Vanities</b>	- Custom designed wall hung vanity or full height vanity with fully-lined laminated finish and choice of handles from builder's standard range
<b>Toilet Suites</b>	- Caroma Profile II Vitreous China dual flush toilet suites with soft close seat
<b>Tiling</b>	- Ceramic floor tiling to ensuite/s and bathroom/s - 300mm high on vanity splashback and 2100mm high shower in ensuite/s and bathroom/s with 150mm high skirting tile ( <i>nominal</i> ) - Choice of tile colours from builder's standard range
<b>Privacy Glass</b>	- Satinlite obscure glass to bathroom and ensuite windows
<b>Floor Grates</b>	- Chrome round floor grates

Noosaville 24 - Ridgeview Display, Narangba



## Powder Room

<b>Basin Mixer</b>	- Phoenix Arlo chrome basin mixer
<b>Hand Wall Basin</b>	- Clark Square hand wall basin with chrome pop-up waste ( <i>home specific</i> )
<b>Basin</b>	- Caroma Carboni Seamless basin with chrome pop up waste ( <i>home specific</i> )
<b>Custom Vanity</b>	- Custom designed full height vanity with fully-lined laminated finish and choice of handles from builder's standard range ( <i>home specific</i> )
<b>Mirror</b>	- 900mm high frameless polished edge mirror to width of hand basin and custom vanity
<b>Toilet Suite</b>	- Caroma Profile II vitreous china dual flush toilet suite with soft close seat
<b>Tiling</b>	- Ceramic floor tiling - 150mm high skirting tile ( <i>nominal</i> ) - Choice of tile colours from builder's standard range
<b>Accessories</b>	- Phoenix Ralii round chrome toilet roll holder

## Drop Front Vanity

<b>Drop Front Vanity</b>	- 350mm laminated top with drop front vanity in a range of colours
<b>Basin Mixer</b>	- Phoenix Arlo chrome basin mixer
<b>Basin</b>	- Caroma Luna Inset basin with chrome pop up waste
<b>Mirror</b>	- 900mm high frameless polished edge mirror to full width of wall

## Laundry

<b>Laundry Unit</b>	- 45 litre stainless steel drop in tub
<b>Tapware</b>	- Chrome laundry mixer tap
<b>Tiling</b>	- 300mm high ceramic tiling to laundry cabinet splashback - Ceramic tiling to laundry floor with 150mm skirting tile ( <i>nominal</i> ) - Choice of tiles from builder's standard range

## Roof

<b>Roof Covering</b>	- Designer profile concrete roof tiles
<b>Downpipes</b>	- Round PVC painted downpipes
<b>Fascia and Gutters</b>	- Steel fascia and gutters in a range of Colorbond® colours
<b>Roof Pitch</b>	- 25 degree roof pitch ( <i>home specific</i> )
<b>Roof Eaves</b>	- 450mm eaves ( <i>home specific</i> )



## Designer Standard Inclusions

### Interior

<b>Ceiling Height</b>	- 2400mm high ceilings to single storey and double storey homes
<b>Internal Doors and Handles</b>	- 2040mm flush panel internal doors - Gainsborough chrome passage and privacy internal door handles from builder's standard range ( <i>home specific</i> )
<b>Linen Cupboards</b>	- Four (4) shelves to linen cupboards - 2100mm high framed vinyl sliding door or 2040mm hinged door to linen cupboards ( <i>home specific</i> )
<b>Wardrobes</b>	- One (1) shelf to robes with chrome hanging rail - 2100mm high framed vinyl sliding doors or 2040mm hinged doors to bedroom robes ( <i>home specific</i> )
<b>Broom Cupboards</b>	- One (1) shelf to broom cupboards - 2040mm high hinged door ( <i>home specific</i> ) - Chrome dummy lever door handle from builder's standard range
<b>Staircase</b>	- Cover grade staircase ( <i>double storey homes</i> )
<b>Skirting, Architraves &amp; Cornice</b>	- Choice of skirting and architraves from builder's standard range - 75mm cove style cornice throughout home
<b>Paint</b>	- Three (3) coat paint system to internal walls - Three (3) coat gloss aquanamel paint to interior mouldings and doors - Two (2) coat paint system to ceilings and cornice
<b>Electrical</b>	- Light points throughout ( <i>home specific</i> ) - One (1) two-way light switch to staircase ( <i>double storey homes</i> ) - Double power points throughout ( <i>home specific</i> ) - Five (5) single power points in nominated locations - One (1) TV point for single storey homes and two (2) TV points for double storey homes - Exhaust fan ducted to eaves if required ( <i>home specific</i> ) - Earth leakage circuit breakers - Smoke detectors

### Exterior

<b>Front Entry Door</b>	- Gainsborough double cylinder trilock entry set - Choice of 820mm x 2040mm painted timber front entry door with a painted timber frame and clear glazing to door and sidelight ( <i>home specific</i> ) from builder's standard range
<b>External Hinged Doors</b>	- 820mm x 2040mm painted flush panel half glass door to garage and/or laundry with double cylinder deadlock ( <i>home specific</i> )
<b>Windows &amp; Sliding Doors</b>	- Powder coated aluminium windows with keyed locks, sliding doors and stacker doors ( <i>home specific</i> )
<b>Automatic Garage Door</b>	- Garage door with textured finish in a range of Colorbond® colours and includes one wall button and two remotes
<b>Cladding</b>	- Face brick finish with a large range of brick colours to choose from builder's standard range ( <i>home specific</i> ) - Lightweight cladding with painted finish ( <i>home specific</i> )
<b>Garden Taps</b>	- Two (2) external brass taps ( <i>home specific</i> )

Rochester 33 - Newport Display, Newport



## SELECTION SHOWROOMS

Having built thousands of homes, we understand that the process of choosing the colours and products can at times seem a little overwhelming.

Our experts take the time to understand your needs, and will help guide you through the process. In two convenient locations - Varsity Lakes, QLD and Tuggerah, NSW



### Selection Appointment

Our Selection Showroom features an extensive range of fixtures, fittings and showcases all the latest industry products. With numerous styles and colour schemes, to choose from our expert interior designers will help tailor your home and lifestyle to ensure your home is as unique as you!

### Lighting & Electrical Appointment

A trained consultant from Clipspec will assist you with your lighting and electrical plan. You will see your electrical plan designed on the screen in front of you as your consultant takes you through the rooms of your new home to discuss the various options.

### Tile Appointment

Complete your tile selections with the guidance of an expert consultant at one of our tile partner's selection showrooms. Get the right advice to ensure you have the latest on-trend colour scheme for the all-important tiled areas of your new home.



## Designer Deluxe Inclusions

### Kitchen

- Caesarstone® Benchtops** - 20mm Caesarstone® benchtops in a range of colours
- Overhead Cupboards** - One (1) laminated, two (2) door 'push to open' style overhead cupboard above fridge space  
- Laminated 'handle-less' style overhead cupboards to full width of rear bench, or two (2) laminated 'handle-less' style overhead cupboards (each side of rangehood)  
- 600mm front re-circulating slideout rangehood (optional)  
- Vertical Woodgrain finish to overhead cupboards (optional)
- Soft Close Drawers** - Soft close to drawers

### Bathroom & Ensuite

- Caesarstone® Benchtops** - 20mm Caesarstone® benchtops in a range of colours
- Basins** - Caroma Tribute Scept Inset round or square, or Caroma Luna Inset basin with chrome pop up waste
- Basin Mixer** - Phoenix Arlo wall mounted mixers
- Tiling** - Extended tile height to 2100mm on vanity wall
- Freestanding Bath** - 1600mm bath with overflow and chrome waste (home specific)
- Custom Vanities** - Custom designed wall hung or full height vanity
- Shower Screen** - Semi-frameless shower screen
- Mirrors** - Mirror extended over bath (optional - home specific)

### Interior

- National Broadband Network** - Provision for NBN communication equipment within the garage
- Power Point** - One (1) double USB charge point on a double power point
- Laundry Cabinet** - 760mm wide laminated laundry cabinet with drop in tub and chrome mixer tap
- Wardrobes** - Mirror sliding doors to bedroom wardrobes

### Exterior

- Front Entry Door** - One (1) 1200mm x 2040mm or two (2) 820mm x 2040mm timber front entry door(s). Painted frame option with clear glazing and sidelight (home specific)  
- Stained entry door (optional)

Rochester 33 - Newport Display, Newport



Enhance your home  
**With these great options**



**Designer Deluxe Offer**  
For only \$2,499\*



**900mm Kitchen Appliances**  
For only \$999\*



**2550mm High Ceilings**  
From only \$1,999\*



**Colorbond® & Steel Frame**  
Option





Scan

to view digital brochure

# Peace of Mind

Our foundation was built on transparency, trust and exceptional customer service. Having built over 20,000 homes across three decades, relax knowing that our customers receive unbeatable value for money, independent quality checks to ensure every home delivered is above industry standards, and outstanding aftercare with our Service & Warranty Program.



## Unbeatable Value

Our promise to you is to always provide you with outstanding value for money. We put more into our standard inclusions, so you don't need to spend thousands of dollars on upgrades later.



## 50 Year Structural Warranty

A 50 year structural warranty\* on your Truecore® Steel house frame for eligible applicants subject to BlueScope terms and conditions.



## Independent Quality Checks

We have a stringent seven step Quality Assurance process to ensure we build each and every home to a high quality. This process includes an independent quality inspection, to ensure we deliver above the expected industry standards.



## Open Pricing Policy

In addition to pricing being openly available on our website, our New Home Consultants will happily provide you with a free estimate including site works. That's right, no deposit required upfront!



## Fixed Price Guarantee

We understand the financial commitments around building a home and provide you with peace of mind by offering contracts with a Fixed Price Guarantee\* upfront.



## Outstanding Aftercare

After taking possession of the keys to their new home, Coral Homes' Service & Warranty Program gives homeowners the necessary information and tools to maintain and extend the life of their products.

Lisbon 32 - Harmony Display, Palmview



\*TRUECORE® steel is backed by a warranty of up to 50 years for eligible applicants. Warranty currently offered for residential applications only and is subject to application and eligibility criteria. For full terms and conditions and to determine the eligibility of your building for a warranty visit warranties.bluescopesteel.com.au. \*The fixed price guarantee is in respect to the cost of construction of your house and associated site works in accordance with the specifications of your contract. Coral Homes reserves the right to vary, terminate or suspend the operation of the Fixed Price Guarantee offer in its absolute discretion, without notice.

Photography depicts non-standard items including flooring, cabinetry finish, Caesarstone® benchtop, sink, handles, overhead cupboards, ceiling height, paving and feature lighting which are not included in the price of homes with Designer Standard Inclusions. Other items such as homewares, furniture, landscaping and fencing are not supplied by Coral Homes.



---

[coralhomes.com.au](http://coralhomes.com.au)

---