

Built on trust since 1990™

CORAL HOMES

Designer Inclusions



THE DISPLAY HOME LOOK
**Designer
Deluxe**
FOR ONLY \$2,499

Designer Inclusions
with Designer Deluxe for only \$2,499*

Get the display home look you've always wanted for less. Select Designer Inclusions for your home and receive a collection of our most popular upgrades for just \$2,499* with Designer Deluxe.



Caesarstone® Benchtops
20mm Caesarstone® benchtops to kitchen, bathroom and ensuite



Overhead Cupboards
Choice of full width or two laminated handle-less overhead cupboards



Custom Designed Vanity
With a choice of basins and wall mounted tap mixers or basin mounted tap mixers



Balanced Bathroom
Extended bathroom mirror, 2100mm tile height and freestanding bath



Technology
National Broadband Network Provision with double USB power point



Grand Entry Door
Choice of 1200mm or 2 x 820mm timber front entry doors

- Mirror sliding doors to wardrobes • Semi-frameless shower screen
- Soft close drawers • Laminated laundry cabinet and much more

*The 'Designer Deluxe Offer' applies for all new home preliminary agreements entered into from 3rd July 2023 and is available for homes with Coral Homes' Designer specifications only. Price shown is in addition to the Designer inclusions price of your chosen home design. Designer Standard Inclusions may vary depending on your choice of home design. All products and offer options will be nominated by Coral Homes. Due to the continuing development of our product, Coral Homes reserves the right to alter product specifications and suppliers at any time and without notice. Geographic restrictions may apply to the availability of some 'Designer Deluxe Offer' inclusions. Full terms and conditions visit coralhomes.com.au/terms-conditions. The National Construction Code (NCC 2022) requirements are introducing updates to the 'Energy Efficiency' and 'Accessible Housing' code for release in 2023. The NCC 2022 requirements (including but not limited to) 'Energy Efficiency' and 'Accessible Housing' requirements have not yet been applied to all Coral Homes floorplans. Coral Homes reserves the right to vary, terminate, alter, or withdraw the plans at their absolute discretion and without notice. All costs to comply with National Construction Code (NCC 2022) requirements will be at the cost of the owner. Photography depicts non-standard items such as porcelain rectified tiling, window furnishings, cabinetry handles and finish, 60mm island waterfall bench, feature cladding, feature tiling, feature lighting, appliances and more which are not included in the price of homes with Designer Standard Inclusions. Other items such as homewares, furniture, landscaping, fencing, refrigerator and laptop are not supplied by Coral Homes. QBCC 50792/1014053 & NSW OFT 62084C. JULY-23



Designer Quality Foundations

Pre-Construction

- | | |
|---------------------------|--------------------------------------------------------------------------------------------------------------------------------------------------------------------------------------------------------------------------|
| Building Insurance | - QBCC (QLD) or OFT (NSW) building insurance fee as per legislation |
| Engineering | - Soil report and contour survey
- Engineer's slab design
- Allowance for building application fees (<i>region specific</i>) |
| Site Management | - Temporary fencing (<i>site specific</i>)
- Earthworks up to 500mm of combined cut and fill to produce an even cut and fill |
| Connections | - Allowance made for connection to services of water, sewerage, stormwater and electricity (<i>site specific</i>)
- Surface water grates (<i>site specific</i>)
- Telephone provision (<i>site specific</i>) |

Structural

- | | |
|-----------------------|-------------------------------------------------------------------------------------------------------------------------------------------------------------------------------------------------------------------------------------------------------------------------------------------------------|
| Frame and Slab | - Termite resistant structural timber frame and roof trusses
- Concrete monolithic slab to suit 'S' class soil classification (<i>no allowances for piling or retaining walls – region specific</i>)
- Concrete slab to suit up to 'M' class soil classification (<i>Hervey Bay region</i>) |
|-----------------------|-------------------------------------------------------------------------------------------------------------------------------------------------------------------------------------------------------------------------------------------------------------------------------------------------------|

Energy Efficiency*

- | | |
|------------------------------------------------------------------|--------------------------------------------------------------------------------------------------------------------------------------------------------------------------------------------------------------------------------|
| Insulation | - Minimum R2.5 insulation to internal ceiling areas (<i>region specific</i>)
- Wall wrap sisalation to external walls
- Roof sarking and Whirlybird roof ventilator (<i>region specific</i>) |
| Outdoor Living Fan
(<i>home and region specific</i>) | - Ceiling fan with speed controller and a blade rotation diameter of 900mm to one (1) outdoor living (<i>region specific</i>)
- R2.5 insulation batts fitted to one (1) outdoor living ceiling (<i>region specific</i>) |
| Water | - Minimum 3-star WELS rating for shower heads and 4-star WELS rating for tapware and toilets
- 3000 litre round rainwater tank (<i>region specific</i>) (<i>NSW ONLY</i>) |
| Weather Seals | - Weather seals to aluminium windows
- Draft seals to external hinged doors including front entry door |

*The National Construction Code (NCC 2022) requirements are introducing updates to the 'Energy Efficiency' for release in 2023. Coral Homes reserves the right to vary, terminate, alter, or withdraw the 'Energy Efficiency' inclusions at their absolute discretion and without notice. All costs to comply with National Construction Code (NCC 2022) requirements will be at the cost of the owner. Refer to coralhomes.com.au/inclusion-levels/ for the latest inclusion levels.



600mm
frameless
ceramic glass
cooktop

Caroma Cirrus
sink mixer


600mm
stainless steel
electric oven

Kitchen

Benchtops, Sink Mixers & Appliances

Laminate Benchtops

32mm laminated benchtops
in a range of colours



Sink Mixer

A choice of quality sink mixers:

- Caroma Cirrus
- Phoenix Arlo



Caroma Cirrus



Phoenix Arlo

Sink

Clark Punch stainless steel
1.75 bowl inset kitchen sink



Clark Punch 1.75 inset sink

Appliances

Technika Stainless Steel Rangehood

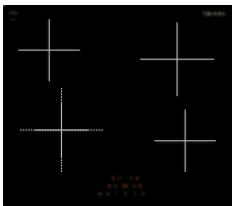
600mm stainless steel wall mounted canopy
rangehood with three speeds, two LED lamps
and ducted through ceiling space to eave



Technika Stainless Steel Rangehood

Technika Stainless Steel Oven

600mm stainless steel electric under bench
oven with five cooking functions and 62 litre
capacity. Complete with removable triple
glazed cool touch door



Technika Ceramic Glass Cooktop
(as shown)

Technika Ceramic Glass Cooktop

600mm frameless ceramic glass cooktop
with four cooking functions and touch control



Technika Stainless Steel Oven
(as shown)

Kitchen Handles & Provisions

Handles

Choice of handles from the standard builder's range to drawers and doors beneath benches

Empoli



Bell Knob



Matane



Plus more

Drawers

One bank of four cutlery drawers

Provisions

Provision for under bench microwave space with pot drawer and dishwasher *(not fully-lined)*

Doors to underside of cooktop bench or island bench



Pantry Shelves

Keep your kitchen clutter free with four shelves within the pantry

Pantry Door

Out of sight, out of mind with a 2040mm hinged flush panel door *(home specific)*



Kitchen Splashback & Pantry

Window Splashback

Bring the outside in and soak in the sunshine with a window splashback *(home specific)*




or

Tiled Splashback

Add a touch of luxury with a tiled splashback from the builder's standard range *(home specific)*



Tiled splashback




Kitchen

Benchtops & Overhead Cupboards

Caesarstone® Benchtops

20mm Caesarstone® benchtops in a range of colours



Option One

Two Door

Two stylish laminated 'handle-less' style overhead cupboards (*each side of rangehood*)

or

Option Two

Full Width

Spacious laminated 'handle-less' style overhead cupboards that extend the full width of rear bench (*push to open above rangehood*) with bonus 600mm slideout rangehood

Bonus

Slideout Rangehood

Receive a 600mm front slideout rangehood with three speeds



Fridge Space

Two door laminated 'push to open' overhead cupboards above fridge space for additional storage

Soft Close Drawers

Soft close to drawers



Optional

Vertical Woodgrain Finish

Capture the colours, textures and detail of natural timber with the option of a vertical woodgrain finish to your overhead cupboards



Kitchen

Appliances Offer for only \$999*

Option One

Technika Freestanding Cooker

900mm dual fuel stainless steel freestanding cooker with eight innovative cooking functions, five burners and a spacious 105 litre capacity electric oven



or

Technika Frameless Ceramic Cooktop

A modern 900mm frameless black ceramic glass electric cooktop that's easy to clean with five cooking zones and sensor touch control




Option Two

Technika Built-In Oven

900mm stainless steel electric built-in oven, ten cooking functions and a large 100 litre capacity. Complete with removable triple glazed cool touch door to keep curious hands safe



Lisbon 28 SZ – HomeWorld Leppington, Leppington



Option One

Technika Rangehood – Sensor Touch

A modern 900mm stainless steel wall mounted ducted canopy rangehood, two energy efficient LED lamps and sensor touch control



or

Option Two

Technika Rangehood – Push Button

900mm stainless steel wall mounted ducted canopy rangehood, with three speed push button electric control, two halogen globes



or

Option Three

Slideout Stainless Steel Rangehood

900mm front slideout rangehood with three speeds (only available with full width overhead cupboards option)





Bathroom & Ensuite

Basins, Mixers, Baths & Shower

Basins

Caroma Carboni Seamless basin with chrome pop-up waste

Basin Mixer

Phoenix Arlo basin mounted mixer



Caroma Carboni
– Seamless basin



Phoenix Arlo
– Basin mixer

Bath Mixer

Phoenix Arlo bath wall mixers

Baths

Island Bath

Caroma Newbury Island 1525mm bath to main bathroom with chrome wastes

Island Bath – Ensuite Only

Caroma Newbury Island Plus 1800mm bath (*home specific*)



Phoenix Arlo
– Bath wall mixer



Phoenix Arlo
– Shower wall mixer



Caroma Newbury Island bath



Caroma Newbury Island Plus bath



Phoenix Vivid 5 function
– Rail shower



Posh Bristol single
rail shower – Chrome

Shower Mixer

Phoenix Arlo shower wall mixer (*as shown*)

Rail Shower

Phoenix Vivid 5 function chrome rail shower or Posh Bristol single shower rail chrome

Shower Screens

Fully framed shower screens with silver frame colour and pivot action door

Mirrors

Frameless polished edge mirrors to full width of vanity

Privacy Glass

Satinlite obscure glass to bathroom and ensuite windows

Bathroom & Ensuite Accessories & Toilet Suite

Accessories

Phoenix Rarii round chrome toilet roll holders with the choice of either robe hooks or a 600mm double towel rail

Toilet Suite

The Posh Solus Round Close Coupled Toilet Suite features smooth lines for easy cleaning and is perfect for busy families.

- ☐ Posh Solus Round Toilet Suite

Toilet roll holders



Robe hooks



Double towel rail



Powder Room Benchtop, Basin & Mixer

(Home specific)

Drop Front Vanity

350mm laminated drop front vanity in a range of colours

Basin Mixer

Phoenix Arlo basin mounted mixer

Basin

Caroma Luna Inset basin with chrome pop-up waste



Phoenix Arlo – Basin mixer



Caroma Luna Inset basin



350mm laminated drop front vanity

Bathroom & Ensuite Custom Designed Vanity

Laminate Benchtops

32mm laminated benchtops in a range of colours



Wall Hung Vanity

Custom designed wall hung vanity with fully-lined interior and exterior finish

or

Full Height Vanity

Custom designed full height vanity with recessed kick including fully-lined interior and exterior finish

Vanity Handles

Choice of handles from builder's standard range to doors beneath selected vanity

Empoli



Bell Knob



Matane



Plus more

Custom full height vanity



2100mm
tile height to
vanity wall

Semi-frameless
shower screen


20mm
Caesarstone®
benchtops

Custom wall
hung vanity

Bathroom & Ensuite Caesarstone® Benchtops & Vanities

Caesarstone® Benchtops

20mm Caesarstone® benchtops
in a range of colours



Wall Hung Vanity

20mm Caesarstone® benchtop with custom
designed wall hung vanity

or

Full Height Vanity

20mm Caesarstone® benchtop with custom
designed full height vanity


Vanity Wall Tiling

2100mm tile height to vanity wall

Shower Screen

Semi-frameless shower screen (as shown)

Custom full
height vanity



THE DISPLAY HOME LOOK
**Designer
Deluxe**
FOR ONLY \$2,499

Bathroom & Ensuite

Basins, Mixers, Baths & Mirrors

Option One

Basin Mixer

Phoenix Arlo basin mixer
mounted mixer

Basin

Caroma Tribute Inset basin square
with chrome pop up waste



Phoenix Arlo
– Basin mixer



Caroma Tribute Inset
basin – Square

or

Option Two

Basin Mixer

Phoenix Arlo wall mounted
basin mixer

Basin

A choice of inset basins with
chrome pop up waste:

- ☐ Clark Inset basin – Round
- ☐ Clark Inset basin – Square
- ☐ Caroma Luna



Phoenix Arlo
– Wall basin mixer



Clark Inset basin
– Round



Clark Inset basin
– Square



Caroma Luna
Inset basin

Bath Mixer

Phoenix Arlo wall mounted
bath mixer

Freestanding Bath

Freestanding bath with overflow
and chrome waste (*home specific*)



Phoenix Arlo
– Wall bath mixer



Clark round freestanding bath

Optional

Mirror Extended Over Bath

700mm high polished edge mirror extending
from vanity over bath (*as shown – home specific*)



Interior

Internal Doors, Handles & Paint

Flush Panel Doors

2040mm Flush Panel internal doors

Door Handles

Choice of Gainsborough chrome passage and privacy internal door handles

Amelia



Bailey



Lianna



Olive



Plus more

Paint

Durable three coat paint system to internal walls. Three coat gloss aquanamel paint to interior mouldings and doors and two coat paint system to ceilings and cornice



Three coat paint system to internal walls



Interior

Ceiling, Storage & Electrical

Ceiling Height

2400mm high ceilings throughout your home

Linen Cupboards

Four shelves to linen cupboards for increased storage

Framed Vinyl Sliding Doors

2100mm high framed vinyl sliding door *(home specific)*

or

Hinged Doors

2040mm flush panel hinged doors *(home specific)*

Wardrobes *(home specific)*

One shelf to robes with chrome hanging rail

Framed Vinyl Sliding Doors

2100mm high framed vinyl sliding doors *(home specific)*

Walk-in Robes *(home specific)*

One shelf to robes with chrome hanging rail

Electrical

Light points and double powerpoints throughout home for practicality with one TV point for single storey homes and two TV points for double storey homes



Four shelves to linen cupboards



Lagos 34 – Yarrabilba Estate, Yarrabilba

Interior

Technology, Laundry & Wardrobes

National Broadband Network

Provision for NBN communication equipment within the garage



National Broadband Network

Power Points

One double USB charge point on a double power point



USB charge power point

Laundry Cabinet

760mm laminated laundry cabinet with drop in tub and chrome mixer tap *(as shown)*



Laundry Cabinet

Laundry Tiling

600mm high ceramic tiling to cabinet splashback



Mirror Sliding Wardrobes

Wardrobes

Mirror sliding doors to bedroom wardrobes *(as shown)*

Interior
**2550mm High
Ceilings Offer
from \$1,999***

Make a statement and create a sense of space with 2550mm high ceilings to single storey narrow lot homes, or to the first level of double storey homes.

\$2,499* for single storey traditional and acreage home designs.

Rochester 33 – Newport Estate, Newport

Exterior Roof Covering, Pitch & Frame



Roof Covering

Designer profile concrete roof tiles



Roof Pitch

Added street appeal with a 25° roof pitch (*home specific*)

Roof Eaves

450mm eaves (*home specific*)

Timber Frame

Build with confidence in the knowledge that your timber frame and trusses are strong and termite resistant as standard



Structural
**Steel Frame &
Sheet Roofing
Offer**

Ask our New Home Consultants
about our Build in Steel Offer

Stand the test of time with sheet roofing
and house frame made from steel



Double
Cylinder Trilock
door handle

Automatic
garage door

Exterior

External Doors, Windows & Garage

Door Handle

Gainsborough Double Cylinder Trilock door handle

Front Entry Door

Choice of 820mm x 2040mm painted timber front entry door with a painted timber frame and clear glazing to door and sidelight (*home specific*)



Angular



VER1



VER2



VER4

Plus more

Windows and Sliding Doors

Powder coated aluminium windows with keyed locks, sliding doors and stacker doors to maximise natural lighting (*as shown – home specific*)



Automatic Garage Door

Modern garage door with textured finish in a range of Colorbond® colours. Includes one wall button and two remotes



Plus more

Madrid 26 – North Harbour Estate, Burpengary East



Grand entry
1200mm single
entry door

Lisbon 31 – Sawtell Commons Display, Coffs Harbour



Two 820mm
double entry
doors

Photography depicts some items within the Designer Deluxe offer. Items within the Designer Deluxe offer and additional upgraded items outside of the offer are not included in the price of homes with Designer Standard Inclusions. Additional items outside of this offer include the following: non-standard facade, feature tiling, timber finish, feature stone, cladding, render finish, Colorbond® roof, driveway, paving, window treatment, feature lighting and more. Other items such as homewares, furniture, landscaping and fencing are not supplied by Coral Homes.

THE DISPLAY HOME LOOK
**Designer
Deluxe**
FOR ONLY \$2,499

Exterior Grand Entry Doors

Front Entry Door/s

Welcome guests with a stained or painted door with clear glazing (*home specific*)

Grand Single Entry Door

One statement piece 1200mm x 2040mm timber front entry door (*home specific*)



XLR160



XS24



XS26



XS45


Plus more

Option One

or

Double Entry Doors

Two grand 820mm x 2040mm timber front entry doors (*home specific*)



JST1 (Stained)



JST1 (Painted)

Option Two



Grand entry
1200mm single
entry door

DESIGNER DELUXE

Designer Standard Inclusions

Kitchen

Benchtops	- 32mm laminated benchtops in a range of colours
Sink & Sink Mixers	- Caroma Cirrus or Phoenix Arlo - Clark Punch stainless steel 1.75 bowl inset sink
Appliances	- 600mm Technika stainless steel wall mounted canopy rangehood - 600mm Technika stainless steel electric under bench oven - 600mm Technika frameless ceramic glass cooktop
Cabinetry	- Fully-lined interior and exterior laminated cabinetry - Doors to underside of cooktop bench and island bench - One (1) bank of four (4) cutlery drawers - Provision for under bench microwave space with pot drawer <i>(not fully-lined – home specific)</i> - Provision for dishwasher <i>(not fully-lined)</i> - Choice of handles from builder's standard range to drawers and doors beneath benches - Four (4) shelves to pantry with 2040mm flush panel door <i>(home specific)</i>
Splashback	- Tiled splashback from builder's standard range or window splashback <i>(home specific)</i>

Bathroom & Ensuite

Basins	- Caroma Carboni Seamless basin with chrome pop up waste
Basin Mixers & Accessories	- Phoenix Arlo basin mounted mixer - Phoenix Radlii round chrome toilet roll holders, double towel rails or robe hooks
Baths	- Caroma Newbury 1525mm tiled podium bath to main bathroom - Caroma Newbury Island Plus 1800mm bath to ensuite <i>(home specific)</i> - Chrome wastes
Bath & Shower Mixers	- Phoenix Arlo wall mounted bath and shower mixers
Rail Shower	- Phoenix Vivid 5 function chrome rail shower or Posh Bristol single rail shower chrome
Shower Screens	- Fully framed shower screen with silver frame colour and pivot action door
Mirrors	- 900mm high frameless polished edge mirrors to width of vanity
Benchtop	- 32mm laminated benchtops in a range of colours
Custom Vanities	- Custom designed wall hung vanity or full height vanity with fully-lined laminated finish and choice of handles from builder's standard range
Toilet Suites	- Posh Solus round toilet suite with soft close seat
Tiling	- Ceramic floor tiling to ensuite/s and bathroom/s - 300mm high on vanity splashback and 2100mm high shower in ensuite/s and bathroom/s with 150mm high skirting tile <i>(nominal)</i> - Choice of tile colours from builder's standard range
Privacy Glass	- Satinlite obscure glass to bathroom and ensuite windows
Floor Grates	- Chrome round floor grates

Noosa 27 – HomeWorld Thornton, Thornton



Home Specific

Powder Room

Basin Mixer	- Phoenix Arlo basin mounted mixer
Hand Wall Basin	- Clark Square hand wall basin with chrome pop-up waste <i>(home specific)</i>
Basin	- Caroma Carboni Seamless basin with chrome pop up waste <i>(home specific)</i>
Custom Vanity	- Custom designed full height vanity with fully-lined laminated finish and choice of handles from builder's standard range <i>(home specific)</i>
Mirror	- 900mm high frameless polished edge mirror to width of hand basin and custom vanity
Toilet Suite	- Posh Solus round toilet suite with soft close seat
Tiling	- Ceramic floor tiling - 150mm high skirting tile <i>(nominal)</i> - Choice of tile colours from builder's standard range
Accessories	- Phoenix Radlii round chrome toilet roll holder

Drop Front Vanity	- 350mm laminated top with drop front vanity in a range of colours
Basin Mixer	- Phoenix Arlo basin mounted mixer
Basin	- Caroma Luna Inset basin with chrome pop up waste
Mirror	- 900mm high frameless polished edge mirror to full width of wall

Laundry

Laundry Unit	- 45 litre stainless steel drop in tub
Tapware	- Chrome laundry mixer tap
Tiling	- 300mm high ceramic tiling to laundry cabinet splashback - Ceramic tiling to laundry floor with 150mm skirting tile <i>(nominal)</i> - Choice of tiles from builder's standard range

Roof

Roof Covering	- Designer profile concrete roof tiles
Downpipes	- Round PVC painted downpipes Fascia and Gutters – Steel fascia and gutters in a range of Colorbond® colours
Roof Pitch	- 25 degree roof pitch <i>(home specific)</i>
Roof Eaves	- 450mm eaves <i>(home specific)</i>

Designer Standard Inclusions

Interior

Ceiling Height	- 2400mm high ceilings to single storey and double storey homes
Internal Doors and Handles	- 2040mm flush panel internal doors - Gainsborough chrome passage and privacy internal door handles from builder's standard range (<i>room specific</i>)
Linen Cupboards	- Four (4) shelves to linen cupboards - 2100mm high framed vinyl sliding door or 2040mm hinged door to linen cupboards (<i>home specific</i>)
Wardrobes	- One (1) shelf to robes with chrome hanging rail - 2100mm high framed vinyl sliding doors or 2040mm hinged doors to bedroom robes (<i>home specific</i>)
Broom Cupboards	- One (1) shelf to broom cupboards - 2040mm high hinged door (<i>home specific</i>) - Chrome dummy lever door handle from builder's standard range
Staircase	- Cover grade staircase (<i>double storey homes</i>)
Skirting, Architraves & Cornice	- Choice of skirting and architraves from builder's standard range - 75mm cove style cornice throughout home
Paint	- Three (3) coat paint system to internal walls - Three (3) coat gloss aquanamel paint to interior mouldings and doors - Two (2) coat paint system to ceilings and cornice
Electrical	- Light points throughout (<i>home specific</i>) - One (1) two-way light switch to staircase (<i>double storey homes</i>) - Double power points throughout (<i>home specific</i>) - Five (5) single power points in nominated locations - One (1) TV point for single storey homes and two (2) TV points for double storey homes - Exhaust fan ducted to eaves if required (<i>home specific</i>) - Earth leakage circuit breakers - Smoke detectors

Exterior

Front Entry Door	- Gainsborough double cylinder trilock entry set - Choice of 820mm x 2040mm painted timber front entry door with a painted timber frame and clear glazing to door and sidelight (<i>home specific</i>) from builder's standard range
External Hinged Doors	- 820mm x 2040mm painted flush panel half glass door to garage and/or laundry with double cylinder deadlock (<i>home specific</i>)
Windows & Sliding Doors	- Powder coated aluminium windows with keyed locks, sliding doors and stacker doors (<i>home specific</i>)
Automatic Garage Door	- Garage door with textured finish in a range of Colorbond® colours and includes one wall button and two remotes
Cladding	- Face brick finish with a large range of brick colours to choose from builder's standard range (<i>home specific</i>) - Lightweight cladding with painted finish (<i>home specific</i>)
Garden Taps	- Two (2) external brass taps (<i>home specific</i>)

Monash 39 – HomeWorld Thornton, Thornton



SELECTION SHOWROOMS

Having built thousands of homes, we understand that the process of choosing the colours and products can at times seem a little overwhelming.

Our experts take the time to understand your needs, and will help guide you through the process. In two convenient locations – Varsity Lakes, QLD and Tuggerah, NSW



Selection Appointment

Our Selection Showroom features an extensive range of fixtures, fittings and showcases all the latest industry products. With numerous styles and colour schemes to choose from, our expert interior designers will help tailor your home and lifestyle to ensure your home is as unique as you!

Lighting & Electrical Appointment

A trained consultant from Clipspec will assist you with your lighting and electrical plan. You will see your electrical plan designed on the screen in front of you as your consultant takes you through the rooms of your new home to discuss the various options.

Tile Appointment

Complete your tile selections with the guidance of an expert consultant at one of our tile partner's selection showrooms. Get the right advice to ensure you have the latest on-trend colour scheme for the all-important tiled areas of your new home.

THE DISPLAY HOME LOOK

Designer
Deluxe

FOR ONLY \$2,499*

Designer Deluxe Upgrades

Kitchen

- Caesarstone® Benchtops

Overhead Cupboards

Soft Close Drawers
- 20mm Caesarstone® benchtops in a range of colours

- One (1) laminated, two (2) door 'push to open' style overhead cupboard above fridge space

- Laminated 'handle-less' style overhead cupboards to full width of rear bench, or two (2) laminated 'handle-less' style overhead cupboards (each side of rangehood)

- 600mm front slideout rangehood (optional)

- Vertical Woodgrain finish to overhead cupboards (optional)

- Soft close to drawers

Bathroom & Ensuite

- Caesarstone® Benchtops

Basins

Basin Mixer

Tiling

Freestanding Bath

Custom Vanities

Shower Screen

Mirrors
- 20mm Caesarstone® benchtops in a range of colours

- Caroma Tribute Inset square, Caroma Luna Inset, Clark Inset round or Clark Inset square basins with chrome pop up

- Phoenix Arlo basin mounted mixer or wall mounted mixer

- Extended tile height to 2100mm on vanity wall

- 1600mm bath with overflow and chrome waste (home specific)

- Custom designed wall hung or full height vanity

- Semi-frameless shower screen

- Mirror extended over bath (optional – home specific)

Interior

- National Broadband Network

Power Point

Laundry Cabinet

Wardrobes
- Provision for NBN communication equipment within the garage

- One (1) double USB charge point on a double power point

- 760mm wide laminated laundry cabinet with drop in tub and chrome mixer tap

- Mirror sliding doors to bedroom wardrobes

Exterior

- Front Entry Door
- One (1) 1200mm x 2040mm or two (2) 820mm x 2040mm timber front entry door(s). Painted frame option with clear glazing and sidelight (home specific)

- Stained entry door (optional)



Love your home Upgrades



Designer Deluxe Offer
for only \$2,499*



900mm Kitchen Appliances
for only \$999*



2550mm High Ceilings
from only \$1,999*



Steel Frame & Sheet Roofing
Offer

Photography depicts some items within the Designer Deluxe offer. Items within the Designer Deluxe offer and additional upgraded items outside of the offer are not included in the price of homes with Designer Standard Inclusions. Additional items outside of this offer include the following: non-standard facade, feature stone, timber finish, Colorbond® roof, driveway, flooring, basin, basin mixer, benchtop gable and shadowline, cabinetry finish, appliances, feature tiling, window treatment, feature lighting and more. Other items such as homewares, furniture, landscaping, fencing and television are not supplied by Coral Homes. *Full terms and conditions visit coralhomes.com.au/terms-conditions.

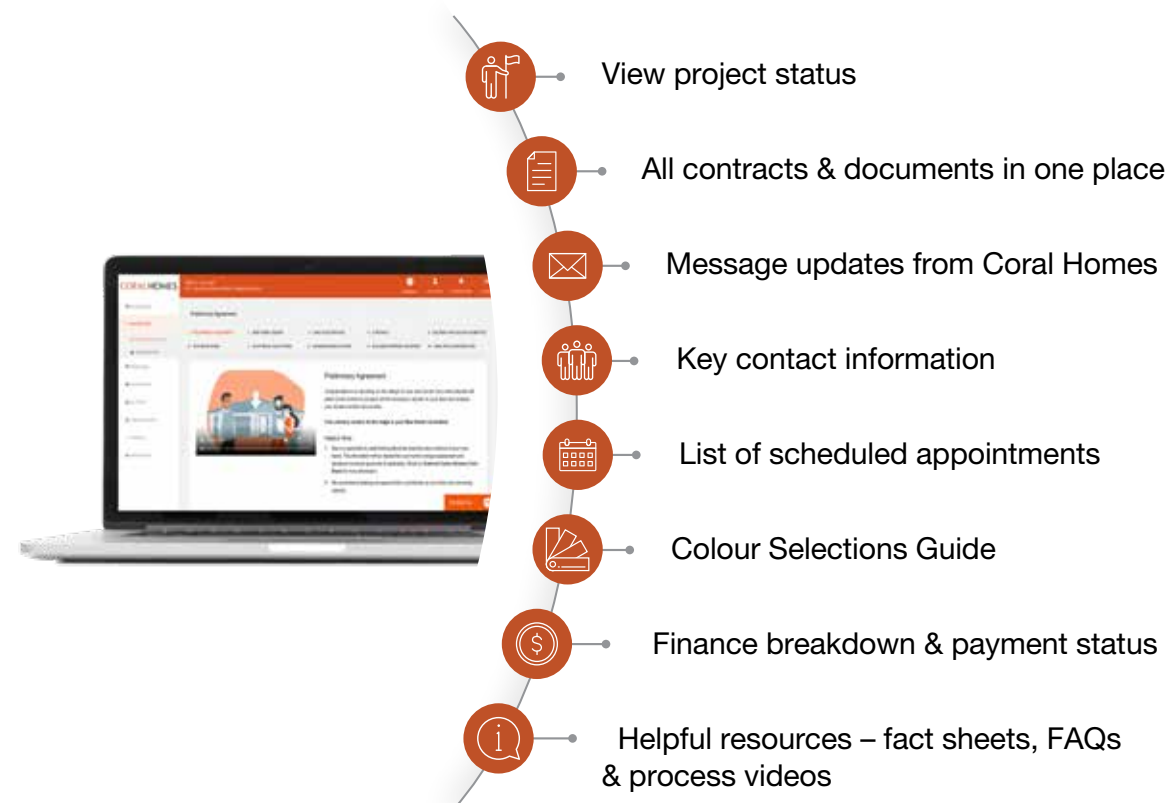
Coral Homes Customer Portal

Everything you need to stay on track for your home building journey is now in one online platform. The Customer Portal is a one-stop-shop for all project updates, helpful resources, contracts, your documents, communication and much more.

You'll gain 24/7 access to the Coral Homes Customer Portal once you have signed your initial paperwork and your home deposit has been completed.



Customer Portal features



Lisbon 28 SZ – HomeWorld Leppington, Leppington



Scan
to view digital
brochure





Why Coral Homes?

Our foundation was built on transparency, trust and exceptional customer service. Having built over 25,000 homes across three decades, our customers receive a fixed price guarantee, independent quality checks and so much more.



30+ Years Experience

Over 25,000 families have trusted us to build their family home. Providing a high level of quality, value for money, security and transparency, is why we are one of Australia's largest home builders today.



Fixed Price Guarantee

We understand the financial commitments around building a home and provide you with peace of mind by offering contracts with a Fixed Price Guarantee* upfront.



Independent Quality Inspections

We have a stringent seven step Quality Assurance process to ensure we build each and every home to a high quality. This process includes an independent quality inspection.



HIA Professional Major Builder

We're a proud two-time winner of the HIA Professional Major Builder Award, the industry's most prestigious award. We equally value what our customers have to say so we are honoured to be named Product Reviews 2021 & 2022 winners for customer satisfaction.

CORAL HOMES

*The fixed price guarantee is in respect to the cost of construction of your house and associated site works in accordance with the specifications of your contract. Coral Homes reserves the right to vary, terminate or suspend the operation of the Fixed Price Guarantee offer in its absolute discretion, without notice. JULY-23