

# CORAL HOMES

Single Storey

---

Queensland





# Important Information about this guide:

## Changes to the National Construciton Code

The National Construction Code of Australia (NCC) is a performance-based code that sets the minimum requirements in relation to structure, fire safety, accessibility, health and amenity, and sustainability.

**\*NCC Qualification:** Changes to the National Construction Code (NCC 2022) requirements relating to 'Accessible Housing' are effective from 1 October 2023. The NCC 2022 requirements (including but not limited to) the new 'Accessible Housing' requirements have been applied to this guide. NCC requirements relating to 'Energy Efficiency' have not been applied to this brochure and additional costs may apply for items including (but not limited to) window and door glazing upgrades (Base prices include clear float to habitable rooms and obscure glass to wet areas). Coral Homes recommend using light colours to roof/wall/window/doors with solar absorptance ratings of 0.40 or less.

The NCC 2022 is subject to **ongoing** review and may be updated or changed in the future. Accordingly, the inclusions, floorplans, and homes on display (and featured within this guide) are subject to change without notice in order to comply with the requirements of the NCC 2022 including but not limited to 'Energy Efficiency' & 'Accessible Housing' (as amended from time to time).

Coral Homes reserves the right to vary, terminate, alter, or withdraw the plans and inclusions at their absolute discretion and without notice. Coral Homes will not be responsible for any additional costs associated with changes to the

floorplans or inclusions to ensure they comply with the NCC 2022 (as amended from time to time). Such costs may be passed on to, and will be required to be paid by the customer.



For further details please speak with a Coral Homes New Home Consultant or for full terms and conditions visit [coralhomes.com.au/terms-conditions/](https://coralhomes.com.au/terms-conditions/) or scan the QR code.

## Rest easy knowing your new home will be built with the most up-to-date industry standards.

Photography throughout this guide depicts items such as homewares, furniture, landscaping, fencing and may depict items that are upgraded or not supplied by Coral Homes. Floorplans throughout this guide are indicative only, conceptual in nature and subject to change. Floorplans may depict features and/or other products which are not included in the house design, not included in the house price and/or not available from Coral Homes.

© Coral Homes Pty Ltd. The copyright in the floorplans and facades depicted in this brochure are owned by or licensed to Coral Homes Pty Ltd and may not be reproduced, copied or dealt with in any manner which infringes the exclusive rights of Coral Homes Pty Ltd as prescribed by the Copyright Act 1968 without the express written authorisation of Coral Homes Pty Ltd. QBCC 50792/1014053 & NSW OFT 62084C. OCT-23













# Single Storey Collection – QLD

Browse through our collection of most-loved single storey homes to find your dream design.  
Each spacious floorplan is available in multiple facades to suit your style.  
To discover our full range of homes, visit [coralhomes.com.au](https://coralhomes.com.au)

Discover our designs







Lot Width	Home Design					Page
12.5m+	Capri 179Q	4	1	2	2	6
12.5m+	Capri 190Q	4	2	2	2	7
12.5m+	Capri 205Q	4	3	2	2	9
12.5m+	Capri 216Q	4	3	2	2	10
12.5m+	Capri 225Q	4	3	2	2	11
12.5m+	Capri 238Q	4	3	2	2	12
12.5m+	Grange 190Q	4	2	2	2	18
12m+	Grange 195Q	4	2	2	2	19
12.5m+	Grange 196Q	4	2	2	2	21
12.5m+	Grange 205Q	4	2	2	2	22
12m+	Grange 215Q	4	3	2	2	23
12.5m+	Grange 224Q	4	3	2	2	24
14m+	Grange 230Q	4	3	2	2	25
14m+	Grange 244Q	4	3	2	2	26
14m+	Grange 258Q	4	3	2	2	27

Lot Width	Home Design					Page
15m+	Lagos 244Q	4	3	2.5	2	34
15.5m+	Lagos 263Q	4	3	2.5	2	35
16m+	Lagos 298Q	4	4	2.5	2	36
16m+	Lagos 311Q	4	4	2.5	2	37
14m+	Lisbon 223Q	4	2	2	2	42
15m+	Lisbon 231Q	4	2	2	2	43
16m+	Lisbon 253Q	4	3	2	2	45
16m+	Lisbon 269Q	4	3	2	2	46
15.5m+	Lisbon 275Q	4	3	2.5	2	47
16.5m+	Lisbon 286Q	4	3	2.5	2	48
16.5m+	Lisbon 292Q	4	4	2.5	2	50
17m+	Lisbon 315Q	4	4	2.5	2	51

Lot Width	Home Design					Page
12.5m+	Madrid 196Q	4	2	2	2	58
12m+	Madrid 205Q	4	2	2	2	59
12.5m+	Madrid 208Q	4	2	2	2	60
12.5m+	Madrid 214Q	4	2	2	2	61
12.5m+	Madrid 236Q	4	3	2.5	2	62
13m+	Madrid 240Q	4	3	2.5	2	63
12.5m+	Madrid 252Q	4	3	2.5	2	64
13.5m+	Madrid 259Q	4	3	2.5	2	65
14m+	Madrid 269Q	4	3	2	2	66
14.5m+	Madrid 295Q	4	3	2.5	2	67

15m+	Majorca 244Q	4	3	2.5	2	75
15m+	Majorca 262Q	4	3	2.5	2	76
15m+	Majorca 275Q	4	3	2.5	2	77
15.5m+	Majorca 305Q	4	4	2.5	2	78
15.5m+	Majorca 321Q	4	4	2.5	2	79

12.5m+	Milan 208Q	4	2	2	2	84
12.5m+	Milan 220Q	4	3	2	2	85
12.5m+	Milan 232Q	4	3	2	2	86
14m+	Milan 242Q	4	3	2	2	88
14m+	Milan 249Q	4	3	2	2	89
14m+	Milan 269Q	4	3	2	2	91

Lot Width	Home Design					Page
12m+	Noosaville 210Q	4	2	2	2	98
12m+	Noosaville 217Q	4	2	2.5	2	99
12.5m+	Noosaville 219Q	4	2	2	2	100
12.5m+	Noosaville 226Q	4	2	2.5	2	101
12m+	Noosaville 228Q	4	2	2.5	2	102
13.5m+	Noosaville 239Q	4	2	2.5	2	103
12.5m+	Noosaville 240Q	4	2	2.5	2	104
13.5m+	Noosaville 252Q	4	2	2.5	2	105

12m+	San Marino 210Q	4	3	2	2	110
13m+	San Marino 243Q	4	3	2.5	2	111
13.5m+	San Marino 256Q	4	3	2	2	113

12.5m+	Santorini 208Q	4	3	2	2	118
13.5m+	Santorini 227Q	4	3	2	2	119
14m+	Santorini 234Q	4	3	2	2	120
14m+	Santorini 250Q	4	4	2.5	2	122
14.5m+	Santorini 268Q	4	4	2	2	123
14.5m+	Santorini 276Q	4	4	2.5	2	125

Acreage						
28m+	Highlands 255Q	4	3	2	2	130
29m+	Highlands 279Q	4	3	2.5	2	131
32.5m+	Highlands 306Q	5	3	2.5	2	132
33.5m+	Highlands 338Q	5	3	2.5	2	135
35m+	Highlands 385Q	5	3	2.5	2	136



# Capri Series

The popular Capri Series is designed to fit neatly on a 12m+ lot width, without compromising on functional features. The open-plan kitchen, dining and living area is the perfect space for family to spend time together, while four bedrooms (in most plans) and a separate living space creates a private sanctuary. Select from 6 flexible floorplans and multiple facades.



Capri 26 (Hamptons Facade) – Everleigh Estate, Greenbank

On  
display



Capri 26 – Everleigh Estate, Greenbank




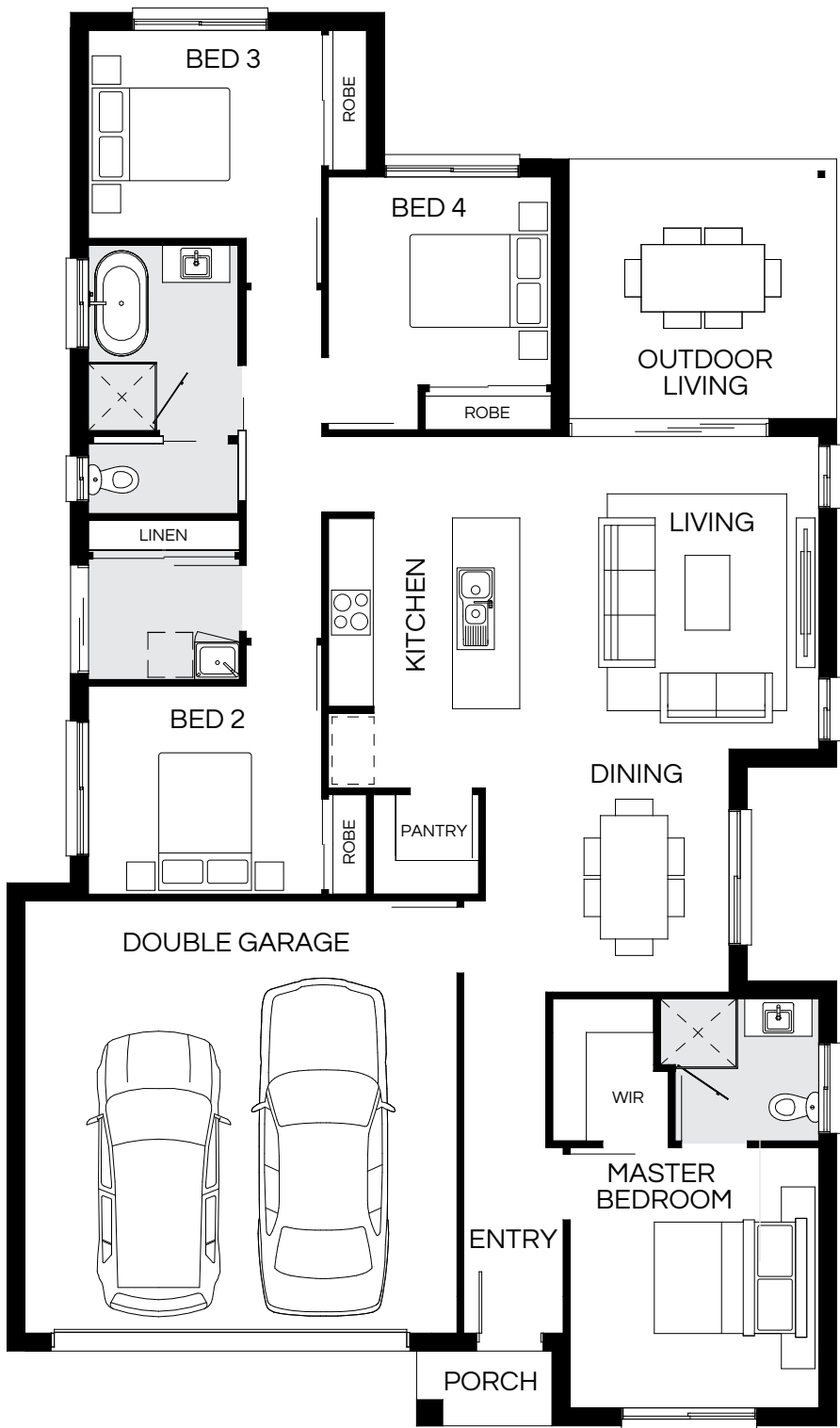
Capri 26 – Everleigh Estate, Greenbank





# Capri 179Q



4  | 1  | 2  | 2 

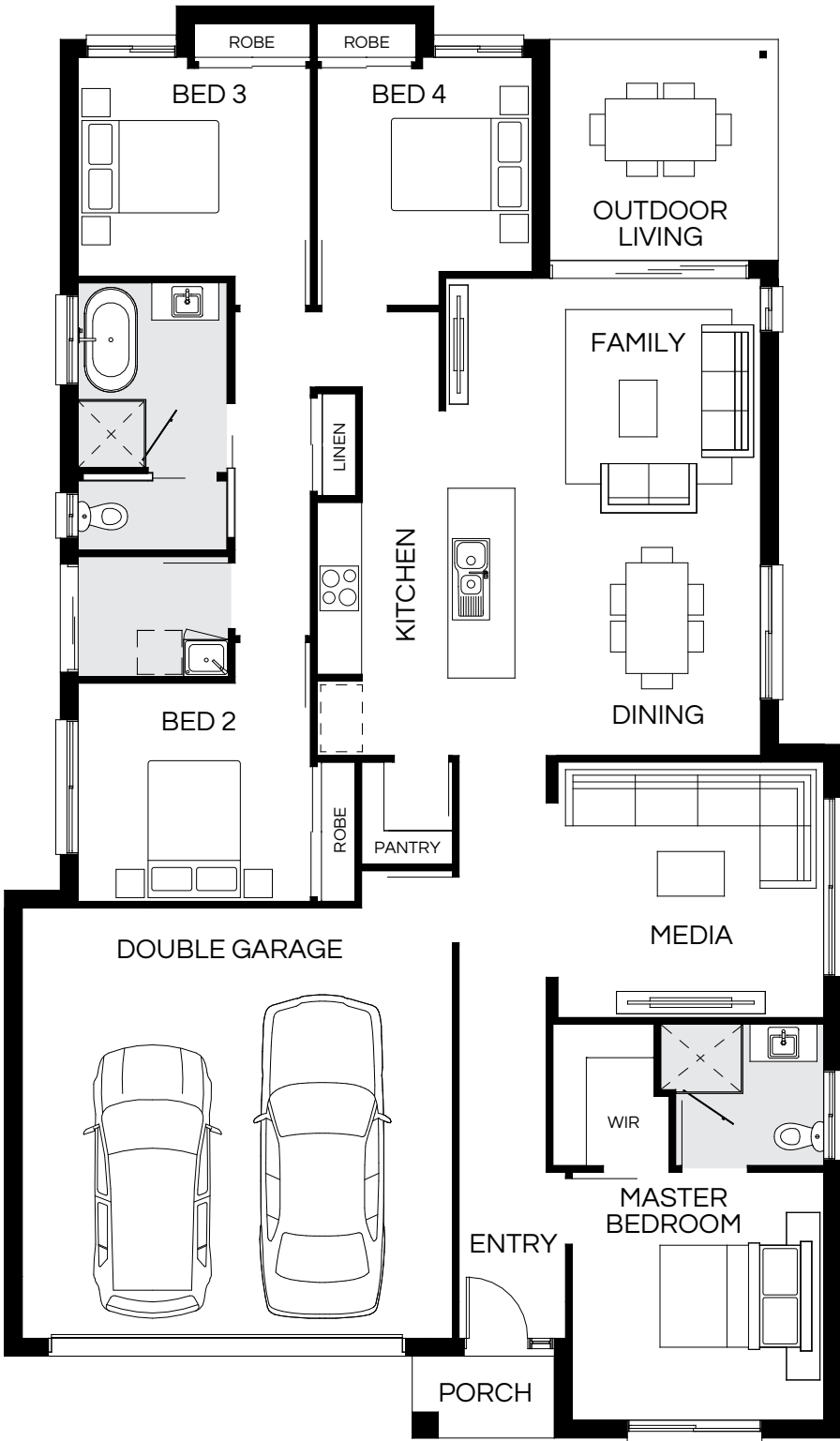


Master Bed	3500 x 3350	Dining	3250 x 3280	Outdoor	3470 x 3580	House Length	18.90m
Bed 2	2800 x 3140	Living	4200 x 4010			House Width	11.10m
Bed 3	2800 x 3140					House Area	179.13m <sup>2</sup> (19.28sq)
Bed 4	2800 x 3000					Lot width	12.5m <sup>+</sup>

Floorplan and lot width based on Designer facade. Floorplan is NCC 2022\* compliant\*, indicative only, conceptual in nature and subject to change without notice. Floorplan may depict features and/or other products which are not included in the house design, not included in the house price and/or not available from Coral Homes. All measurements are in millimeters unless otherwise stated. Floorplan measurements are approximate and are not to scale. Lot width is a guide only and may change due to developer covenants and Local Authority guidelines. For more information about terms & conditions, see the "Important Information" on (page 1). \*See NCC Qualification in "Important Information" (page 1).

# Capri 190Q

4  | 2  | 2  | 2 



Master Bed	3350 x 3400	Dining	3000 x 3310	Outdoor	2970 x 3070	House Length	19.24m
Bed 2	2950 x 3140	Family	3430 x 4250			House Width	11.25m
Bed 3	2960 x 3140	Media	3450 x 3590			House Area	190.29m <sup>2</sup> (20.48sq)
Bed 4	2900 x 2910					Lot width	12.5m <sup>+</sup>

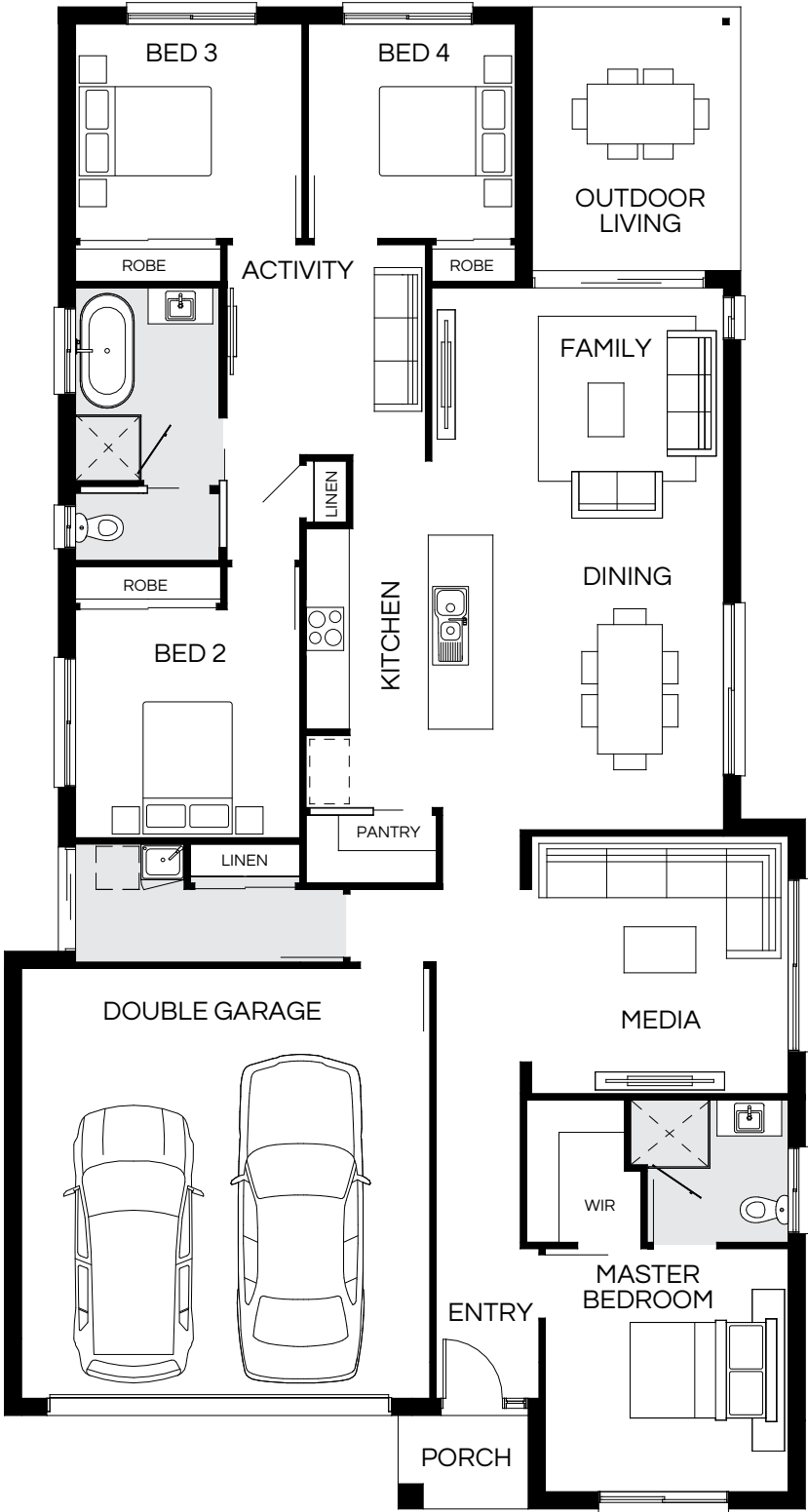
Floorplan and lot width based on Designer facade. Floorplan is NCC 2022\* compliant\*, indicative only, conceptual in nature and subject to change without notice. Floorplan may depict features and/or other products which are not included in the house design, not included in the house price and/or not available from Coral Homes. All measurements are in millimeters unless otherwise stated. Floorplan measurements are approximate and are not to scale. Lot width is a guide only and may change due to developer covenants and Local Authority guidelines. For more information about terms & conditions, see the "Important Information" on (page 1). \*See NCC Qualification in "Important Information" (page 1).





# Capri 205Q

4 | 3 | 2 | 2



Master Bed	3400 x 3400	Activity	2940 x 2780	Outdoor	3670 x 2900	House Length	20.90m
Bed 2	3190 x 3140	Dining	3500 x 3220			House Width	11.15m
Bed 3	3000 x 3170	Family	4060 x 4080			House Area	205.88m <sup>2</sup> (22.16sq)
Bed 4	3000 x 2900	Media	3600 x 3590			Lot width	12.5m <sup>+</sup>

Floorplan and lot width based on Designer facade. Floorplan is NCC 2022\* compliant\*, indicative only, conceptual in nature and subject to change without notice. Floorplan may depict features and/or other products which are not included in the house design, not included in the house price and/or not available from Coral Homes. All measurements are in millimeters unless otherwise stated. Floorplan measurements are approximate and are not to scale. Lot width is a guide only and may change due to developer covenants and Local Authority guidelines. For more information about terms & conditions, see the "Important Information" on (page 1). \*See NCC Qualification in "Important Information" (page 1).



# Capri 216Q



4  | 3  | 2  | 2 

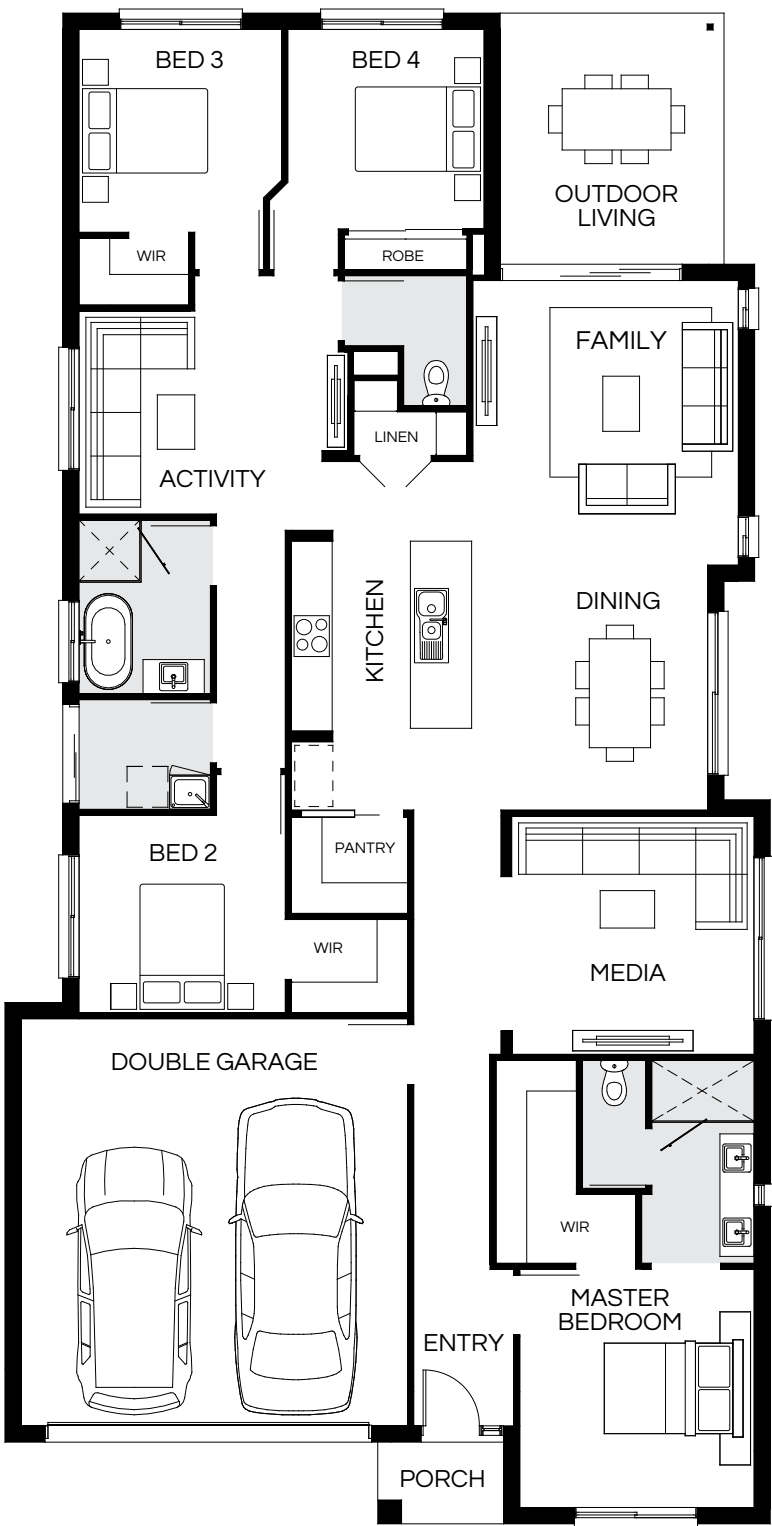


Master Bed	3520 x 3460	Activity	3040 x 3730	Outdoor	3230 x 3370	House Length	21.50m
Bed 2	3000 x 3050	Dining	3380 x 3560			House Width	11.25m
Bed 3	2850 x 3000	Family	3800 x 4100			House Area	216.29m <sup>2</sup> (23.28sq)
Bed 4	3000 x 2900	Media	3520 x 3580			Lot width	12.5m <sup>+</sup>

Floorplan and lot width based on Designer facade. Floorplan is NCC 2022\* compliant\*, indicative only, conceptual in nature and subject to change without notice. Floorplan may depict features and/or other products which are not included in the house design, not included in the house price and/or not available from Coral Homes. All measurements are in millimeters unless otherwise stated. Floorplan measurements are approximate and are not to scale. Lot width is a guide only and may change due to developer covenants and Local Authority guidelines. For more information about terms & conditions, see the "Important Information" on (page 1). \*See NCC Qualification in "Important Information" (page 1).

# Capri 225Q

4  | 3  | 2  | 2 



Master Bed	3520 x 3460	Activity	3000 x 3590	Outdoor	3690 x 3290	House Length	22.20m
Bed 2	2920 x 3050	Dining	3600 x 3480			House Width	11.25m
Bed 3	3000 x 3000	Family	4200 x 3920			House Area	225.05m <sup>2</sup> (24.22sq)
Bed 4	2950 x 2900	Media	3520 x 3580			Lot width	12.5m <sup>+</sup>

Floorplan and lot width based on Designer facade. Floorplan is NCC 2022\* compliant\*, indicative only, conceptual in nature and subject to change without notice. Floorplan may depict features and/or other products which are not included in the house design, not included in the house price and/or not available from Coral Homes. All measurements are in millimeters unless otherwise stated. Floorplan measurements are approximate and are not to scale. Lot width is a guide only and may change due to developer covenants and Local Authority guidelines. For more information about terms & conditions, see the "Important Information" on (page 1). \*See NCC Qualification in "Important Information" (page 1).



# Capri 238Q

4  | 3  | 2  | 2 



Master Bed	3640 x 3460	Activity	3100 x 3570	Outdoor	3520 x 3870	House Length	23.20m
Bed 2	3200 x 3050	Dining	3770 x 3560			House Width	11.25m
Bed 3	3100 x 3000	Family	4800 x 4150			House Area	238.17m <sup>2</sup> (25.64sq)
Bed 4	3000 x 3000	Media	3800 x 3580			Lot width	12.5m+

Floorplan and lot width based on Designer facade. Floorplan is NCC 2022\* compliant\*, indicative only, conceptual in nature and subject to change without notice. Floorplan may depict features and/or other products which are not included in the house design, not included in the house price and/or not available from Coral Homes. All measurements are in millimeters unless otherwise stated. Floorplan measurements are approximate and are not to scale. Lot width is a guide only and may change due to developer covenants and Local Authority guidelines. For more information about terms & conditions, see the "Important Information" on (page 1). \*See NCC Qualification in "Important Information" (page 1).



Capri 26 – Everleigh Estate, Greenbank



Capri 26 – Everleigh Estate, Greenbank

Photography depicts items such as homewares, furniture, finishes, landscaping, fencing and may depict items that are upgraded or not supplied by Coral Homes. Speak with your New Home Consultant for more details.



# Capri Facades

12.5m+ Lot Width

Coastal Display Facade



Modern



Designer



St Kilda



Hamptons Display Facade



Southampton



Facade images shown are indicative only, conceptual in nature and subject to change. Facade images are to be used as a guide, may depict non-standard items and may not be house specific. Please obtain house specific drawings from your New Home Consultant to assist you in making your facade choice.

Facade images shown are indicative only, conceptual in nature and subject to change. Facade images are to be used as a guide, may depict non-standard items and may not be house specific. Please obtain house specific drawings from your New Home Consultant to assist you in making your facade choice.



# Grange Series

The Grange Series ticks all of the boxes for a family home. Featuring four bedrooms and multiple living areas plus an outdoor space, the compact yet spacious proportions will surely impress. Available in a wide range of floorplans and facades.



Grange 27 (Pavillion Facade) – Yarrabilba Estate, Yarrabilba



On  
display

Grange 27 – Yarrabilba Estate, Yarrabilba



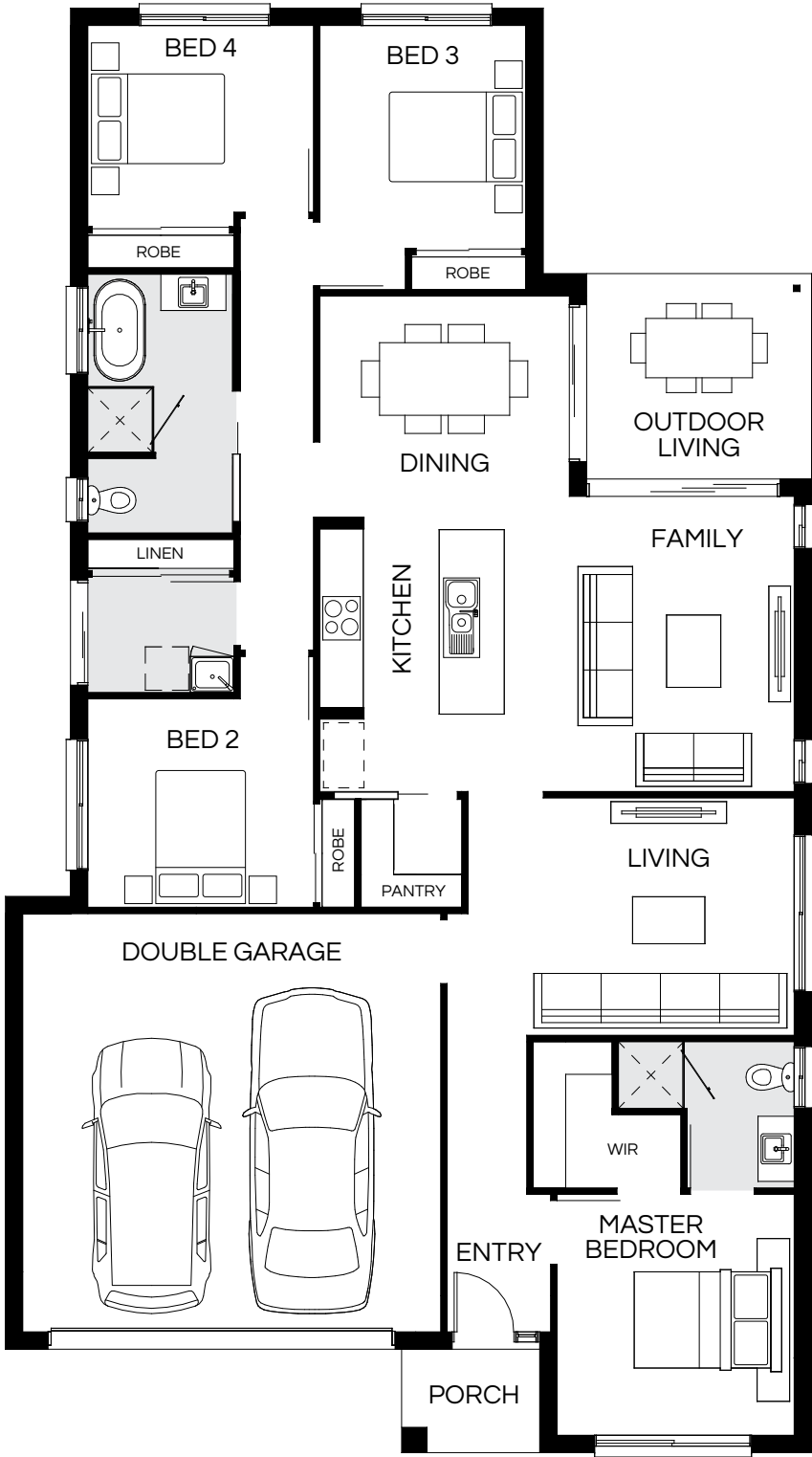
Grange 27 – Yarrabilba Estate, Yarrabilba





# Grange 190Q

4  | 2  | 2  | 2 

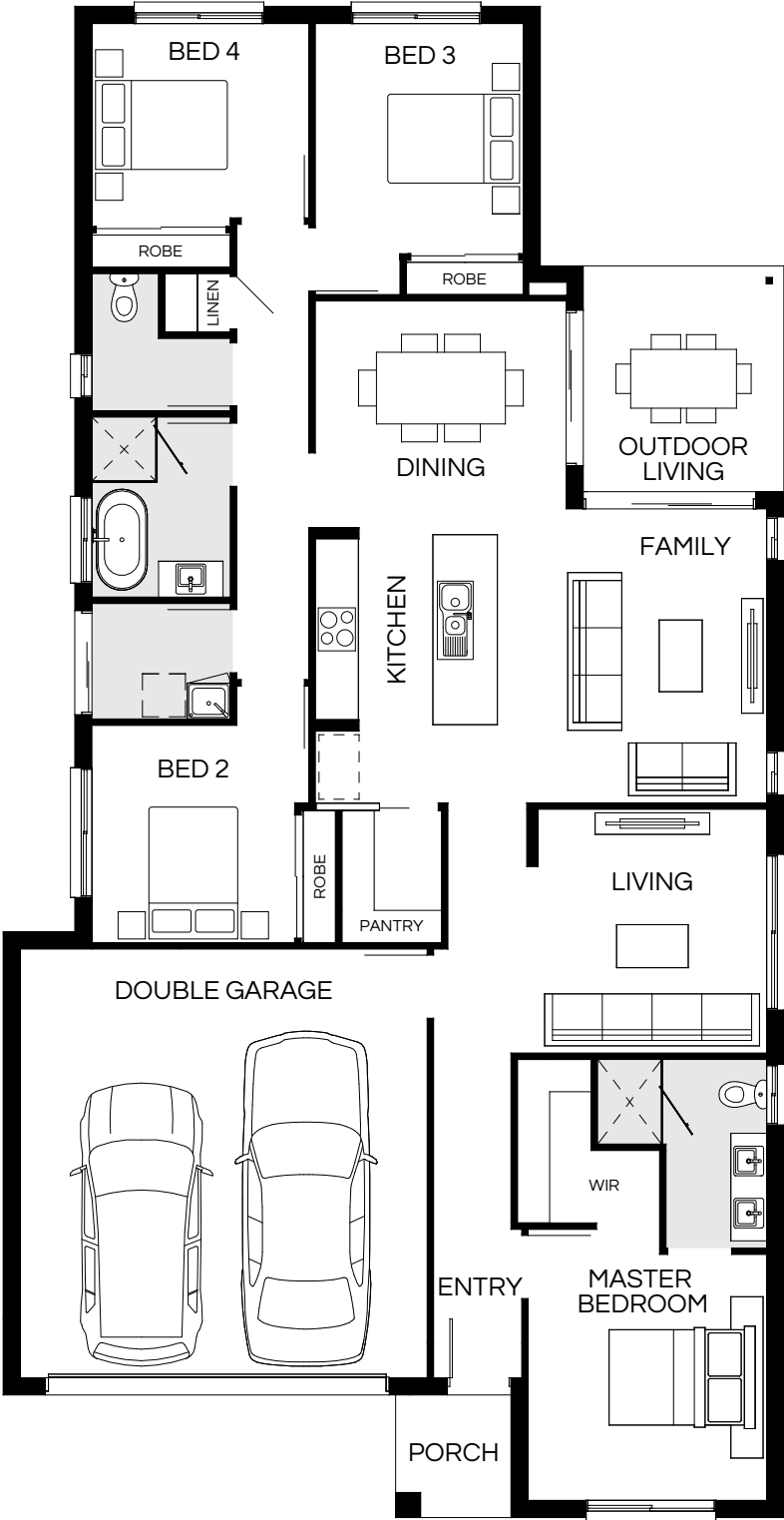


Master Bed	3350 x 3300	Dining	3240 x 3470	Outdoor	2840 x 3110	House Length	19.97m
Bed 2	2900 x 3140	Family	4100 x 4020			House Width	11.15m
Bed 3	3100 x 2870	Living	3300 x 3700			House Area	190.16m <sup>2</sup> (20.47sq)
Bed 4	2800 x 3140					Lot width	12.5m <sup>+</sup>

Floorplan and lot width based on Designer facade. Floorplan is NCC 2022\* compliant\*, indicative only, conceptual in nature and subject to change without notice. Floorplan may depict features and/or other products which are not included in the house design, not included in the house price and/or not available from Coral Homes. All measurements are in millimeters unless otherwise stated. Floorplan measurements are approximate and are not to scale. Lot width is a guide only and may change due to developer covenants and Local Authority guidelines. For more information about terms & conditions, see the "Important Information" on (page 1). \*See NCC Qualification in "Important Information" (page 1).

# Grange 195Q

4  | 2  | 2  | 2 



Master Bed	3450 x 3350	Dining	3270 x 3520	Outdoor	3150 x 2800	House Length	21.08m
Bed 2	3050 x 2850	Family	4120 x 3770			House Width	10.90m
Bed 3	3230 x 2920	Living	3420 x 3350			House Area	195.18m <sup>2</sup> (21.01sq)
Bed 4	2850 x 3050					Lot width	12m <sup>+</sup>

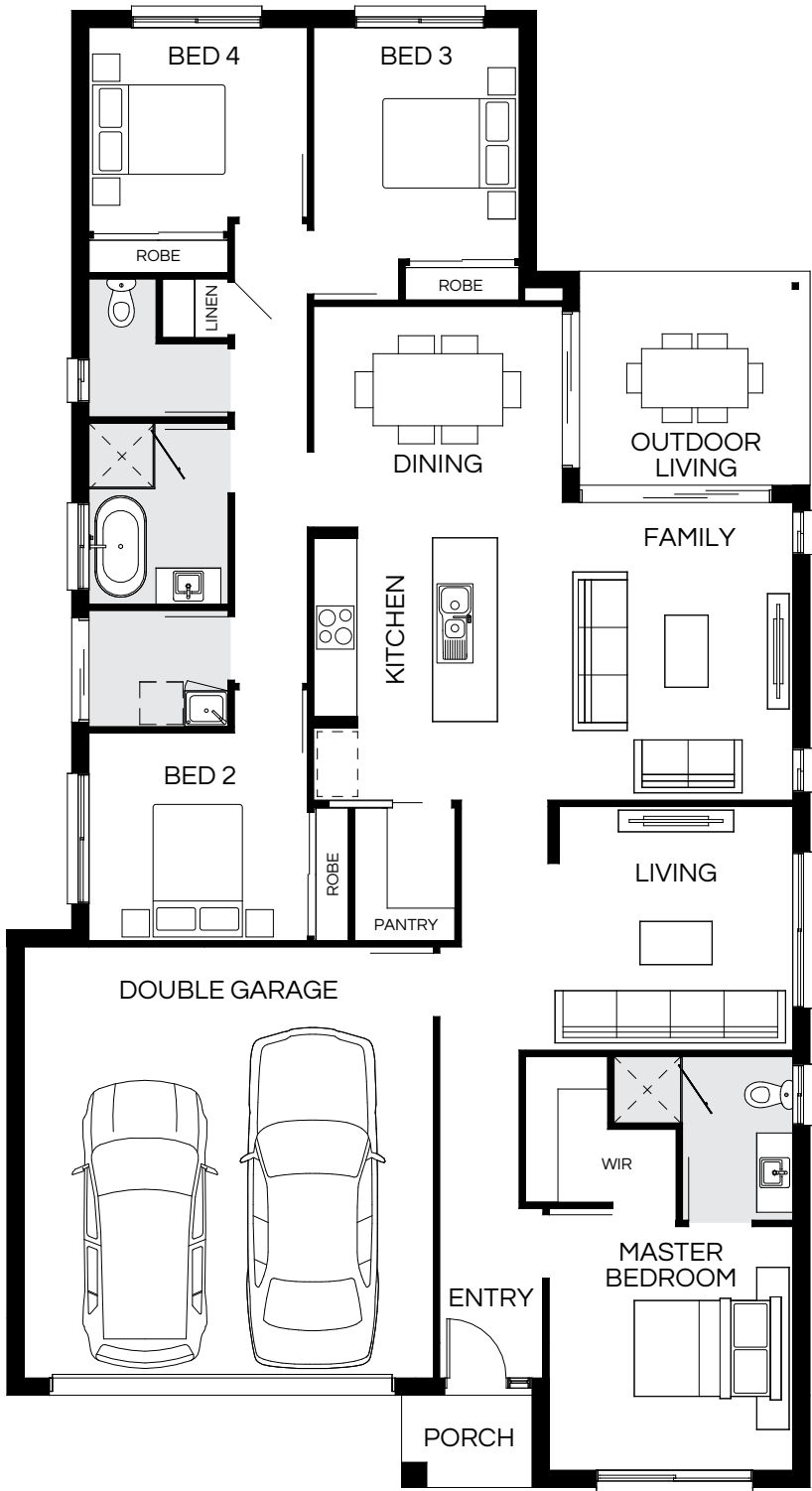
Floorplan and lot width based on Designer facade. Floorplan is NCC 2022\* compliant\*, indicative only, conceptual in nature and subject to change without notice. Floorplan may depict features and/or other products which are not included in the house design, not included in the house price and/or not available from Coral Homes. All measurements are in millimeters unless otherwise stated. Floorplan measurements are approximate and are not to scale. Lot width is a guide only and may change due to developer covenants and Local Authority guidelines. For more information about terms & conditions, see the "Important Information" on (page 1). \*See NCC Qualification in "Important Information" (page 1).





# Grange 196Q

4 | 2 | 2 | 2




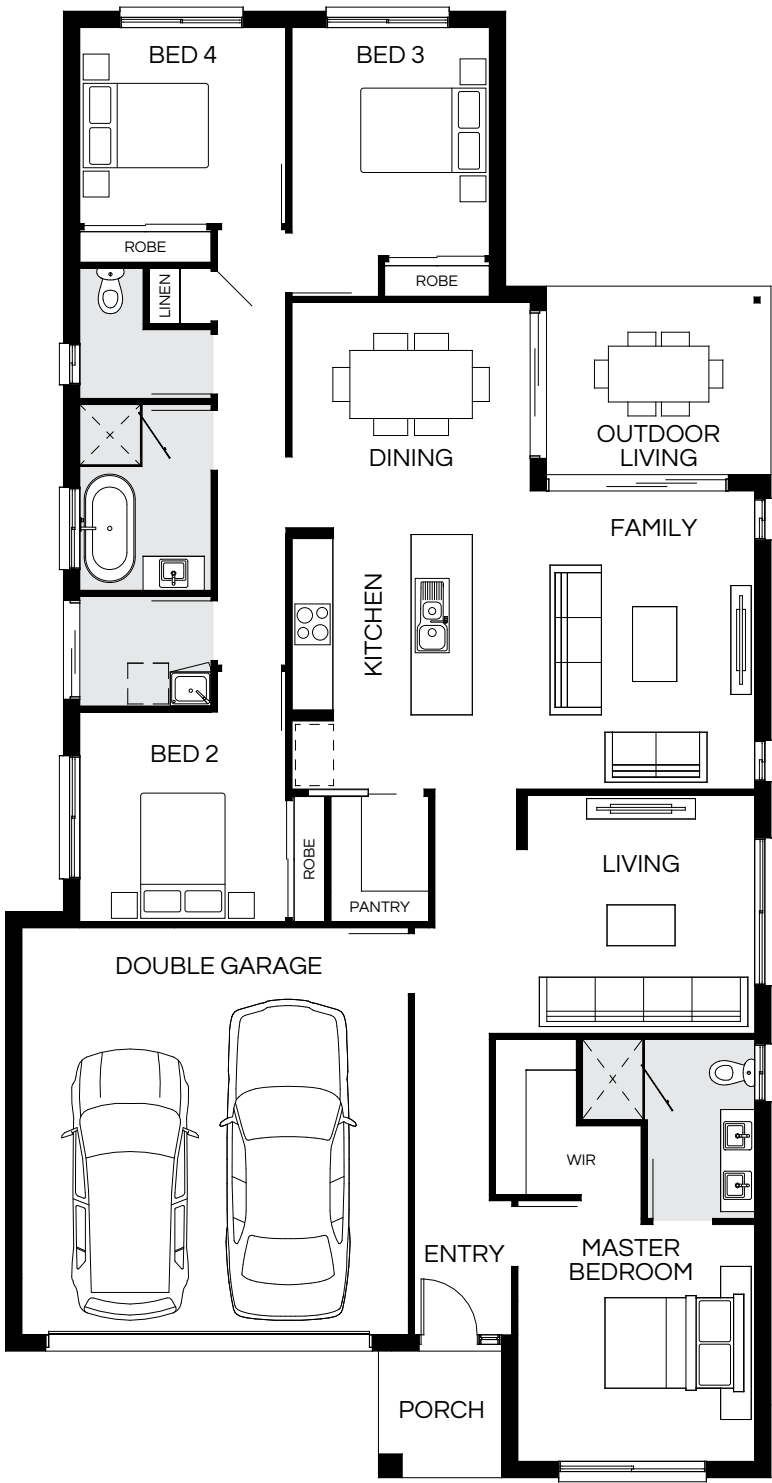
Master Bed	3400 x 3400	Dining	3220 x 3470	Outdoor	2790 x 3200	House Length	20.50m
Bed 2	2900 x 3050	Family	4150 x 4120			House Width	11.15m
Bed 3	3230 x 2870	Living	3400 x 3260			House Area	196.32m <sup>2</sup> (21.13sq)
Bed 4	2850 x 3050					Lot width	12.5m <sup>+</sup>

Floorplan and lot width based on Designer facade. Floorplan is NCC 2022\* compliant\*, indicative only, conceptual in nature and subject to change without notice. Floorplan may depict features and/or other products which are not included in the house design, not included in the house price and/or not available from Coral Homes. All measurements are in millimeters unless otherwise stated. Floorplan measurements are approximate and are not to scale. Lot width is a guide only and may change due to developer covenants and Local Authority guidelines. For more information about terms & conditions, see the "Important Information" on (page 1). \*See NCC Qualification in "Important Information" (page 1).



# Grange 205Q

4  | 2  | 2  | 2 



Master Bed	3500 x 3500	Dining	3420 x 3520	Outdoor	2770 x 3300	House Length	21.55m
Bed 2	3100 x 3050	Family	4400 x 4160			House Width	11.25m
Bed 3	3370 x 2920	Living	3520 x 3500			House Area	205.25m <sup>2</sup> (22.09sq)
Bed 4	2900 x 3050					Lot width	12.5m <sup>+</sup>

Floorplan and lot width based on Designer facade. Floorplan is NCC 2022\* compliant\*, indicative only, conceptual in nature and subject to change without notice. Floorplan may depict features and/or other products which are not included in the house design, not included in the house price and/or not available from Coral Homes. All measurements are in millimeters unless otherwise stated. Floorplan measurements are approximate and are not to scale. Lot width is a guide only and may change due to developer covenants and Local Authority guidelines. For more information about terms & conditions, see the "Important Information" on (page 1). \*See NCC Qualification in "Important Information" (page 1).

# Grange 215Q

4  | 3  | 2  | 2 



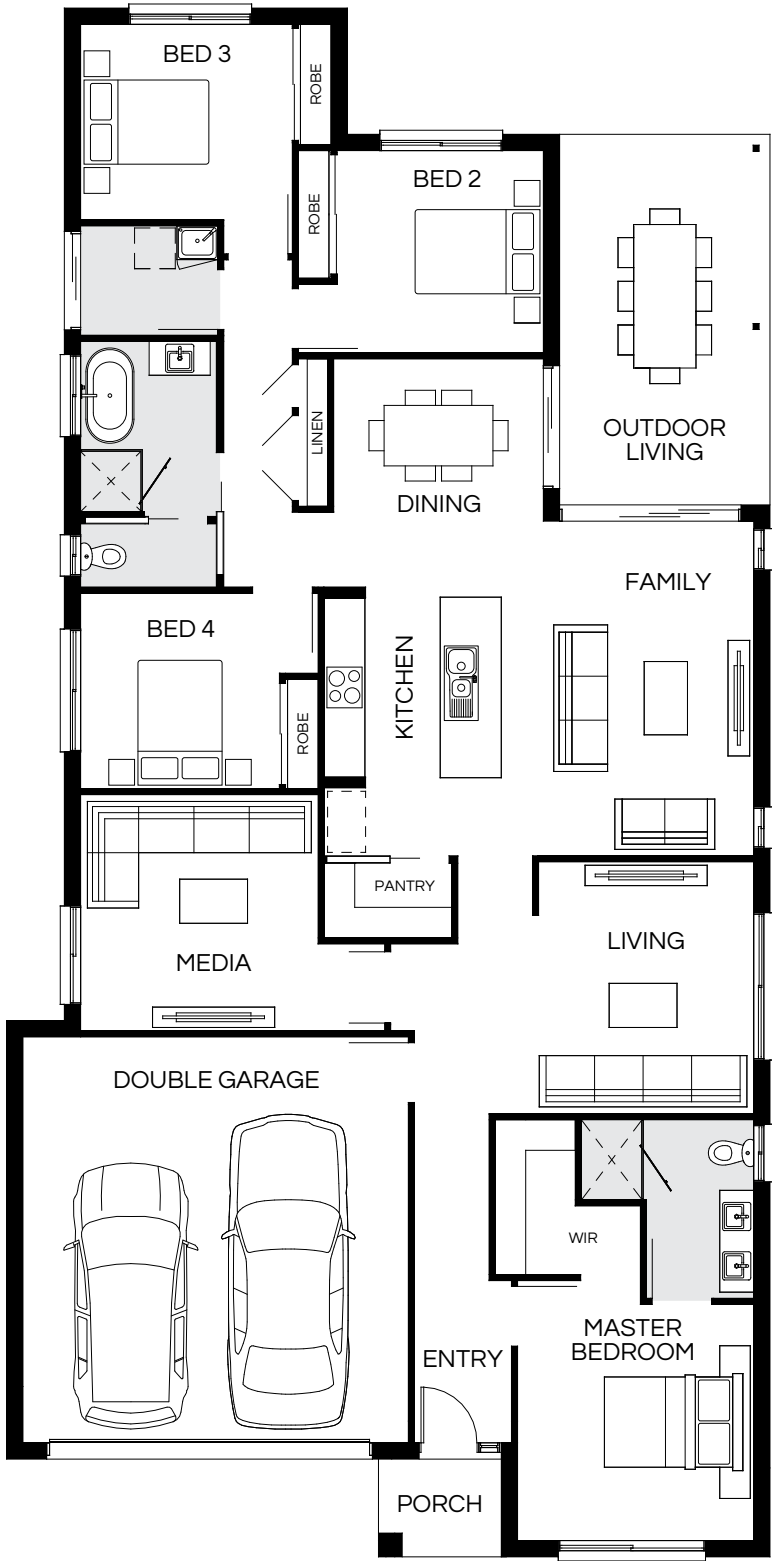
Master Bed	3500 x 3350	Dining	3470 x 3000	Outdoor	5460 x 2760	House Length	22.82m
Bed 2	3000 x 2900	Family	4950 x 3290			House Width	10.90m
Bed 3	2900 x 3140	Living	3730 x 3600			House Area	215.27m <sup>2</sup> (23.17sq)
Bed 4	2920 x 2950	Media	3530 x 3520			Lot width	12m <sup>+</sup>

Floorplan and lot width based on Designer facade. Floorplan is NCC 2022\* compliant\*, indicative only, conceptual in nature and subject to change without notice. Floorplan may depict features and/or other products which are not included in the house design, not included in the house price and/or not available from Coral Homes. All measurements are in millimeters unless otherwise stated. Floorplan measurements are approximate and are not to scale. Lot width is a guide only and may change due to developer covenants and Local Authority guidelines. For more information about terms & conditions, see the "Important Information" on (page 1). \*See NCC Qualification in "Important Information" (page 1).



# Grange 224Q


4  | 3  | 2  | 2 



Master Bed	3500 x 3500	Dining	3520 x 3110	Outdoor	5460 x 3100	House Length	22.82m
Bed 2	3000 x 3060	Family	4950 x 3730			House Width	11.25m
Bed 3	2900 x 3140	Living	3730 x 3190			House Area	224.57m <sup>2</sup> (24.17sq)
Bed 4	2900 x 2950	Media	3500 x 3520			Lot width	12.5m <sup>+</sup>

Floorplan and lot width based on Designer facade. Floorplan is NCC 2022\* compliant\*, indicative only, conceptual in nature and subject to change without notice. Floorplan may depict features and/or other products which are not included in the house design, not included in the house price and/or not available from Coral Homes. All measurements are in millimeters unless otherwise stated. Floorplan measurements are approximate and are not to scale. Lot width is a guide only and may change due to developer covenants and Local Authority guidelines. For more information about terms & conditions, see the "Important Information" on (page 1). \*See NCC Qualification in "Important Information" (page 1).

# Grange 230Q

4  | 3  | 2  | 2 



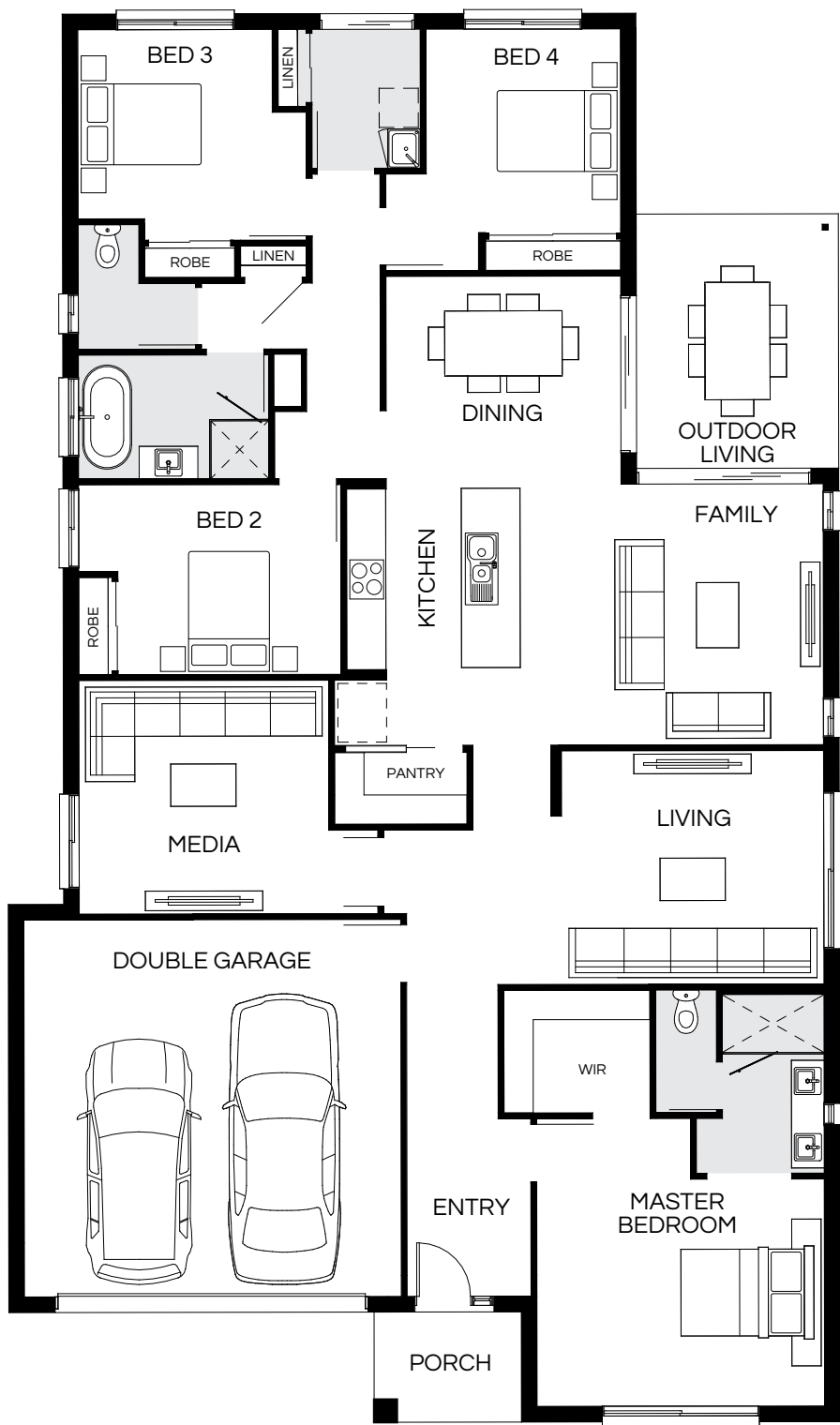
Master Bed	3520 x 4280	Dining	3260 x 3400	Outdoor	3190 x 2820	House Length	21.31m
Bed 2	2930 x 3440	Family	4020 x 4270			House Width	12.30m
Bed 3	2820 x 3000	Living	3600 x 3690			House Area	230.47m <sup>2</sup> (24.81sq)
Bed 4	3150 x 3000	Media	3600 x 3850			Lot width	14m <sup>+</sup>

Floorplan and lot width based on Designer facade. Floorplan is NCC 2022\* compliant\*, indicative only, conceptual in nature and subject to change without notice. Floorplan may depict features and/or other products which are not included in the house design, not included in the house price and/or not available from Coral Homes. All measurements are in millimeters unless otherwise stated. Floorplan measurements are approximate and are not to scale. Lot width is a guide only and may change due to developer covenants and Local Authority guidelines. For more information about terms & conditions, see the "Important Information" on (page 1). \*See NCC Qualification in "Important Information" (page 1).



# Grange 244Q

4  | 3  | 2  | 2 

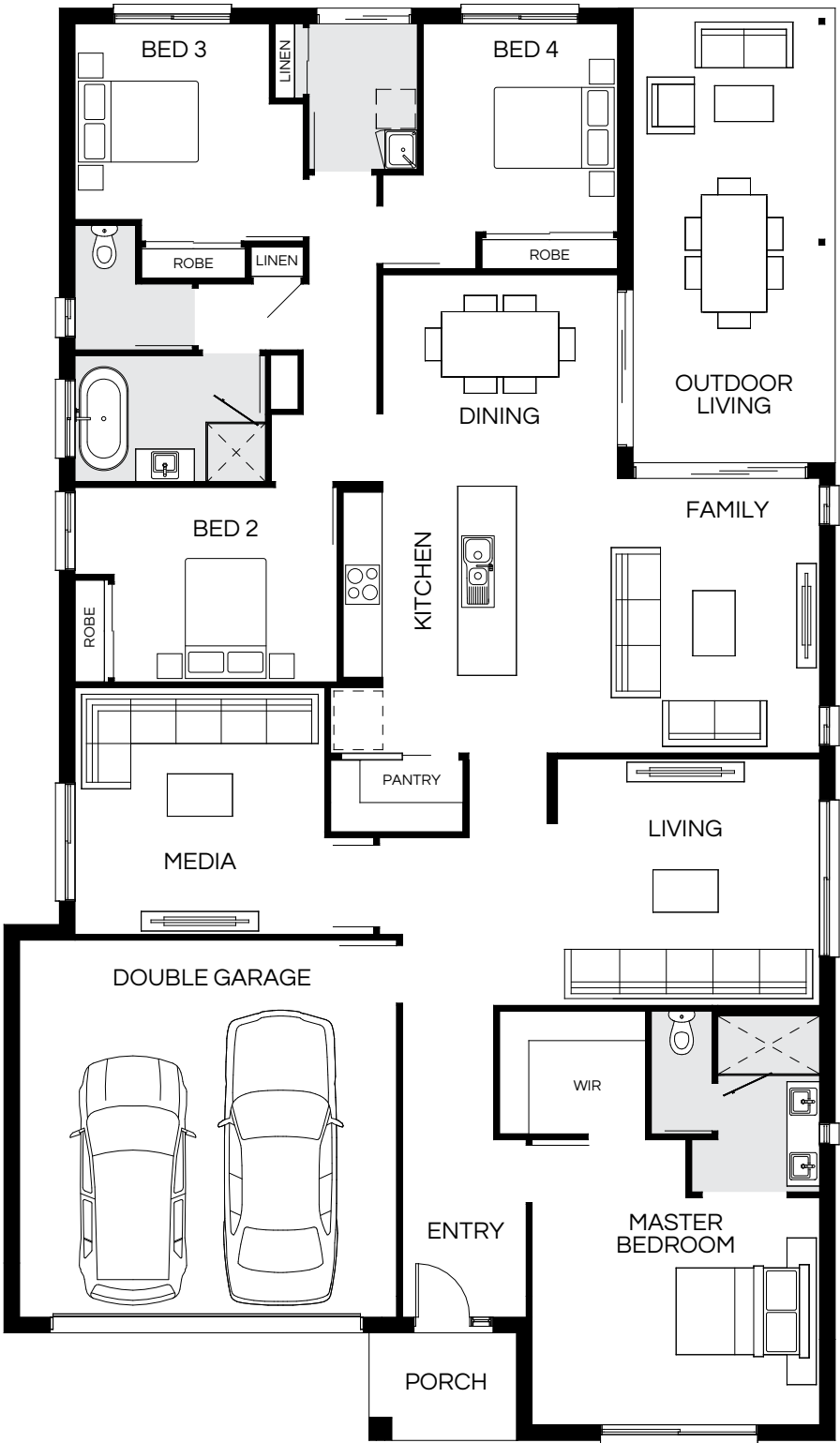


Master Bed	3500 x 4430	Dining	3260 x 3620	Outdoor	3900 x 3100	House Length	21.60m
Bed 2	2930 x 3440	Family	4020 x 4660			House Width	12.75m
Bed 3	2920 x 3000	Media	3600 x 3850			House Area	244.79m <sup>2</sup> (26.35sq)
Bed 4	3150 x 3000					Lot width	14m <sup>+</sup>

Floorplan and lot width based on Designer facade. Floorplan is NCC 2022\* compliant\*, indicative only, conceptual in nature and subject to change without notice. Floorplan may depict features and/or other products which are not included in the house design, not included in the house price and/or not available from Coral Homes. All measurements are in millimeters unless otherwise stated. Floorplan measurements are approximate and are not to scale. Lot width is a guide only and may change due to developer covenants and Local Authority guidelines. For more information about terms & conditions, see the "Important Information" on (page 1). \*See NCC Qualification in "Important Information" (page 1).

# Grange 258Q

4  | 3  | 2  | 2 



Master Bed	3500 x 4430	Dining	3250 x 3620	Media	3800 x 3850	House Length	21.96m
Bed 2	3000 x 3440	Family	4230 x 4660	Outdoor	6970 x 3100	House Width	12.75m
Bed 3	3020 x 3000	Living	3800 x 4040			House Area	258.82m <sup>2</sup> (27.86sq)
Bed 4	3210 x 3000					Lot width	14m <sup>+</sup>

Floorplan and lot width based on Designer facade. Floorplan is NCC 2022\* compliant\*, indicative only, conceptual in nature and subject to change without notice. Floorplan may depict features and/or other products which are not included in the house design, not included in the house price and/or not available from Coral Homes. All measurements are in millimeters unless otherwise stated. Floorplan measurements are approximate and are not to scale. Lot width is a guide only and may change due to developer covenants and Local Authority guidelines. For more information about terms & conditions, see the "Important Information" on (page 1). \*See NCC Qualification in "Important Information" (page 1).



# Grange Facades

12.5m+ Lot Width

Hamptons



Modern



Mornington



St Kilda



Shoreline



Designer



Facade images shown are indicative only, conceptual in nature and subject to change. Facade images are to be used as a guide, may depict non-standard items and may not be house specific. Please obtain house specific drawings from your New Home Consultant to assist you in making your facade choice.

Facade images shown are indicative only, conceptual in nature and subject to change. Facade images are to be used as a guide, may depict non-standard items and may not be house specific. Please obtain house specific drawings from your New Home Consultant to assist you in making your facade choice.



# Grange Facades

14m+ Lot Width

Pavilion Display Facade



Newport



East Hamptons



St Kilda



Mornington



Designer



Facade images shown are indicative only, conceptual in nature and subject to change. Facade images are to be used as a guide, may depict non-standard items and may not be house specific. Please obtain house specific drawings from your New Home Consultant to assist you in making your facade choice.

Facade images shown are indicative only, conceptual in nature and subject to change. Facade images are to be used as a guide, may depict non-standard items and may not be house specific. Please obtain house specific drawings from your New Home Consultant to assist you in making your facade choice.



# Lagos Series

New  
design  
series

These four-bedroom homes are created for families that enjoy both open-plan living and private spaces to retreat. The kid's activity room and bedrooms are located in one section of the home, while the master sits on the opposite side. Enjoy little luxuries such as a walk-in pantry, multiple linen cupboards, a walk-in master robe and double vanity in the ensuite.



Scan to view series

On  
display

Lagos 34 (Coastal Facade) – Yarrabilba Estate, Yarrabilba



Lagos 34 – Yarrabilba Estate, Yarrabilba







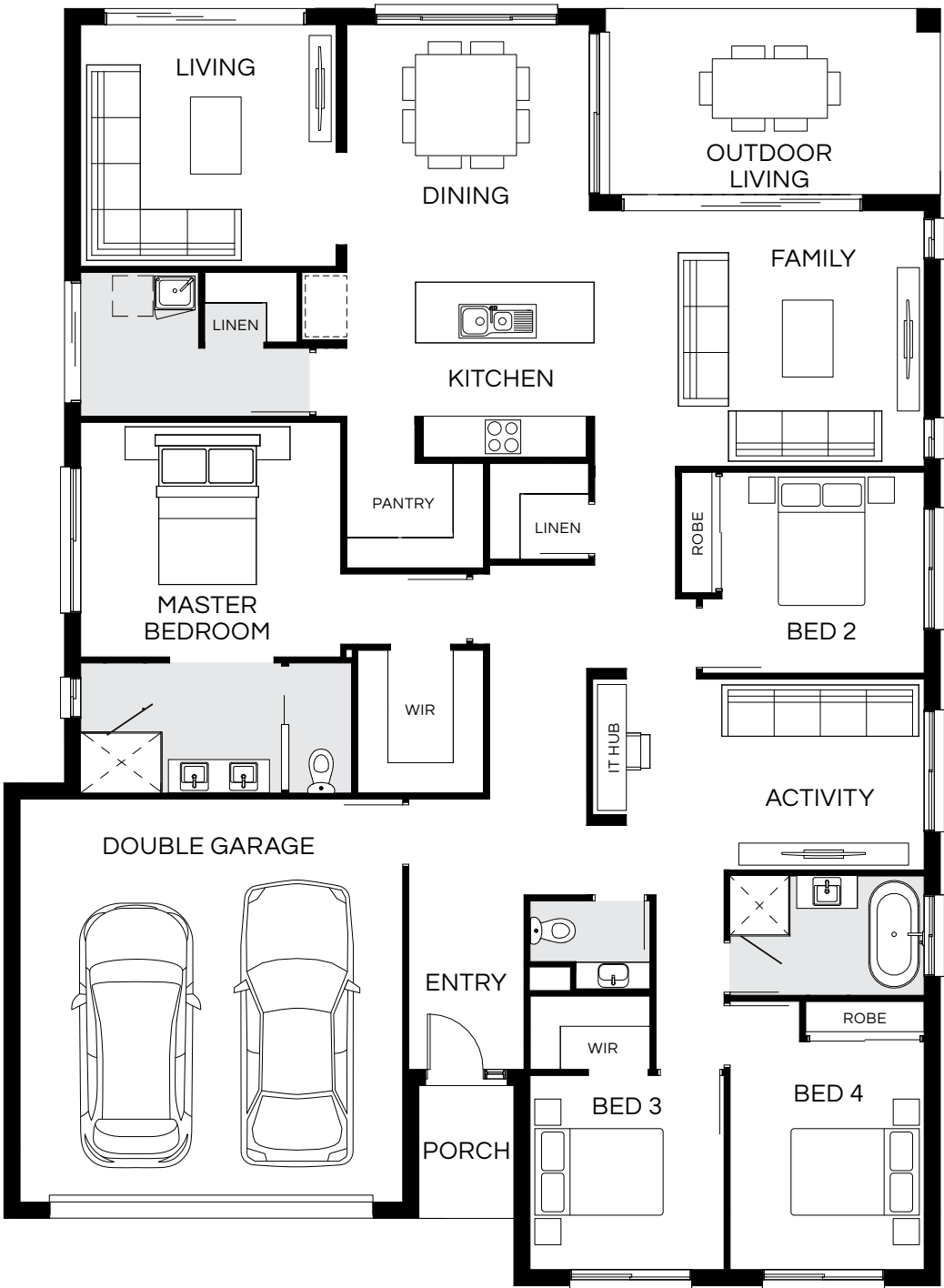
Lagos 34 – Yarrabilba Estate, Yarrabilba





# Lagos 244Q





4  3  2.5  2 

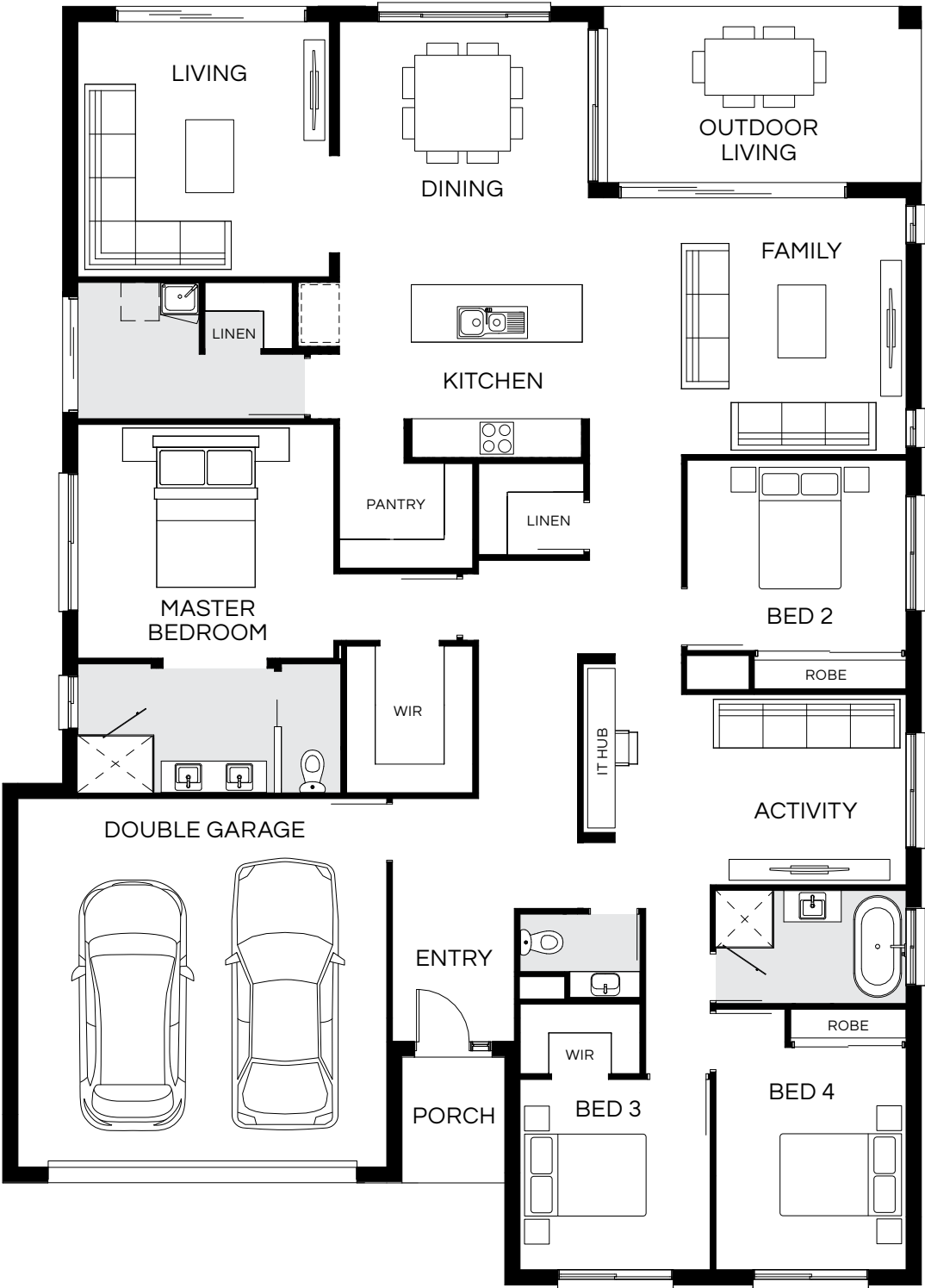


Master Bed	3500 x 3780	Activity	2850 x 4430	Outdoor	2760 x 4970	House Length	18.95m
Bed 2	3000 x 3020	Dining	3830 x 3620			House Width	13.90m
Bed 3	2900 x 2900	Family	3810 x 4910			House Area	244.35m <sup>2</sup> (26.30sq)
Bed 4	3400 x 2900	Living	3605 x 3745			Lot width	15m <sup>+</sup>

Floorplan and lot width based on Designer facade. Floorplan is NCC 2022\* compliant\*, indicative only, conceptual in nature and subject to change without notice. Floorplan may depict features and/or other products which are not included in the house design, not included in the house price and/or not available from Coral Homes. All measurements are in millimeters unless otherwise stated. Floorplan measurements are approximate and are not to scale. Lot width is a guide only and may change due to developer covenants and Local Authority guidelines. For more information about terms & conditions, see the "Important Information" on (page 1). \*See NCC Qualification in "Important Information" (page 1).

# Lagos 263Q

4  3  2.5  2 







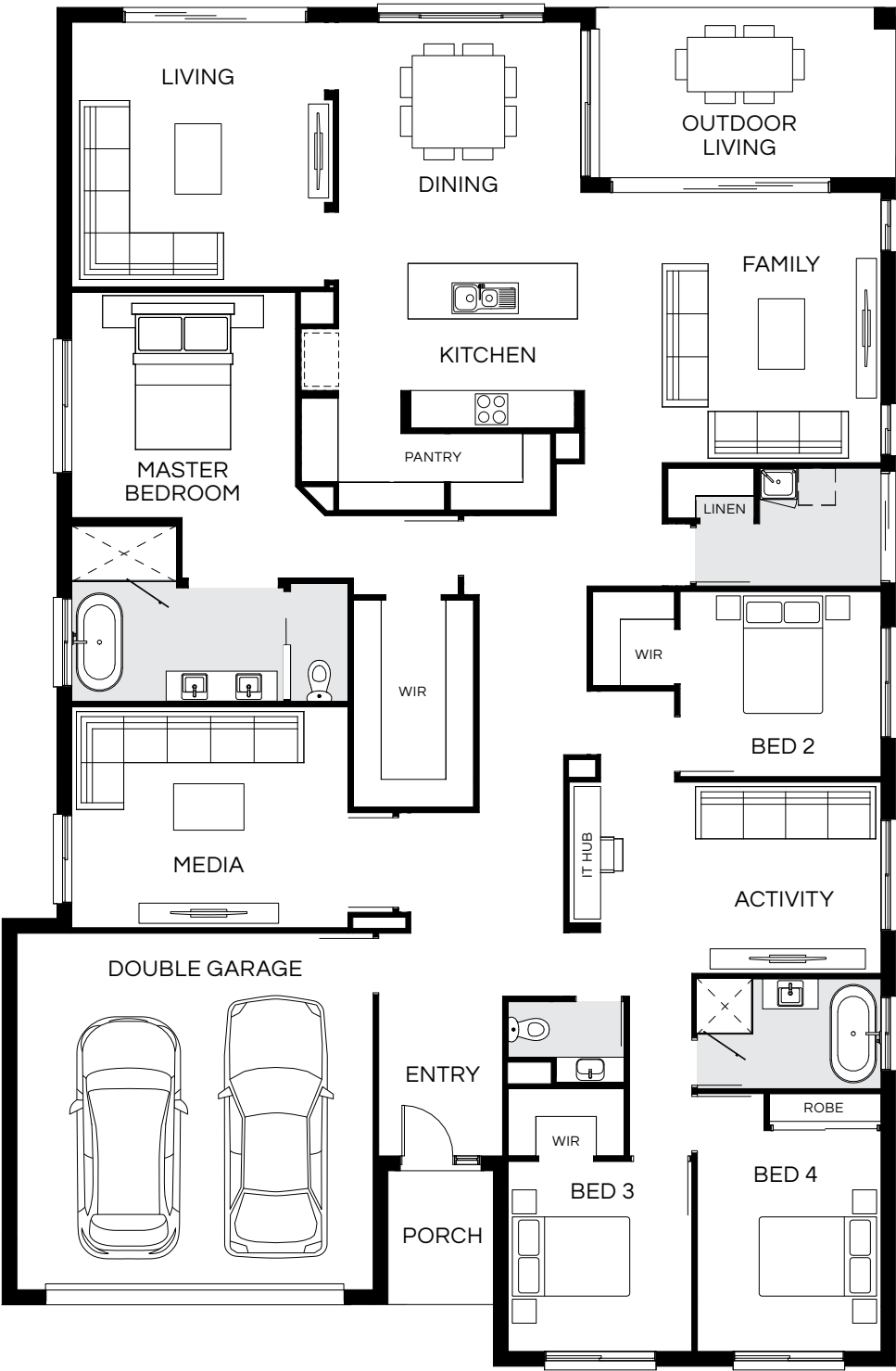
Master Bed	3680 x 3970	Activity	3000 x 4570	Outdoor	2760 x 4980	House Length	20.03m
Bed 2	3000 x 3450	Dining	4130 x 3920			House Width	14.40m
Bed 3	3000 x 3000	Family	4040 x 4980			House Area	263.66m <sup>2</sup> (28.38sq)
Bed 4	3500 x 3000	Living	4015 x 3900			Lot width	15.5m <sup>+</sup>

Floorplan and lot width based on Designer facade. Floorplan is NCC 2022\* compliant\*, indicative only, conceptual in nature and subject to change without notice. Floorplan may depict features and/or other products which are not included in the house design, not included in the house price and/or not available from Coral Homes. All measurements are in millimeters unless otherwise stated. Floorplan measurements are approximate and are not to scale. Lot width is a guide only and may change due to developer covenants and Local Authority guidelines. For more information about terms & conditions, see the "Important Information" on (page 1). \*See NCC Qualification in "Important Information" (page 1).



# Lagos 298Q





4  4  2.5  2 

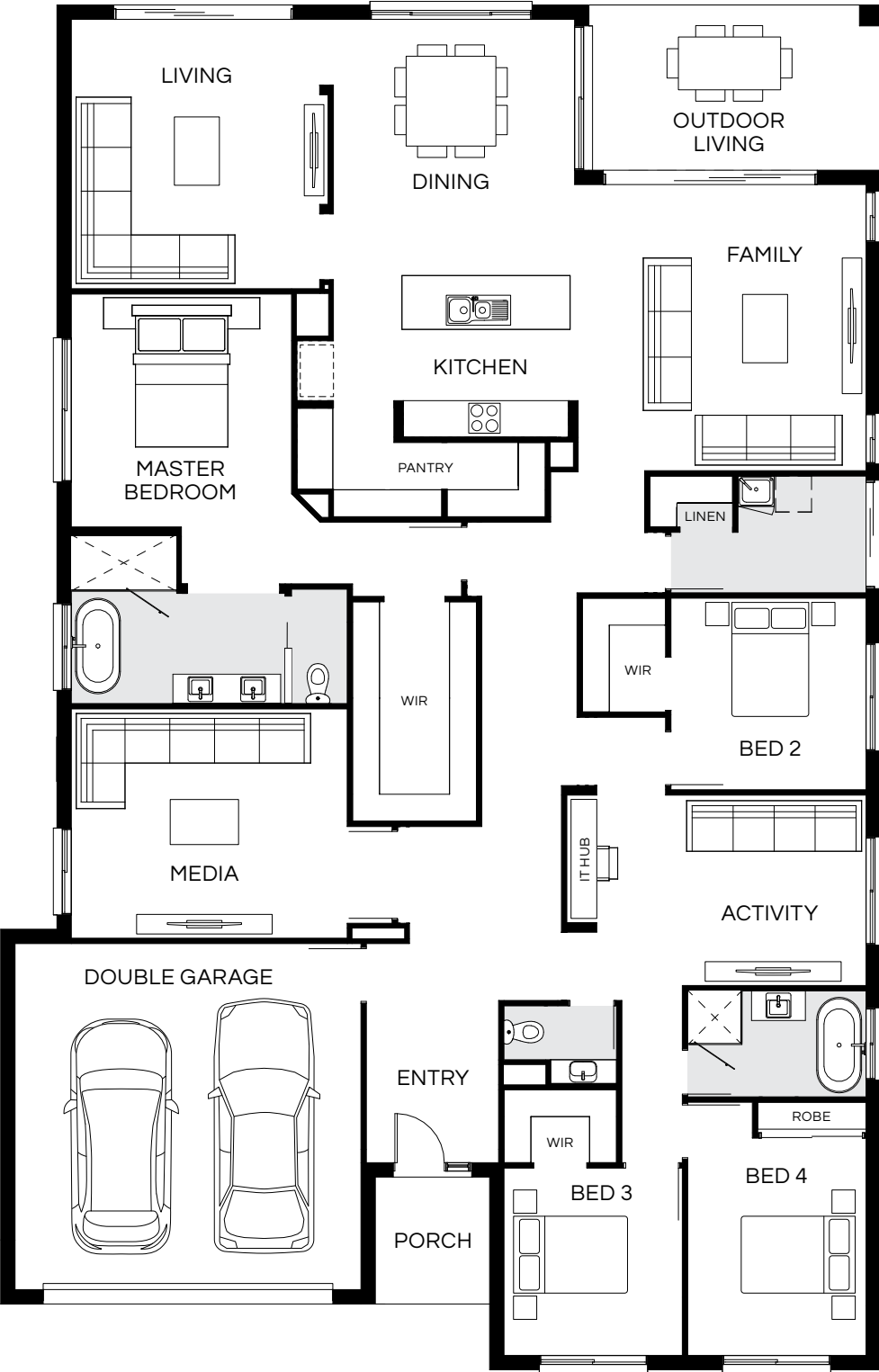


Master Bed	3670 x 3650	Activity	3120 x 4570	Media	3600 x 4500	House Length	22.03m
Bed 2	3020 x 3280	Dining	3920 x 3950	Outdoor	2760 x 4870	House Width	14.50m
Bed 3	3100 x 3000	Family	4400 x 4830			House Area	298.31m <sup>2</sup> (32.11sq)
Bed 4	3600 x 3000	Living	4310 x 4120			Lot width	16m <sup>+</sup>

Floorplan and lot width based on Designer facade. Floorplan is NCC 2022\* compliant\*, indicative only, conceptual in nature and subject to change without notice. Floorplan may depict features and/or other products which are not included in the house design, not included in the house price and/or not available from Coral Homes. All measurements are in millimeters unless otherwise stated. Floorplan measurements are approximate and are not to scale. Lot width is a guide only and may change due to developer covenants and Local Authority guidelines. For more information about terms & conditions, see the "Important Information" on (page 1). \*See NCC Qualification in "Important Information" (page 1).

# Lagos 311Q

4  4  2.5  2 



Master Bed	3910 x 3700	Activity	3200 x 4510	Media	3850 x 4630	House Length	22.80m
Bed 2	3220 x 3280	Dining	4290 x 4050	Outdoor	2760 x 4870	House Width	14.70m
Bed 3	3150 x 3000	Family	4800 x 4955			House Area	311.65m <sup>2</sup> (33.55sq)
Bed 4	3650 x 3000	Living	4520 x 4170			Lot width	16m <sup>+</sup>

Floorplan and lot width based on Designer facade. Floorplan is NCC 2022\* compliant\*, indicative only, conceptual in nature and subject to change without notice. Floorplan may depict features and/or other products which are not included in the house design, not included in the house price and/or not available from Coral Homes. All measurements are in millimeters unless otherwise stated. Floorplan measurements are approximate and are not to scale. Lot width is a guide only and may change due to developer covenants and Local Authority guidelines. For more information about terms & conditions, see the "Important Information" on (page 1). \*See NCC Qualification in "Important Information" (page 1).



# Lagos Facades

16m+ Lot Width

Coastal Display Facade



Shoreline



Hamptons



St Kilda



Modern



Designer



Facade images shown are indicative only, conceptual in nature and subject to change. Facade images are to be used as a guide, may depict non-standard items and may not be house specific. Please obtain house specific drawings from your New Home Consultant to assist you in making your facade choice.

Facade images shown are indicative only, conceptual in nature and subject to change. Facade images are to be used as a guide, may depict non-standard items and may not be house specific. Please obtain house specific drawings from your New Home Consultant to assist you in making your facade choice.



# Lisbon Series

A crowd favourite, this single-storey home is cleverly designed to fit four living spaces, four bedrooms and two bathrooms. The open-plan kitchen is adjacent to the dining and family spaces, as well as the outdoor alfresco space. The kitchen of a Lisbon Series home features an island and walk-in pantry, making family entertaining easy.



Lisbon 30 (East Hamptons Facade) – Shoreline Estate, Redland Bay

On display



Lisbon 30 – Shoreline Estate, Redland Bay



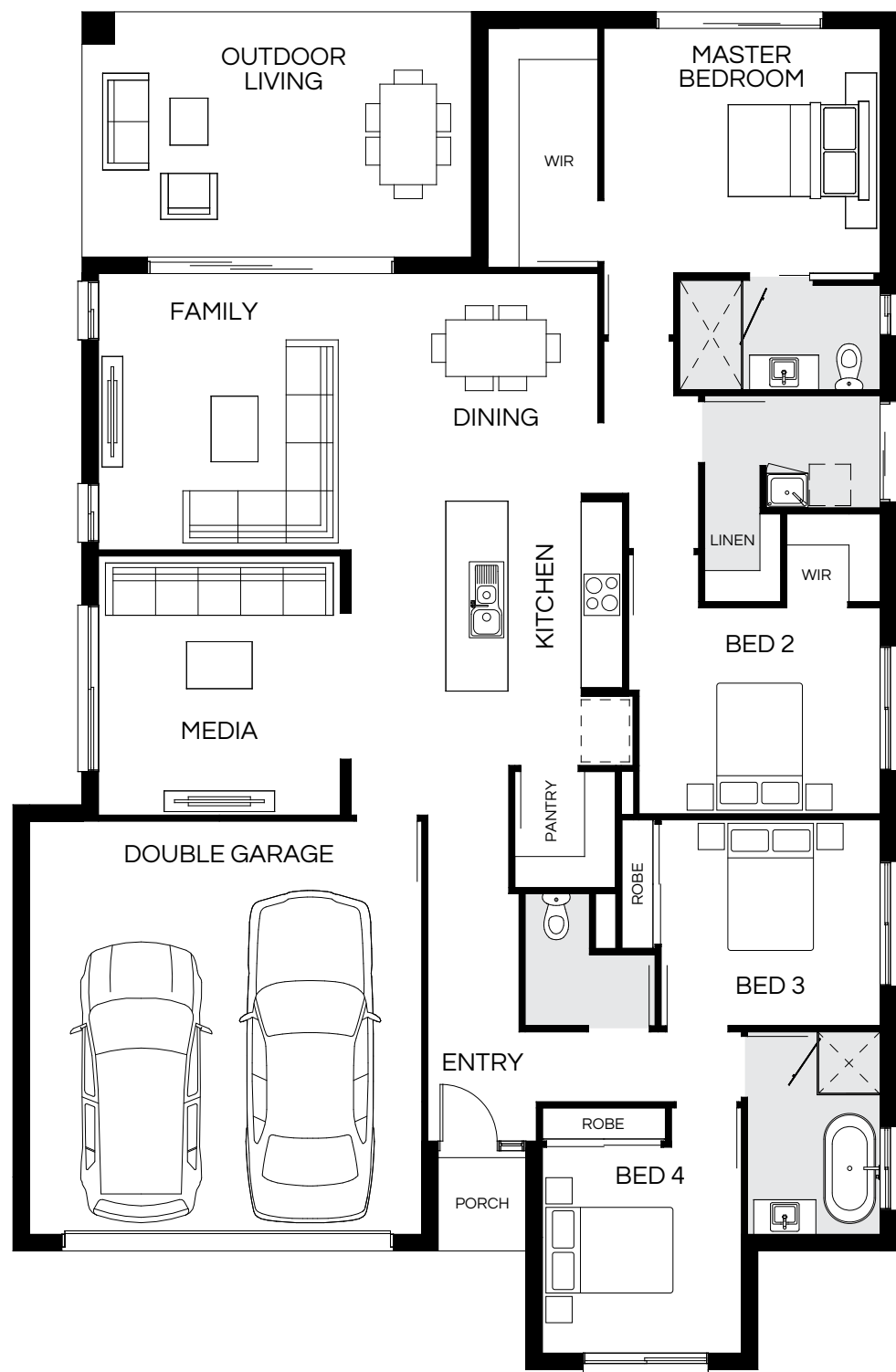
Lisbon 30 – Shoreline Estate, Redland Bay





# Lisbon 223Q

4  | 2  | 2  | 2 

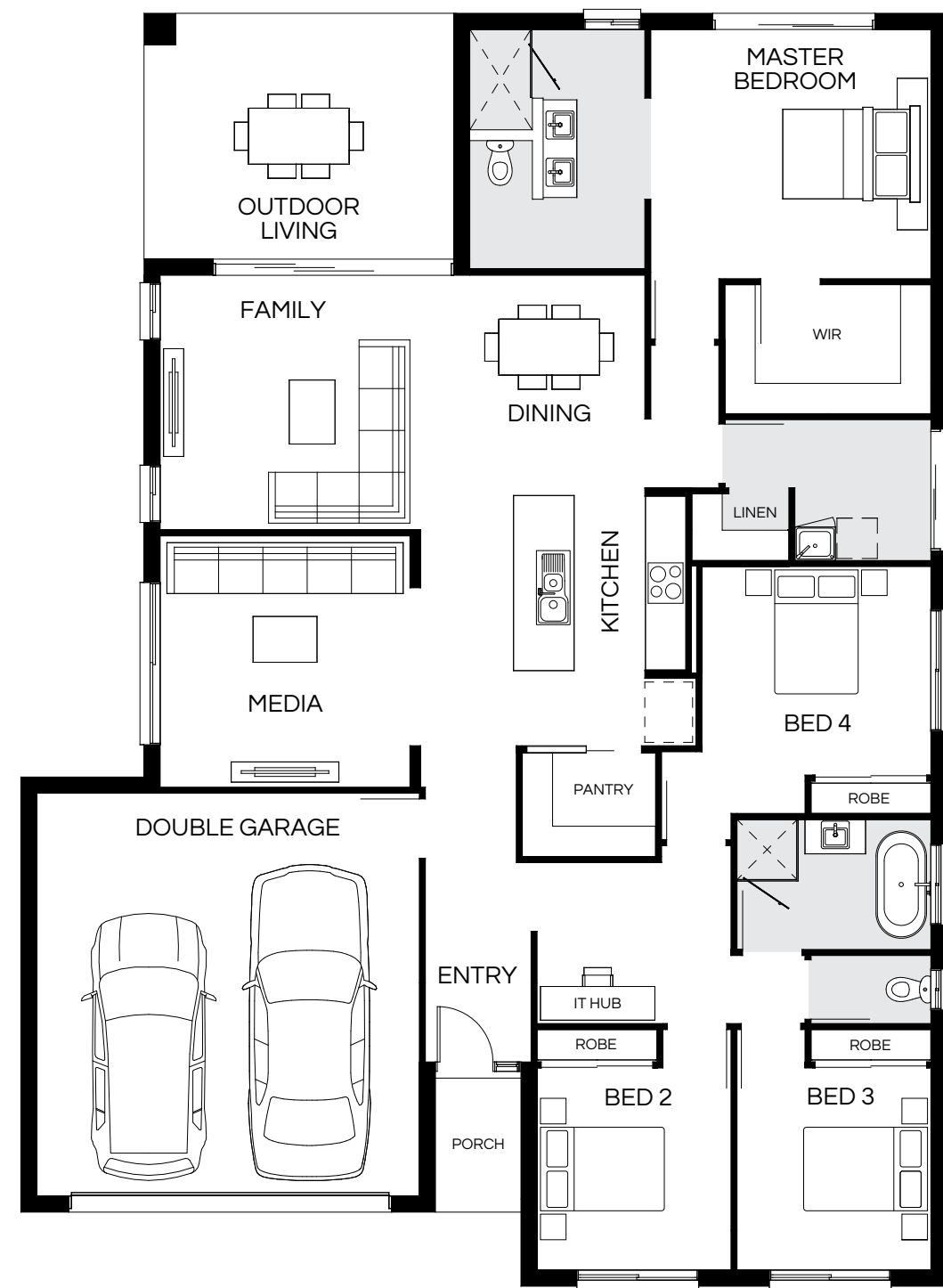


Master Bed	3560 x 4020	Dining	3305 x 3590	Outdoor	3550 x 5640	House Length	19.66m
Bed 2	3000 x 3510	Family	4020 x 3660			House Width	12.80m
Bed 3	3000 x 3190	Media	3770 x 3520			House Area	223.92m <sup>2</sup> (24.10sq)
Bed 4	3000 x 2900					Lot width	14m <sup>+</sup>

Floorplan and lot width based on Designer facade. Floorplan is NCC 2022\* compliant\*, indicative only, conceptual in nature and subject to change without notice. Floorplan may depict features and/or other products which are not included in the house design, not included in the house price and/or not available from Coral Homes. All measurements are in millimeters unless otherwise stated. Floorplan measurements are approximate and are not to scale. Lot width is a guide only and may change due to developer covenants and Local Authority guidelines. For more information about terms & conditions, see the "Important Information" on (page 1). \*See NCC Qualification in "Important Information" (page 1).

# Lisbon 231Q

4  | 2  | 2  | 2 



Master Bed	3720 x 4180	Dining	3280 x 3000	Outdoor	3650 x 4600	House Length	18.90m
Bed 2	3020 x 2900	Family	3800 x 4220			House Width	13.76m
Bed 3	3020 x 2900	IT Hub	2410 x 2900			House Area	231.14m <sup>2</sup> (24.88sq)
Bed 4	3115 x 3420	Media	3750 x 3730			Lot width	15m <sup>+</sup>

Floorplan and lot width based on Designer facade. Floorplan is NCC 2022\* compliant\*, indicative only, conceptual in nature and subject to change without notice. Floorplan may depict features and/or other products which are not included in the house design, not included in the house price and/or not available from Coral Homes. All measurements are in millimeters unless otherwise stated. Floorplan measurements are approximate and are not to scale. Lot width is a guide only and may change due to developer covenants and Local Authority guidelines. For more information about terms & conditions, see the "Important Information" on (page 1). \*See NCC Qualification in "Important Information" (page 1).

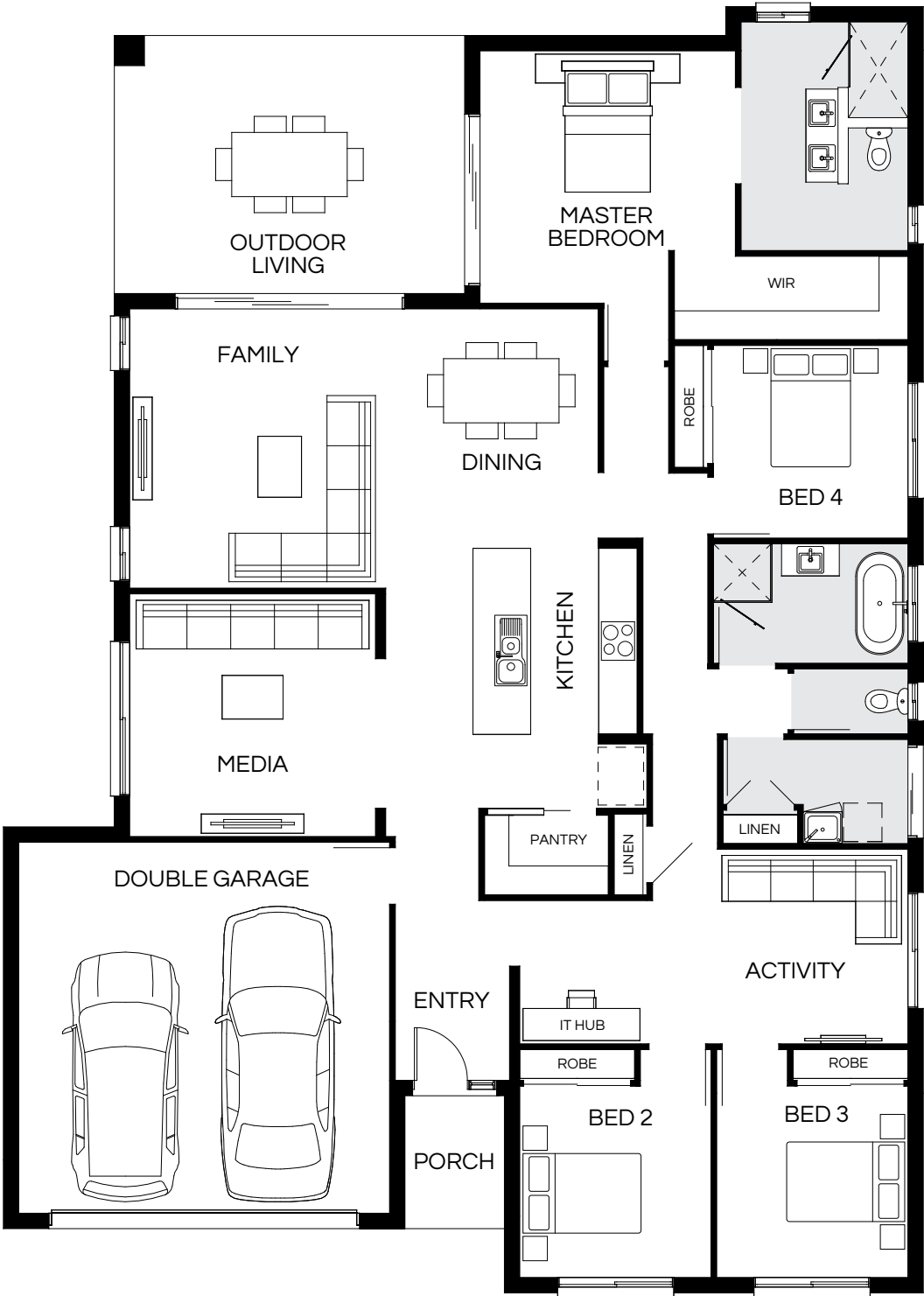




# Lisbon 253Q

Most  
popular

4 | 3 | 2 | 2



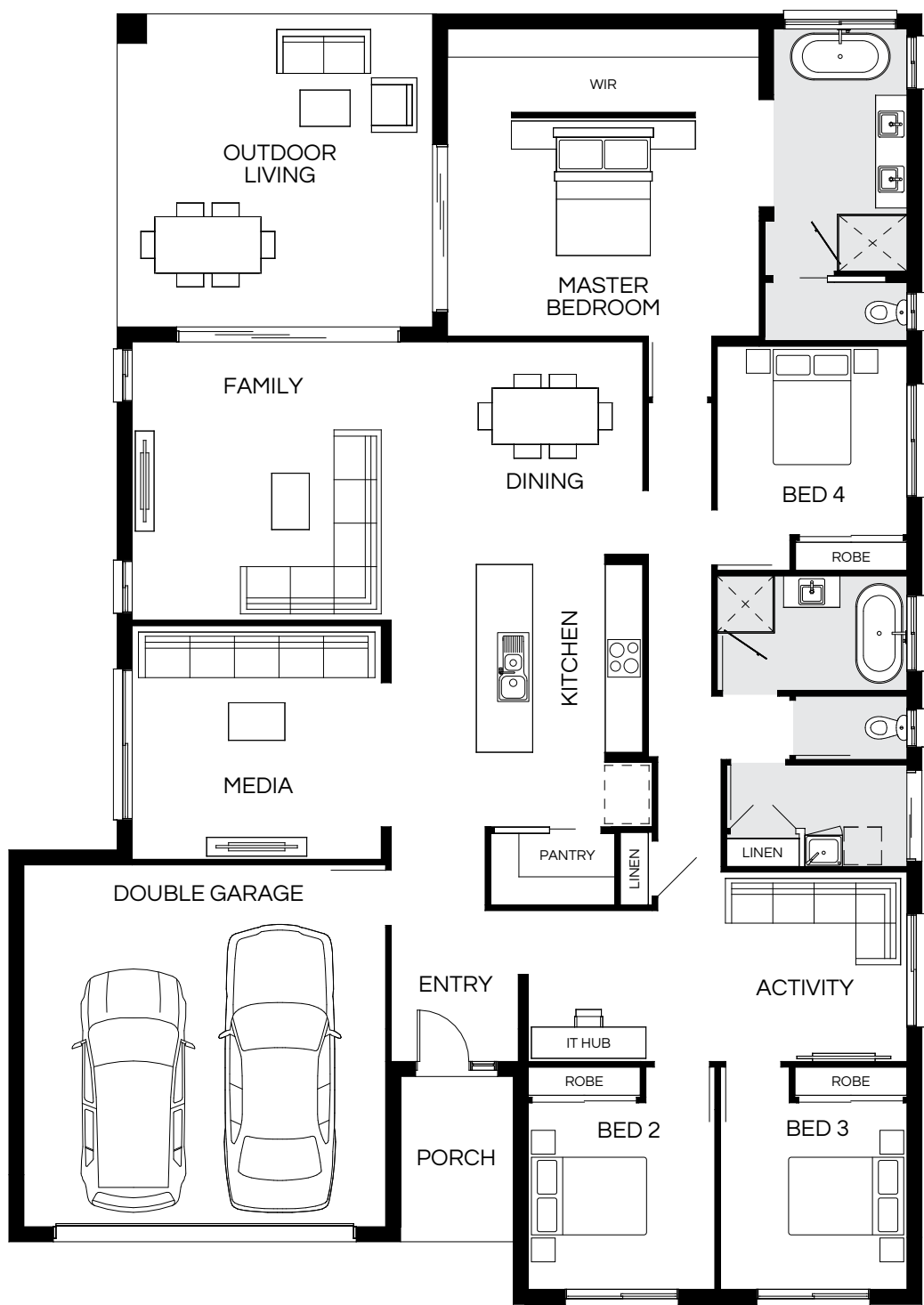
Master Bed	3950 x 4000	Dining	3740 x 3000	Outdoor	4020 x 5460	House Length	20.04m
Bed 2	3000 x 3000	Family	4370 x 4320			House Width	14.34m
Bed 3	3000 x 3000	IT Hub	2250 x 2070			House Area	253.16m <sup>2</sup> (27.25sq)
Bed 4	3020 x 3050	Media	3800 x 3850			Lot width	16m <sup>+</sup>

Floorplan and lot width based on Designer facade. Floorplan is NCC 2022\* compliant\*, indicative only, conceptual in nature and subject to change without notice. Floorplan may depict features and/or other products which are not included in the house design, not included in the house price and/or not available from Coral Homes. All measurements are in millimeters unless otherwise stated. Floorplan measurements are approximate and are not to scale. Lot width is a guide only and may change due to developer covenants and Local Authority guidelines. For more information about terms & conditions, see the "Important Information" on (page 1). \*See NCC Qualification in "Important Information" (page 1).



# Lisbon 269Q

4  | 3  | 2  | 2 

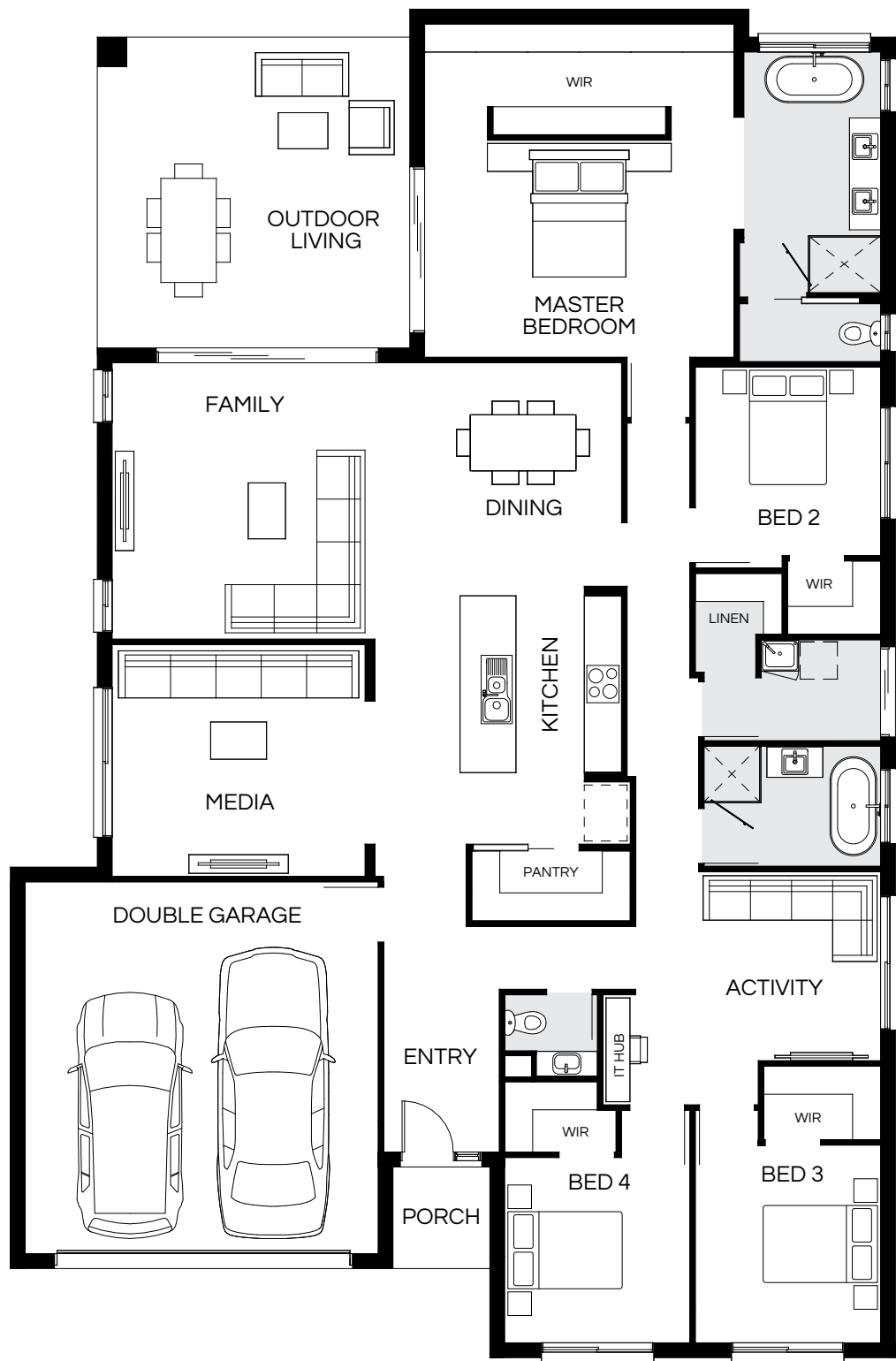


Master Bed	3510 x 5000	Activity	3045 x 4000	Media	3750 x 4000	House Length	20.615m
Bed 2	3000 x 3000	Dining	3565 x 3350	Outdoor	5000 x 5040	House Width	14.59m
Bed 3	3000 x 3000	Family	4465 x 4830			House Area	269.61m <sup>2</sup> (29.02sq)
Bed 4	3030 x 3050	IT Hub	2430 x 2070			Lot width	16m <sup>+</sup>

Floorplan and lot width based on Designer facade. Floorplan is NCC 2022\* compliant\*, indicative only, conceptual in nature and subject to change without notice. Floorplan may depict features and/or other products which are not included in the house design, not included in the house price and/or not available from Coral Homes. All measurements are in millimeters unless otherwise stated. Floorplan measurements are approximate and are not to scale. Lot width is a guide only and may change due to developer covenants and Local Authority guidelines. For more information about terms & conditions, see the "Important Information" on (page 1). \*See NCC Qualification in "Important Information" (page 1).

# Lisbon 275Q

4  | 3  | 2.5  | 2 



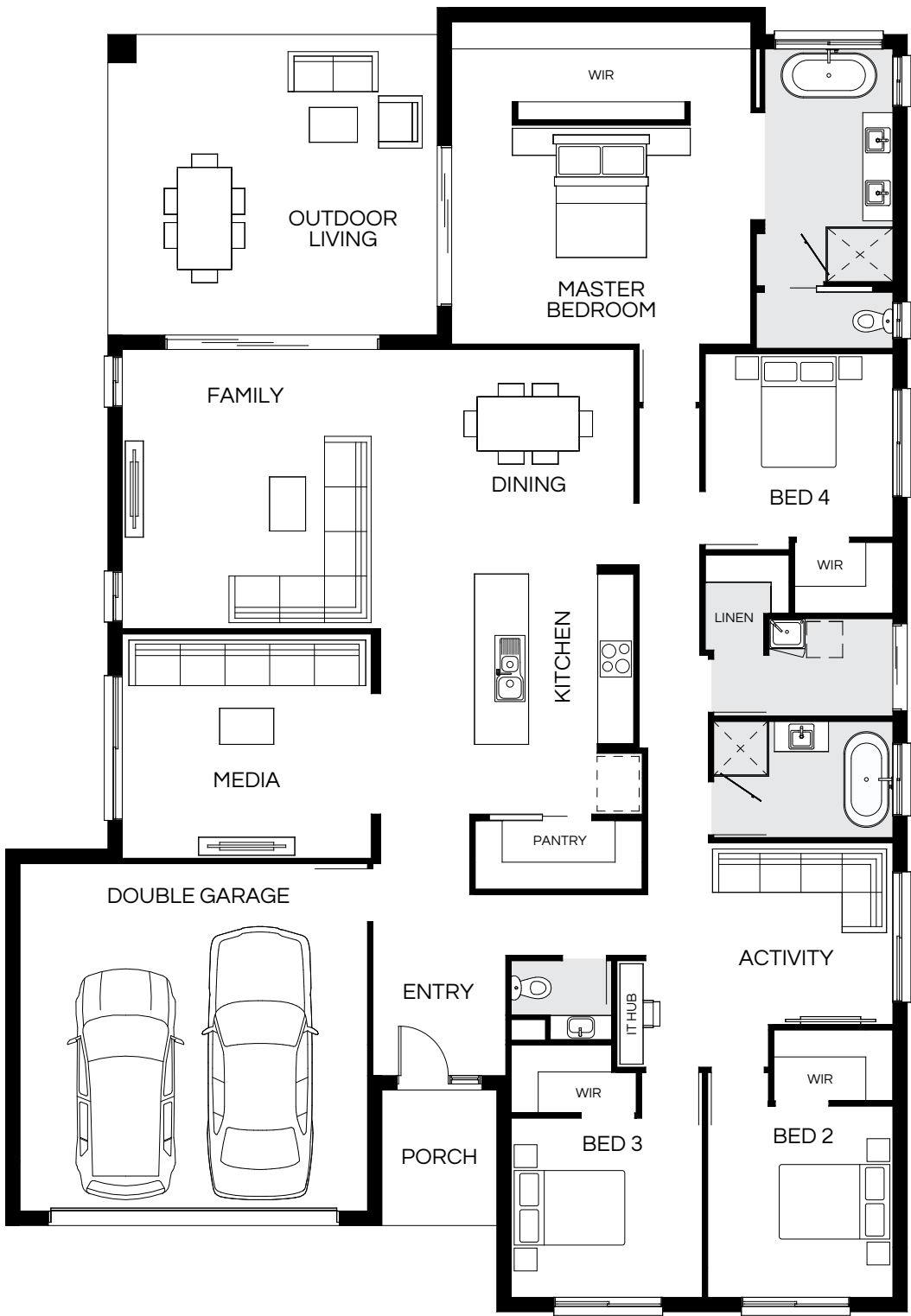
Master Bed	3510 x 5000	Activity	3060 x 3960	Outdoor	5000 x 5030	House Length	21.70m
Bed 2	3050 x 3000	Dining	3760 x 3280			House Width	14.25m
Bed 3	3200 x 3000	Family	4465 x 4940			House Area	275.49m <sup>2</sup> (29.65sq)
Bed 4	3000 x 3000	Media	3750 x 4090			Lot width	15.5m <sup>+</sup>

Floorplan and lot width based on Designer facade. Floorplan is NCC 2022\* compliant\*, indicative only, conceptual in nature and subject to change without notice. Floorplan may depict features and/or other products which are not included in the house design, not included in the house price and/or not available from Coral Homes. All measurements are in millimeters unless otherwise stated. Floorplan measurements are approximate and are not to scale. Lot width is a guide only and may change due to developer covenants and Local Authority guidelines. For more information about terms & conditions, see the "Important Information" on (page 1). \*See NCC Qualification in "Important Information" (page 1).



# Lisbon 286Q

4  3  2.5  2 



Master Bed	3660 x 5000	Activity	3040 x 4100	Outdoor	5000 x 5480	House Length	21.70m
Bed 2	3200 x 3100	Dining	3745 x 3630			House Width	15.00m
Bed 3	3000 x 3200	Family	4665 x 4900			House Area	286.44m <sup>2</sup> (30.83sq)
Bed 4	3070 x 3140	Media	3750 x 4160			Lot width	16.5m <sup>+</sup>



Floorplan and lot width based on Designer facade. Floorplan is NCC 2022\* compliant\*, indicative only, conceptual in nature and subject to change without notice. Floorplan may depict features and/or other products which are not included in the house design, not included in the house price and/or not available from Coral Homes. All measurements are in millimeters unless otherwise stated. Floorplan measurements are approximate and are not to scale. Lot width is a guide only and may change due to developer covenants and Local Authority guidelines. For more information about terms & conditions, see the "Important Information" on (page 1). \*See NCC Qualification in "Important Information" (page 1).

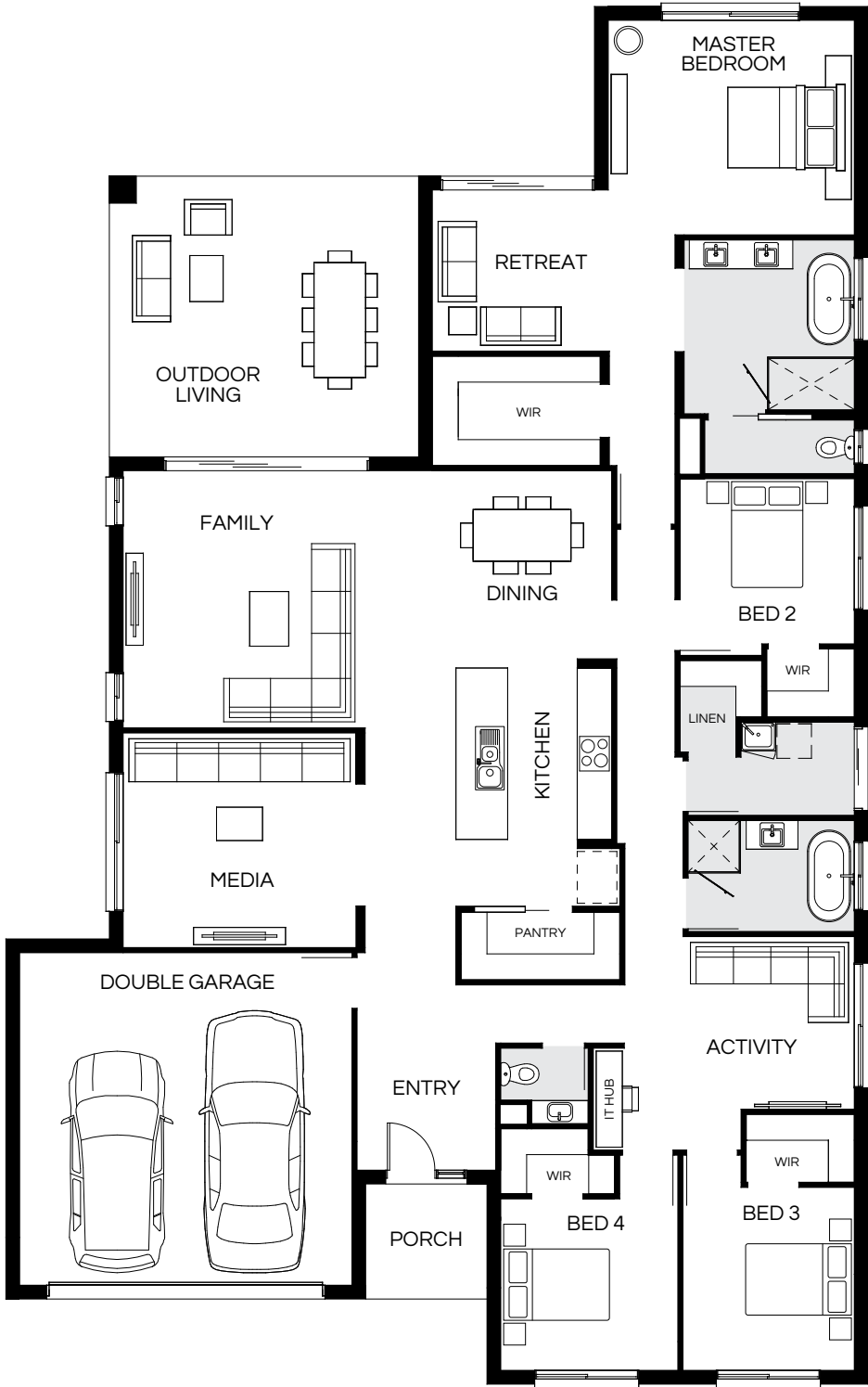


Photography depicts items such as homewares, furniture, finishes, landscaping, fencing and may depict items that are upgraded or not supplied by Coral Homes. Speak with your New Home Consultant for more details.



# Lisbon 292Q





4  | 4  | 2.5  | 2 



Master Bed	3750 x 4300	Activity	3020 x 4010	Retreat	2820 x 4240	House Length	23.95m
Bed 2	2890 x 3050	Dining	3440 x 3650	Outdoor	4880 x 5380	House Width	15.00m
Bed 3	3200 x 3000	Family	4490 x 4870			House Area	292.78m <sup>2</sup> (31.52sq)
Bed 4	3000 x 3100	Media	3750 x 4070			Lot width	16.5m <sup>+</sup>

Floorplan and lot width based on Designer facade. Floorplan is NCC 2022\* compliant\*, indicative only, conceptual in nature and subject to change without notice. Floorplan may depict features and/or other products which are not included in the house design, not included in the house price and/or not available from Coral Homes. All measurements are in millimeters unless otherwise stated. Floorplan measurements are approximate and are not to scale. Lot width is a guide only and may change due to developer covenants and Local Authority guidelines. For more information about terms & conditions, see the "Important Information" on (page 1). \*See NCC Qualification in "Important Information" (page 1).

# Lisbon 315Q

4  | 4  | 2.5  | 2 



Master Bed	3700 x 4620	Activity	3020 x 4260	Media	4200 x 4020	House Length	24.86m
Bed 2	3160 x 3300	Dining	3925 x 3790	Outdoor	4590 x 4130	House Width	15.65m
Bed 3	3320 x 3150	Family	4520 x 4160			House Area	315.72m <sup>2</sup> (33.98sq)
Bed 4	3120 x 3150	Living	4520 x 3820			Lot width	17m <sup>+</sup>

Floorplan and lot width based on Designer facade. Floorplan is NCC 2022\* compliant\*, indicative only, conceptual in nature and subject to change without notice. Floorplan may depict features and/or other products which are not included in the house design, not included in the house price and/or not available from Coral Homes. All measurements are in millimeters unless otherwise stated. Floorplan measurements are approximate and are not to scale. Lot width is a guide only and may change due to developer covenants and Local Authority guidelines. For more information about terms & conditions, see the "Important Information" on (page 1). \*See NCC Qualification in "Important Information" (page 1).



# Lisbon Facades

14m+ Lot Width

East Hamptons



Mornington



Elliot Portico



Designer



Hamptons



Facade images shown are indicative only, conceptual in nature and subject to change. Facade images are to be used as a guide, may depict non-standard items and may not be house specific. Please obtain house specific drawings from your New Home Consultant to assist you in making your facade choice.

Facade images shown are indicative only, conceptual in nature and subject to change. Facade images are to be used as a guide, may depict non-standard items and may not be house specific. Please obtain house specific drawings from your New Home Consultant to assist you in making your facade choice.



# Lisbon Facades

15m – 17m+ Lot Width

East Hamptons Display Facade



Modern Display Facade



Elliot Portico



Mornington



Hamptons Display Facade



Designer



Facade images shown are indicative only, conceptual in nature and subject to change. Facade images are to be used as a guide, may depict non-standard items and may not be house specific. Please obtain house specific drawings from your New Home Consultant to assist you in making your facade choice.

Facade images shown are indicative only, conceptual in nature and subject to change. Facade images are to be used as a guide, may depict non-standard items and may not be house specific. Please obtain house specific drawings from your New Home Consultant to assist you in making your facade choice.



# Madrid Series

Featuring a modern kitchen with oversized walk in pantry every home chef would love. This spacious single storey family home has four bedrooms including generous master suite, two living spaces and a double garage, perfectly designed for a 12.5m+ lot width.



Madrid 26 (Mornington Facade) – North Harbour Estate, Burpengary East

On  
display



Madrid 26 – North Harbour Estate, Burpengary East



Madrid 26 – North Harbour Estate, Burpengary East





# Madrid 196Q



4  | 2  | 2  | 2 



Master Bed	3400 x 3400	Activity	3220 x 3510	Outdoor	3090 x 3020	House Length	19.30m
Bed 2	3000 x 3140	Dining	3630 x 3760			House Width	11.15m
Bed 3	3020 x 3140	Living	3890 x 4000			House Area	196.32m <sup>2</sup> (21.13sq)
Bed 4	3020 x 2860					Lot width	12.5m <sup>+</sup>

Floorplan and lot width based on Designer facade. Floorplan is NCC 2022\* compliant\*, indicative only, conceptual in nature and subject to change without notice. Floorplan may depict features and/or other products which are not included in the house design, not included in the house price and/or not available from Coral Homes. All measurements are in millimeters unless otherwise stated. Floorplan measurements are approximate and are not to scale. Lot width is a guide only and may change due to developer covenants and Local Authority guidelines. For more information about terms & conditions, see the "Important Information" on (page 1). \*See NCC Qualification in "Important Information" (page 1).

# Madrid 205Q

4  | 2  | 2  | 2 




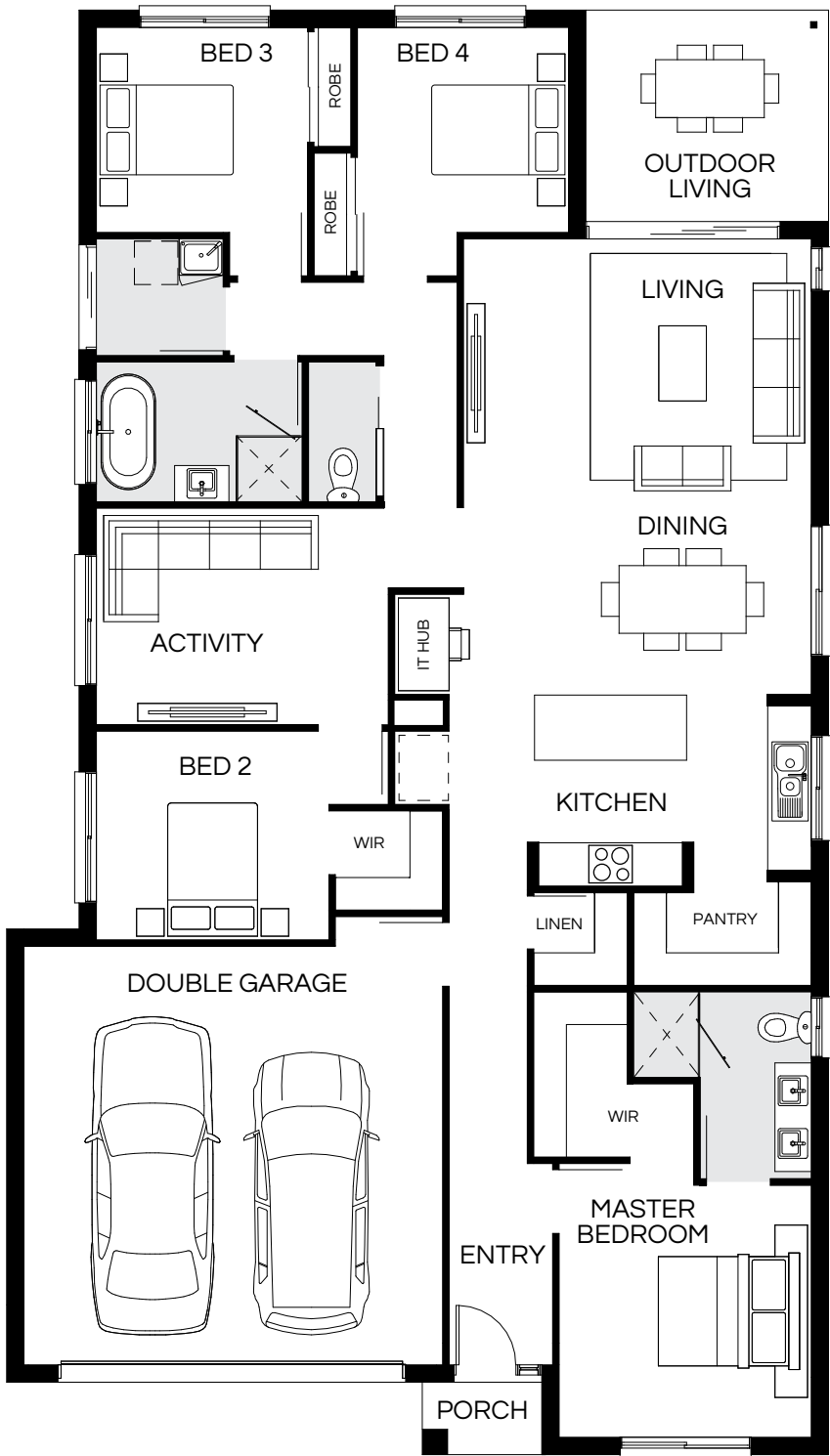
Master Bed	3650 x 3350	Activity	3310 x 3950	Outdoor	2970 x 2960	House Length	20.60m
Bed 2	3000 x 3280	Dining	2900 x 4420			House Width	10.90m
Bed 3	2900 x 2905	Living	3750 x 4420			House Area	205.76m <sup>2</sup> (22.15sq)
Bed 4	2900 x 2905					Lot width	12m <sup>+</sup>

Floorplan and lot width based on Designer facade. Floorplan is NCC 2022\* compliant\*, indicative only, conceptual in nature and subject to change without notice. Floorplan may depict features and/or other products which are not included in the house design, not included in the house price and/or not available from Coral Homes. All measurements are in millimeters unless otherwise stated. Floorplan measurements are approximate and are not to scale. Lot width is a guide only and may change due to developer covenants and Local Authority guidelines. For more information about terms & conditions, see the "Important Information" on (page 1). \*See NCC Qualification in "Important Information" (page 1).



# Madrid 208Q

4  | 2  | 2  | 2 

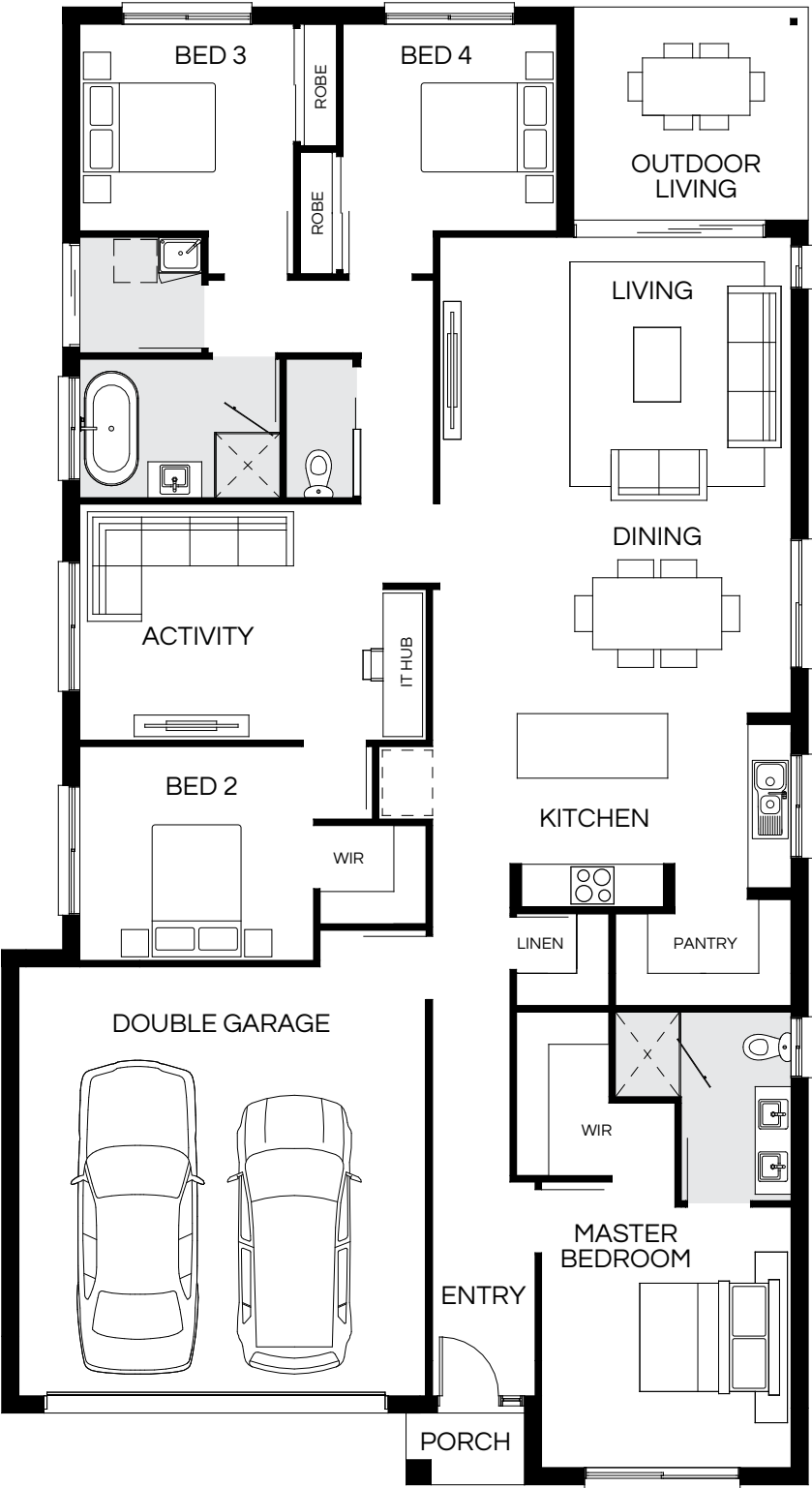


Master Bed	3500 x 3500	Activity	3010 x 4050	Outdoor	2920 x 3350	House Length	19.95m
Bed 2	2900 x 3230	Dining	2810 x 4820			House Width	11.35m
Bed 3	2850 x 2935	Living	3500 x 4820			House Area	208m <sup>2</sup> (22.3sq)
Bed 4	2850 x 2935					Lot width	12.5m <sup>+</sup>

Floorplan and lot width based on Designer facade. Floorplan is NCC 2022\* compliant\*, indicative only, conceptual in nature and subject to change without notice. Floorplan may depict features and/or other products which are not included in the house design, not included in the house price and/or not available from Coral Homes. All measurements are in millimeters unless otherwise stated. Floorplan measurements are approximate and are not to scale. Lot width is a guide only and may change due to developer covenants and Local Authority guidelines. For more information about terms & conditions, see the "Important Information" on (page 1). \*See NCC Qualification in "Important Information" (page 1).

# Madrid 214Q

4  | 2  | 2  | 2 







Master Bed	3650 x 3500	Activity	3310 x 4240	Outdoor	2970 x 3270	House Length	20.60m
Bed 2	3000 x 3280	Dining	2900 x 5020			House Width	11.25m
Bed 3	2900 x 3000	Living	3750 x 4920			House Area	214.93m <sup>2</sup> (23.14sq)
Bed 4	2900 x 3000					Lot width	12.5m <sup>+</sup>

Floorplan and lot width based on Designer facade. Floorplan is NCC 2022\* compliant\*, indicative only, conceptual in nature and subject to change without notice. Floorplan may depict features and/or other products which are not included in the house design, not included in the house price and/or not available from Coral Homes. All measurements are in millimeters unless otherwise stated. Floorplan measurements are approximate and are not to scale. Lot width is a guide only and may change due to developer covenants and Local Authority guidelines. For more information about terms & conditions, see the "Important Information" on (page 1). \*See NCC Qualification in "Important Information" (page 1).



# Madrid 236Q

4  | 3  | 2.5  | 2 

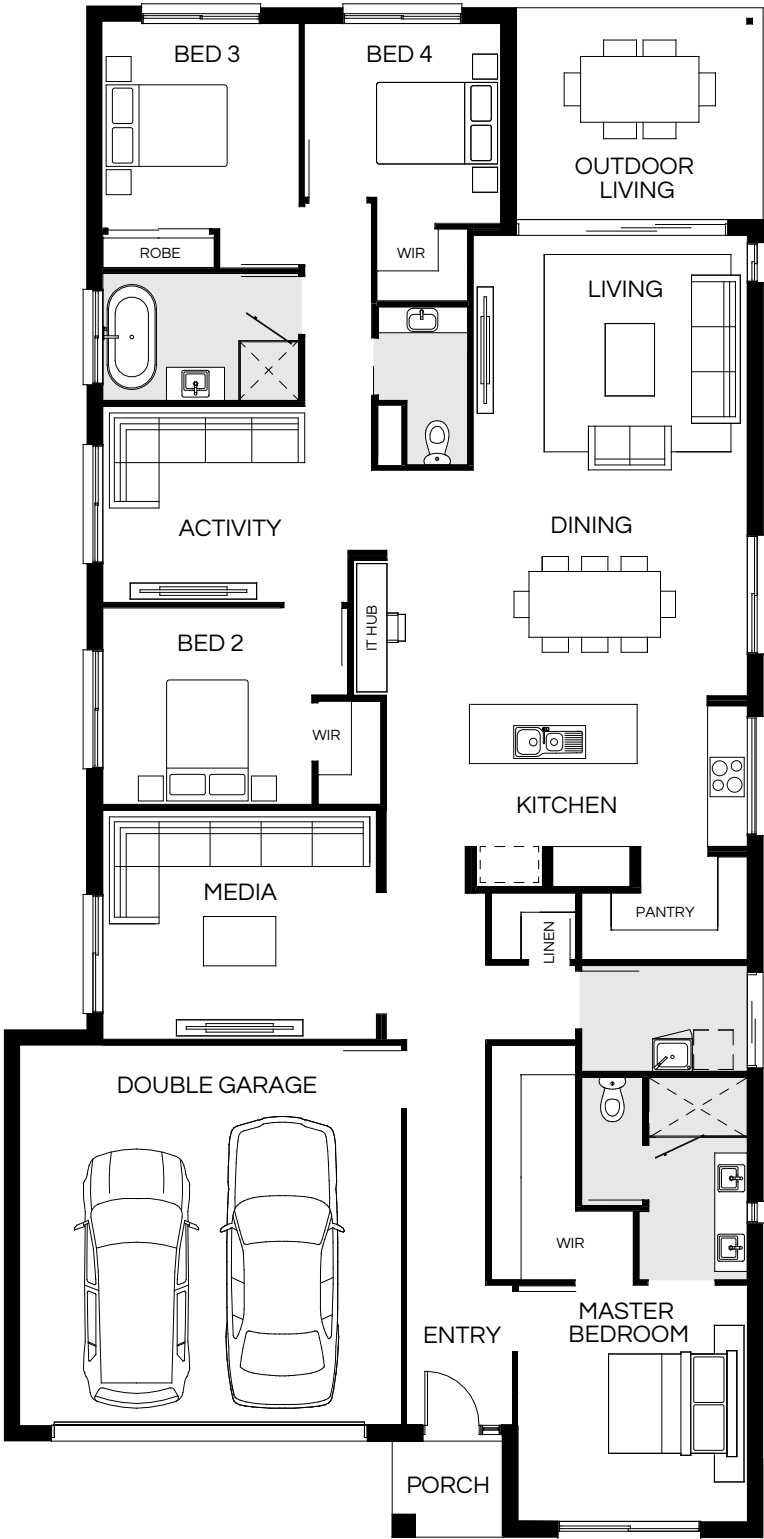


Master Bed	3550 x 3500	Activity	2850 x 4040	Outdoor	3220 x 3750	House Length	22.94m
Bed 2	3000 x 3200	Dining	3410 x 5200			House Width	11.28m
Bed 3	3030 x 3000	Living	3480 x 4180			House Area	236.72m <sup>2</sup> (25.48sq)
Bed 4	2950 x 3000	Media	3500 x 4180			Lot width	12.5m <sup>+</sup>

Floorplan and lot width based on Designer facade. Floorplan is NCC 2022\* compliant\*, indicative only, conceptual in nature and subject to change without notice. Floorplan may depict features and/or other products which are not included in the house design, not included in the house price and/or not available from Coral Homes. All measurements are in millimeters unless otherwise stated. Floorplan measurements are approximate and are not to scale. Lot width is a guide only and may change due to developer covenants and Local Authority guidelines. For more information about terms & conditions, see the "Important Information" on (page 1). \*See NCC Qualification in "Important Information" (page 1).

# Madrid 240Q

4  | 3  | 2.5  | 2 







Master Bed	3600 x 3500	Activity	3000 x 4100	Outdoor	3220 x 3750	House Length	23.25m
Bed 2	3000 x 3200	Dining	3050 x 5470			House Width	11.53m
Bed 3	3130 x 3000	Living	3960 x 4180			House Area	240.06m <sup>2</sup> (25.84sq)
Bed 4	3050 x 3000	Media	3500 x 4180			Lot width	13m <sup>+</sup>

Floorplan and lot width based on Designer facade. Floorplan is NCC 2022\* compliant\*, indicative only, conceptual in nature and subject to change without notice. Floorplan may depict features and/or other products which are not included in the house design, not included in the house price and/or not available from Coral Homes. All measurements are in millimeters unless otherwise stated. Floorplan measurements are approximate and are not to scale. Lot width is a guide only and may change due to developer covenants and Local Authority guidelines. For more information about terms & conditions, see the "Important Information" on (page 1). \*See NCC Qualification in "Important Information" (page 1).



# Madrid 252Q




4  | 3  | 2.5  | 2 

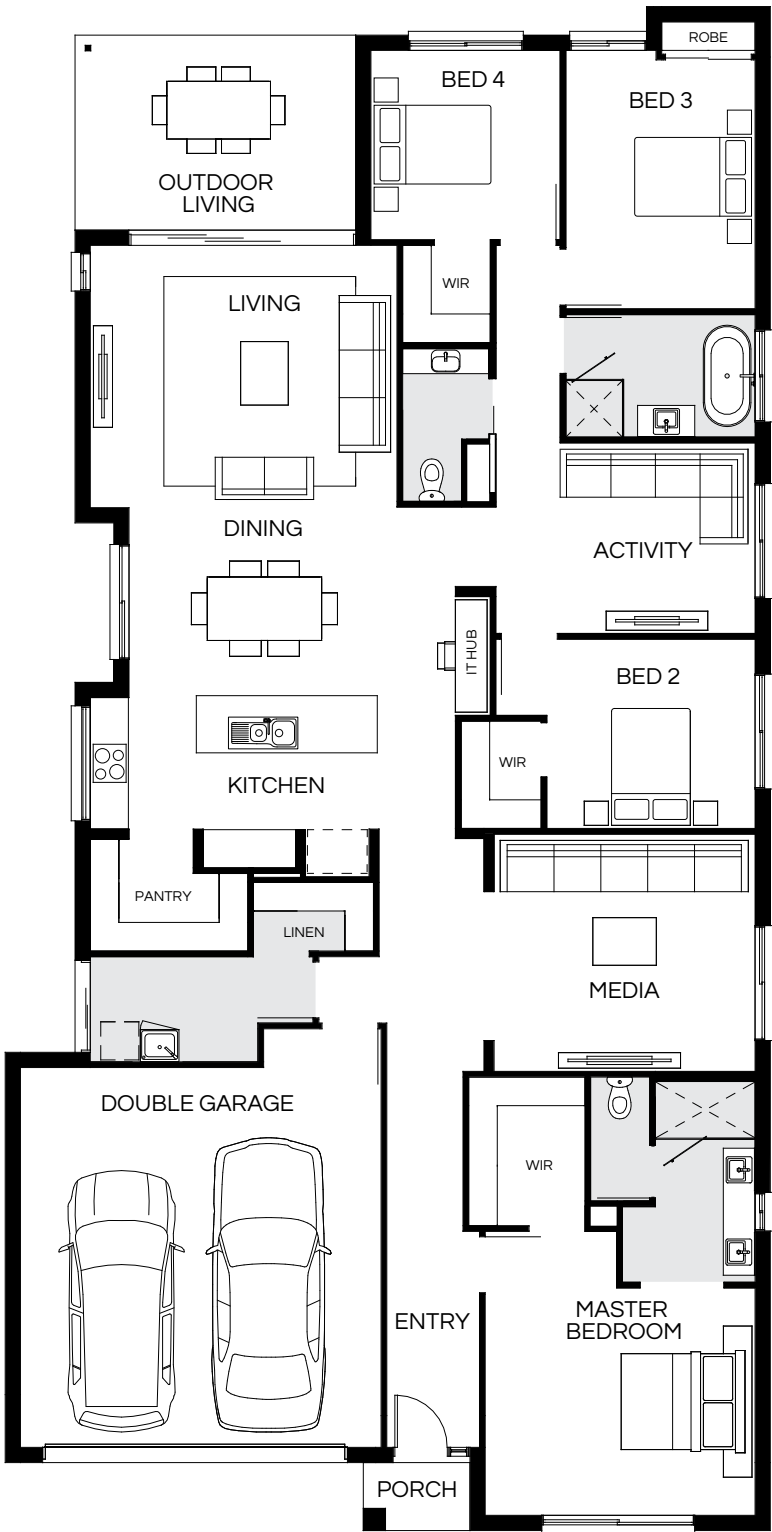


Master Bed	3650 x 3620	Activity	3100 x 4100	Outdoor	3760 x 3870	House Length	24.26m
Bed 2	3100 x 3200	Dining	3050 x 5170			House Width	11.40m
Bed 3	3000 x 3000	Living	4290 x 4300			House Area	252.12m <sup>2</sup> (27.14sq)
Bed 4	3150 x 3000	Media	3600 x 4330			Lot width	12.5m <sup>+</sup>

Floorplan and lot width based on Designer facade. Floorplan is NCC 2022\* compliant\*, indicative only, conceptual in nature and subject to change without notice. Floorplan may depict features and/or other products which are not included in the house design, not included in the house price and/or not available from Coral Homes. All measurements are in millimeters unless otherwise stated. Floorplan measurements are approximate and are not to scale. Lot width is a guide only and may change due to developer covenants and Local Authority guidelines. For more information about terms & conditions, see the "Important Information" on (page 1). \*See NCC Qualification in "Important Information" (page 1).

# Madrid 259Q

4  | 3  | 2.5  | 2 



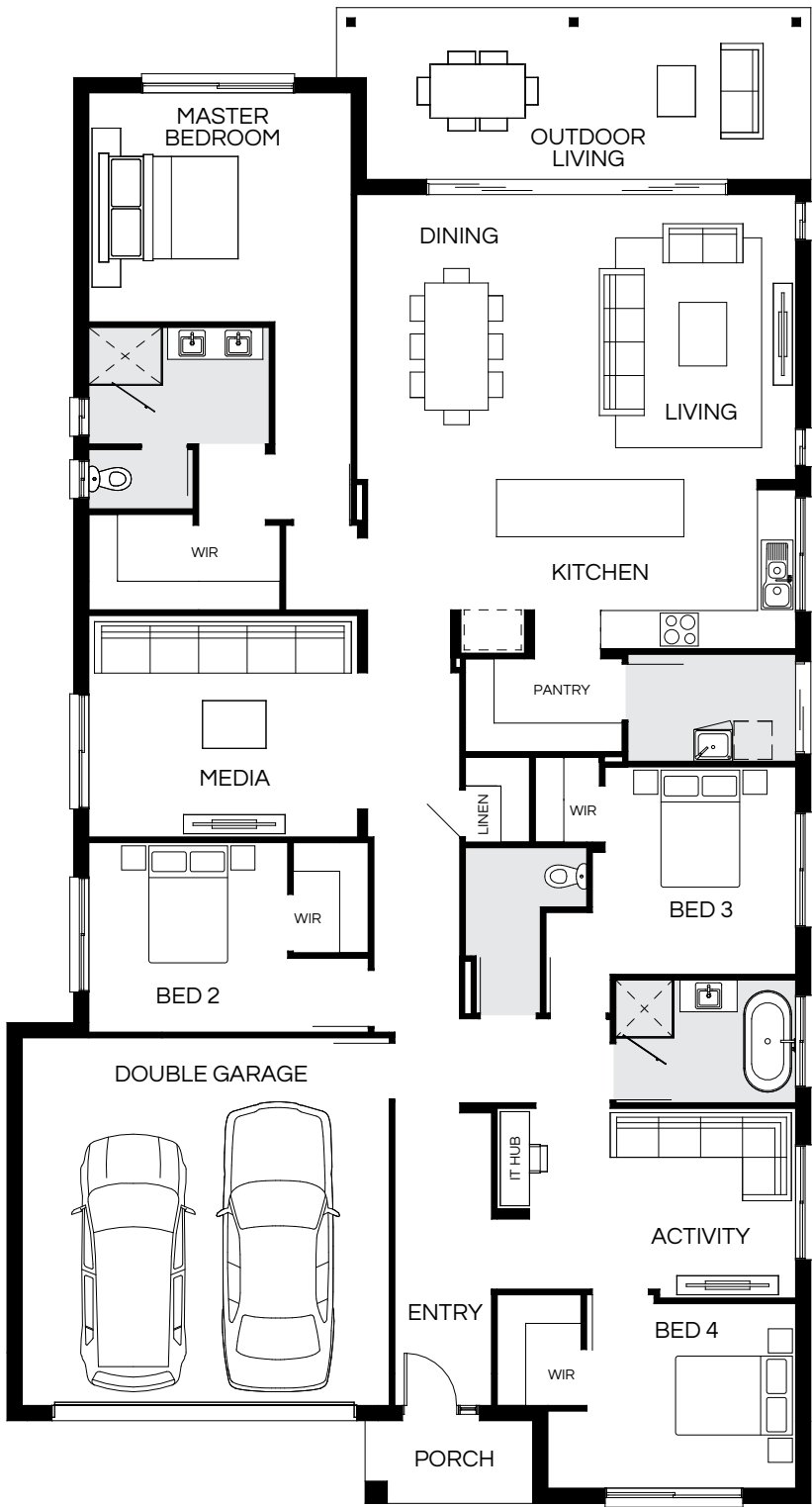
Master Bed	3600 x 4270	Activity	3020 x 4100	Outdoor	3070 x 4420	House Length	23.995m
Bed 2	3000 x 3300	Dining	2960 x 5160			House Width	12.05m
Bed 3	3940 x 3000	Living	4150 x 4850			House Area	259.42m <sup>2</sup> (27.92sq)
Bed 4	3000 x 3000	Media	3755 x 4130			Lot width	13.5m <sup>+</sup>

Floorplan and lot width based on Designer facade. Floorplan is NCC 2022\* compliant\*, indicative only, conceptual in nature and subject to change without notice. Floorplan may depict features and/or other products which are not included in the house design, not included in the house price and/or not available from Coral Homes. All measurements are in millimeters unless otherwise stated. Floorplan measurements are approximate and are not to scale. Lot width is a guide only and may change due to developer covenants and Local Authority guidelines. For more information about terms & conditions, see the "Important Information" on (page 1). \*See NCC Qualification in "Important Information" (page 1).



# Madrid 269Q





4  | 3  | 2  | 2 

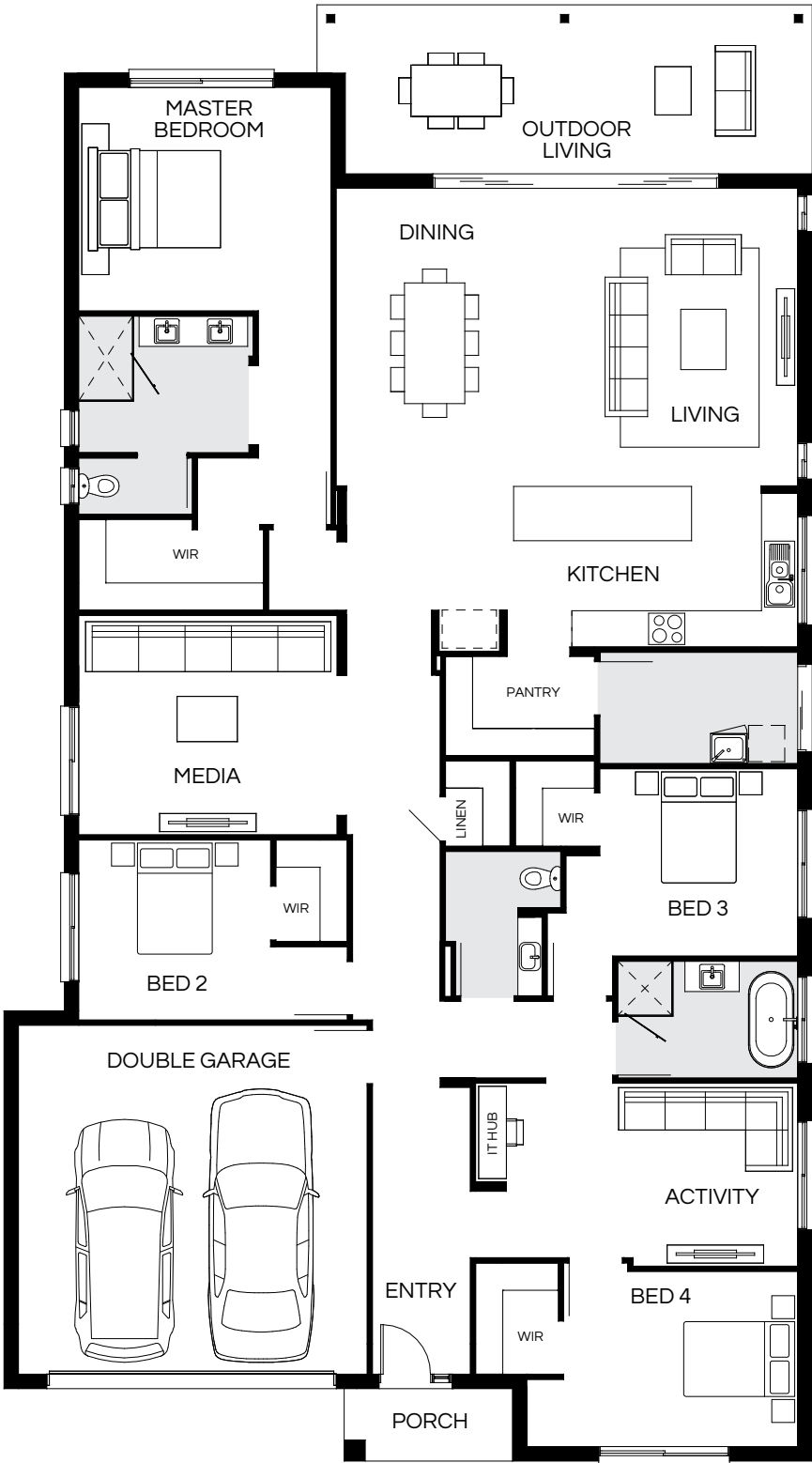


Master Bed	3620 x 4150	Activity	3000 x 4210	Outdoor	2700 x 7470	House Length	23.52m
Bed 2	3000 x 3150	Dining	4500 x 3000			House Width	12.66m
Bed 3	3280 x 3020	Living	4500 x 3930			House Area	269.12m <sup>2</sup> (28.97sq)
Bed 4	2920 x 3310	Media	3500 x 4250			Lot width	14m <sup>+</sup>

Floorplan and lot width based on Designer facade. Floorplan is NCC 2022\* compliant\*, indicative only, conceptual in nature and subject to change without notice. Floorplan may depict features and/or other products which are not included in the house design, not included in the house price and/or not available from Coral Homes. All measurements are in millimeters unless otherwise stated. Floorplan measurements are approximate and are not to scale. Lot width is a guide only and may change due to developer covenants and Local Authority guidelines. For more information about terms & conditions, see the "Important Information" on (page 1). \*See NCC Qualification in "Important Information" (page 1).

# Madrid 295Q

4  | 3  | 2.5  | 2 



Master Bed	3720 x 4200	Activity	3050 x 4850	Outdoor	2800 x 8210	House Length	24.13m
Bed 2	3000 x 3200	Dining	4950 x 2840			House Width	13.40m
Bed 3	3120 x 3300	Living	4950 x 4670			House Area	295.17m <sup>2</sup> (31.77sq)
Bed 4	2920 x 3900	Media	3650 x 4300			Lot width	14.5m <sup>+</sup>

Floorplan and lot width based on Designer facade. Floorplan is NCC 2022\* compliant\*, indicative only, conceptual in nature and subject to change without notice. Floorplan may depict features and/or other products which are not included in the house design, not included in the house price and/or not available from Coral Homes. All measurements are in millimeters unless otherwise stated. Floorplan measurements are approximate and are not to scale. Lot width is a guide only and may change due to developer covenants and Local Authority guidelines. For more information about terms & conditions, see the "Important Information" on (page 1). \*See NCC Qualification in "Important Information" (page 1).



Madrid 26 – North Harbour Estate, Burpengary East



Madrid 26 – North Harbour Estate, Burpengary East



Madrid 26 – North Harbour Estate, Burpengary East



Madrid 26 – North Harbour Estate, Burpengary East





# Madrid Facades

12.5m+ Lot Width

Modern



Mornington Display Facade



East Hamptons



Southampton



Shoreline



Designer



Facade images shown are indicative only, conceptual in nature and subject to change. Facade images are to be used as a guide, may depict non-standard items and may not be house specific. Please obtain house specific drawings from your New Home Consultant to assist you in making your facade choice.

Facade images shown are indicative only, conceptual in nature and subject to change. Facade images are to be used as a guide, may depict non-standard items and may not be house specific. Please obtain house specific drawings from your New Home Consultant to assist you in making your facade choice.



# Majorca Series

New  
design  
series

Crafted for functional design, the Majorca Series has four living zones, inclusive of a media room, spacious family room, kids’ activity space and an outdoor alfresco area for entertaining. This single storey home has four bedrooms, including a generous master retreat, away from the kids’ bedrooms and activity area.



Scan to view series

Majorca 33 S (Hamptons Facade) – Hereford Hill Estate, Lochinvar

On  
display



Majorca 33 S – Hereford Hill Estate, Lochinvar



Majorca 33 S – Hereford Hill Estate, Lochinvar

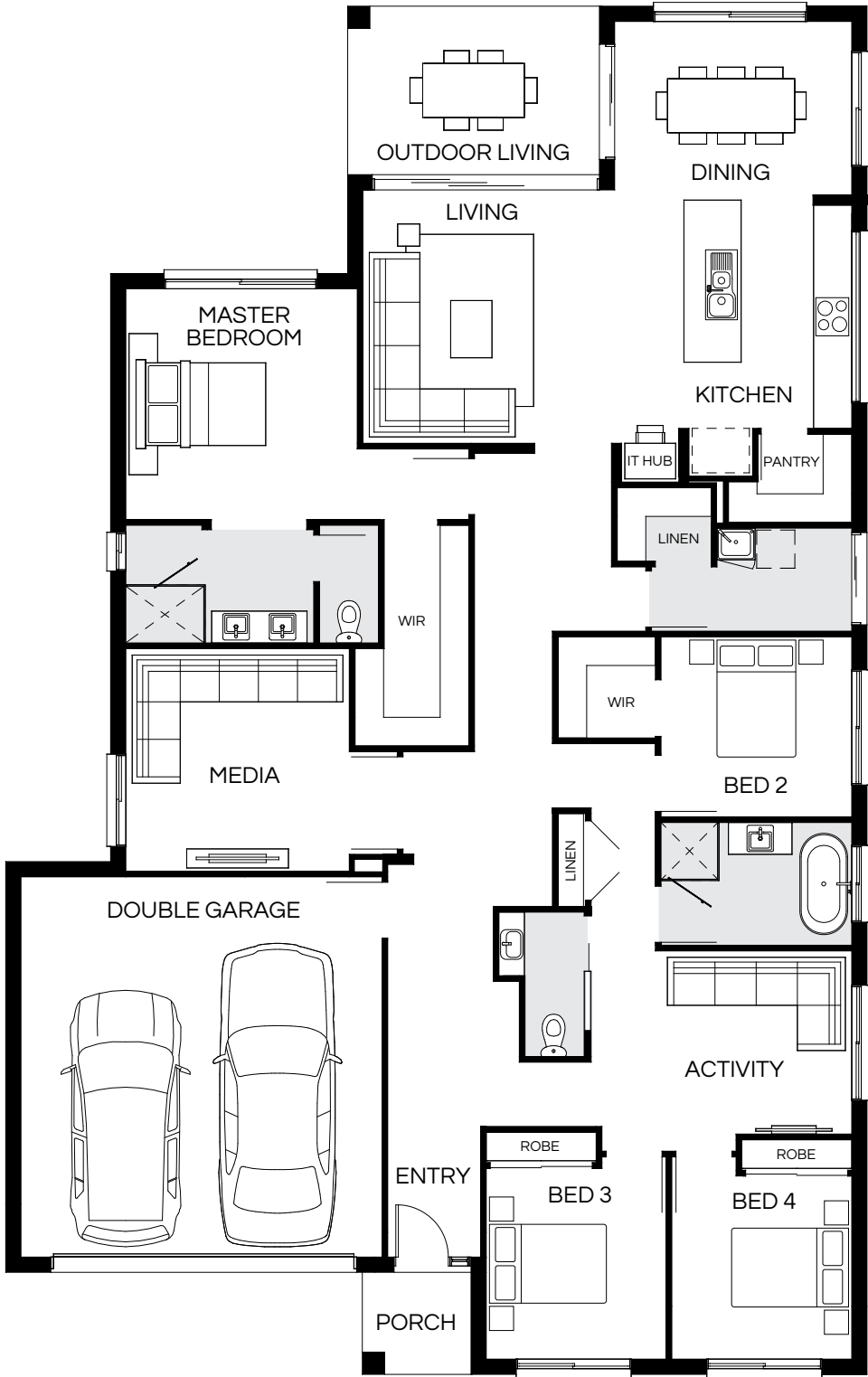






# Majorca 244Q

4 | 3 | 2.5 | 2







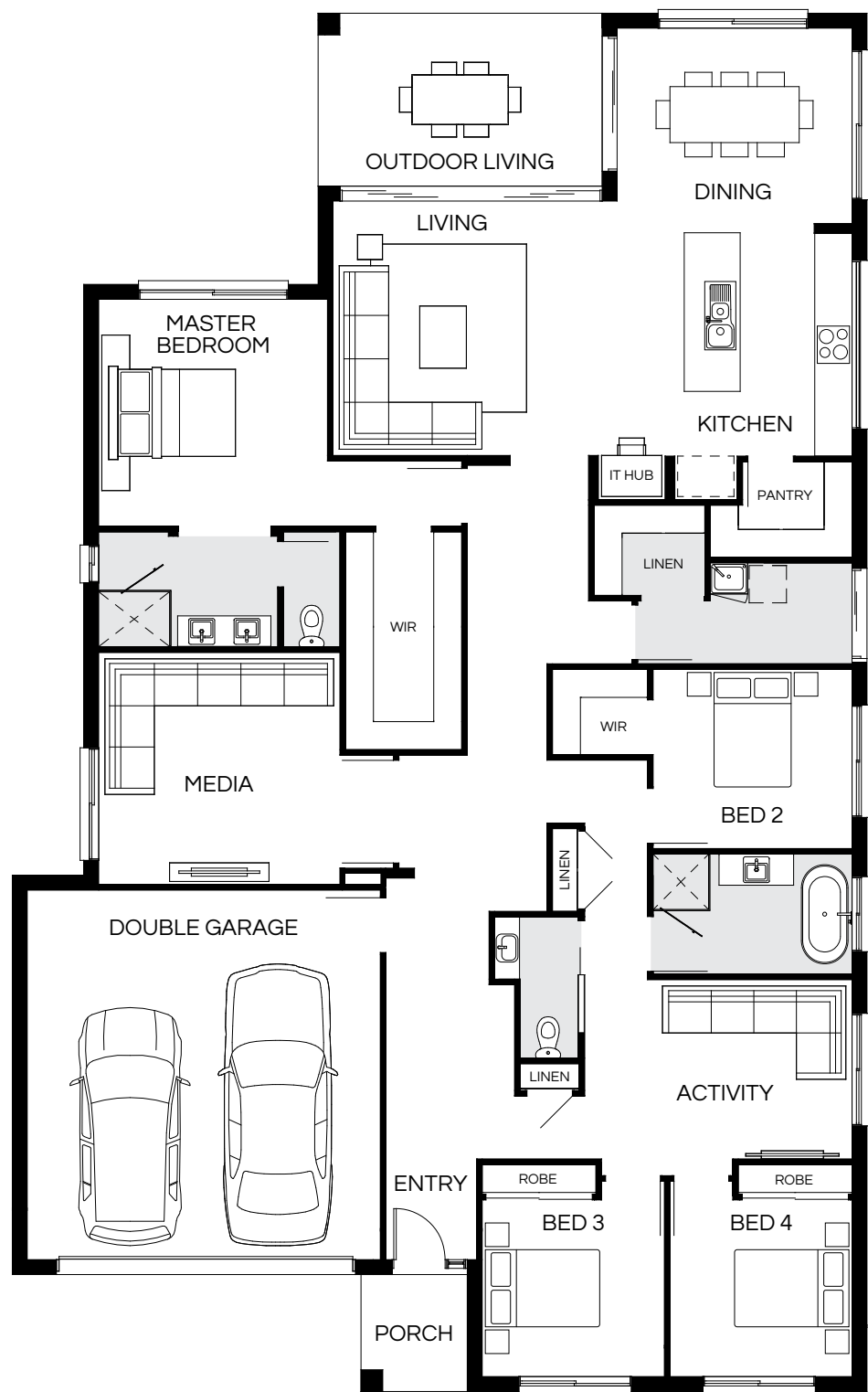
Master Bed	3650 x 3660	Activity	2900 x 4120	Outdoor	2950 x 3960	House Length	21.52m
Bed 2	2850 x 3020	Dining	2750 x 3750			House Width	13.55m
Bed 3	3020 x 2850	Living	4005 x 5060			House Area	244.69m <sup>2</sup> (26.34sq)
Bed 4	2900 x 2850	Media	3520 x 3535			Lot width	15m <sup>+</sup>

Floorplan and lot width based on Designer facade. Floorplan is NCC 2022\* compliant\*, indicative only, conceptual in nature and subject to change without notice. Floorplan may depict features and/or other products which are not included in the house design, not included in the house price and/or not available from Coral Homes. All measurements are in millimeters unless otherwise stated. Floorplan measurements are approximate and are not to scale. Lot width is a guide only and may change due to developer covenants and Local Authority guidelines. For more information about terms & conditions, see the "Important Information" on (page 1). \*See NCC Qualification in "Important Information" (page 1).



# Majorca 262Q

4  | 3  | 2.5  | 2 

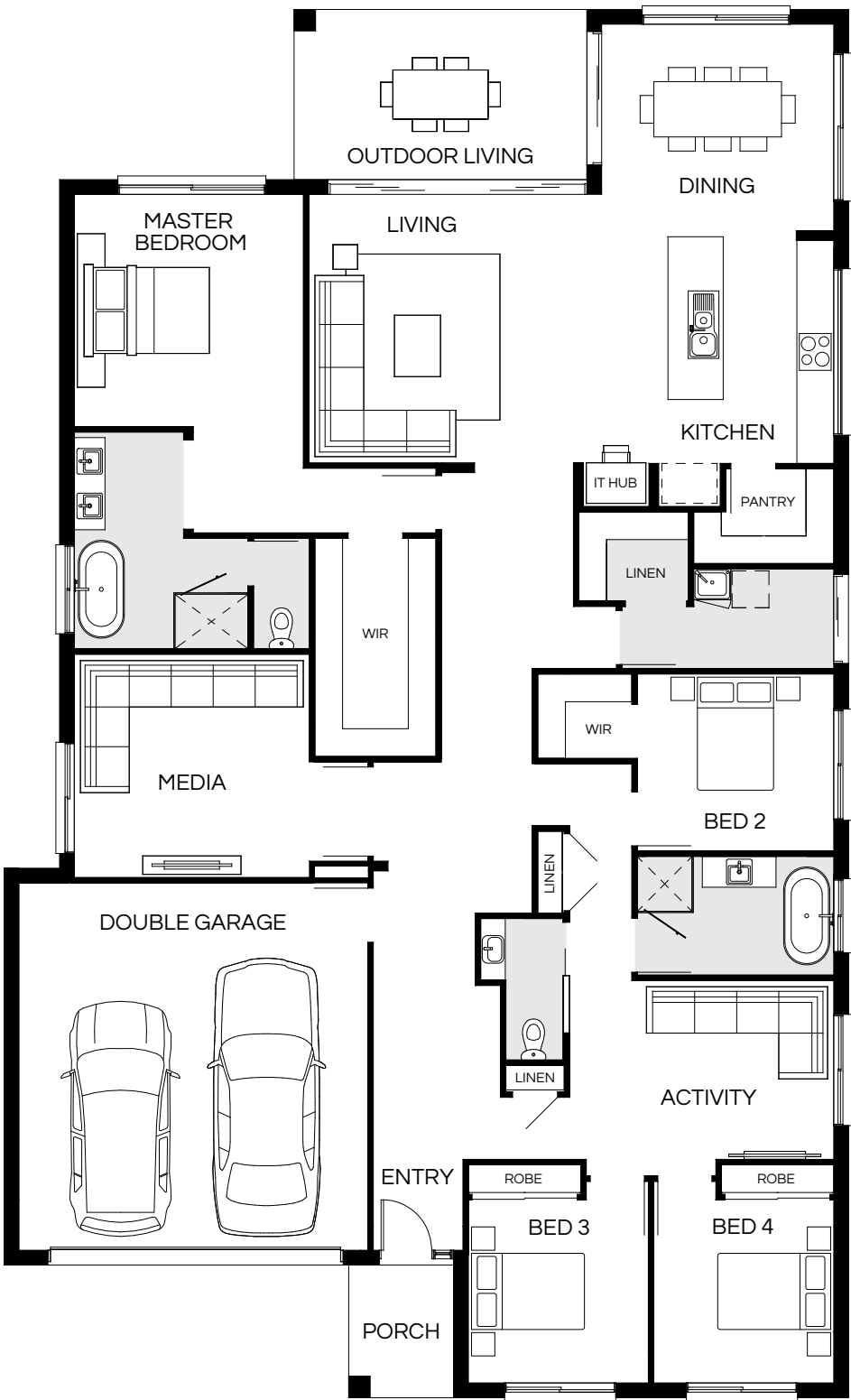


Master Bed	3670 x 3700	Activity	2900 x 4320	Outdoor	2780 x 4570	House Length	22.20m
Bed 2	2900 x 3220	Dining	3300 x 3800			House Width	13.75m
Bed 3	2900 x 2950	Living	4110 x 5660			House Area	262.32m <sup>2</sup> (28.24sq)
Bed 4	2900 x 2950	Media	3750 x 3900			Lot width	15m <sup>+</sup>

Floorplan and lot width based on Designer facade. Floorplan is NCC 2022\* compliant\*, indicative only, conceptual in nature and subject to change without notice. Floorplan may depict features and/or other products which are not included in the house design, not included in the house price and/or not available from Coral Homes. All measurements are in millimeters unless otherwise stated. Floorplan measurements are approximate and are not to scale. Lot width is a guide only and may change due to developer covenants and Local Authority guidelines. For more information about terms & conditions, see the "Important Information" on (page 1). \*See NCC Qualification in "Important Information" (page 1).

# Majorca 275Q

4  | 3  | 2.5  | 2 






Master Bed	3800 x 3750	Activity	2930 x 4320	Outdoor	2770 x 4770	House Length	22.60m
Bed 2	2900 x 3220	Dining	3470 x 3800			House Width	13.75m
Bed 3	3000 x 2950	Living	4400 x 5860			House Area	275.43m <sup>2</sup> (29.65sq)
Bed 4	3000 x 2950	Media	3650 x 3850			Lot width	15m <sup>+</sup>

Floorplan and lot width based on Designer facade. Floorplan is NCC 2022\* compliant\*, indicative only, conceptual in nature and subject to change without notice. Floorplan may depict features and/or other products which are not included in the house design, not included in the house price and/or not available from Coral Homes. All measurements are in millimeters unless otherwise stated. Floorplan measurements are approximate and are not to scale. Lot width is a guide only and may change due to developer covenants and Local Authority guidelines. For more information about terms & conditions, see the "Important Information" on (page 1). \*See NCC Qualification in "Important Information" (page 1).



# Majorca 305Q





4  | 4  | 2.5  | 2 

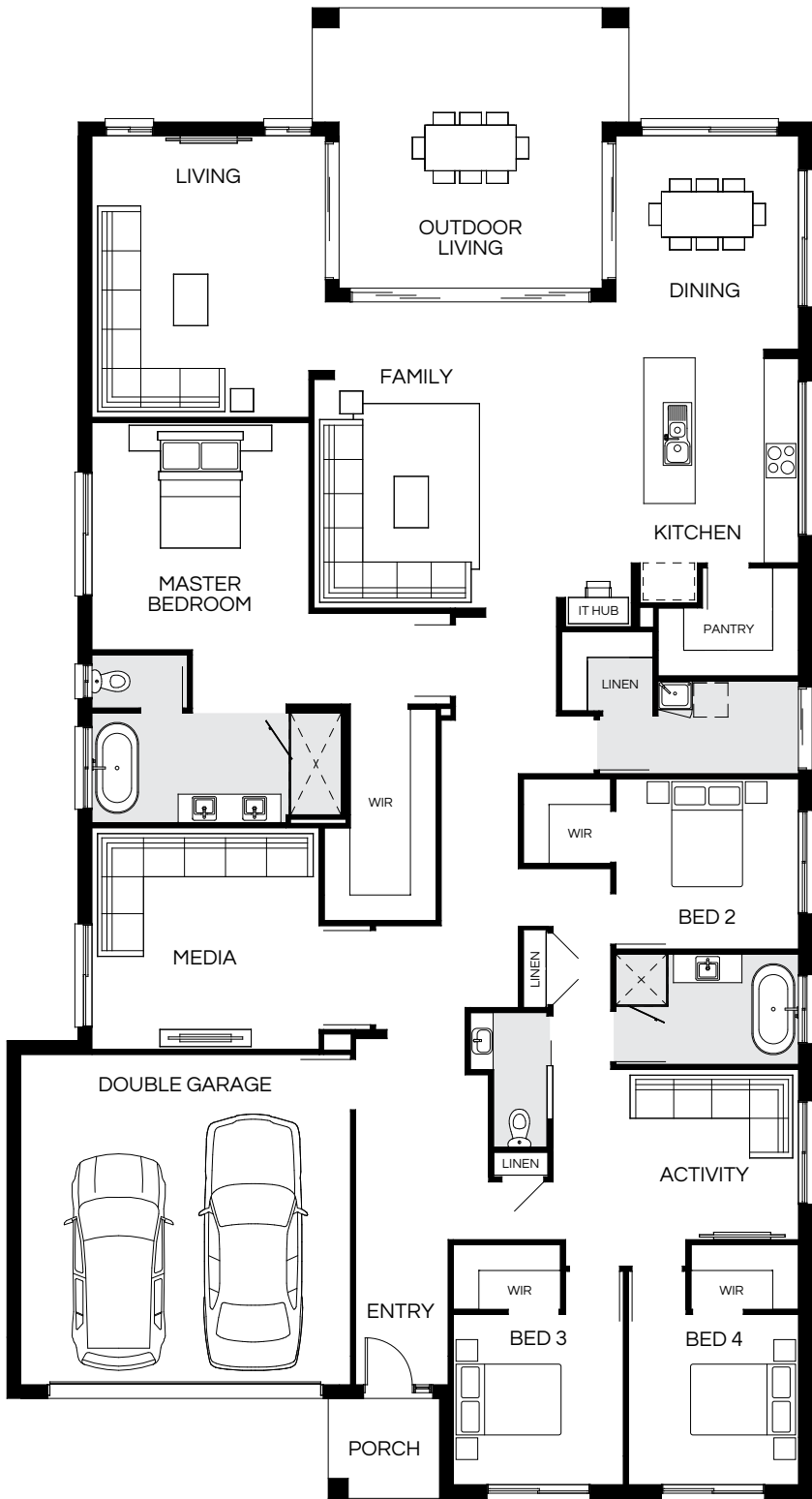


Master Bed	3800 x 3820	Activity	2930 x 4320	Media	3800 x 4000	House Length	24.935m
Bed 2	2900 x 3220	Dining	3855 x 3300	Outdoor	4770 x 5395	House Width	14.025m
Bed 3	3000 x 3000	Family	5180 x 5665			House Area	305.68m <sup>2</sup> (32.90sq)
Bed 4	3000 x 3000	Living	4610 x 4100			Lot width	15.5m <sup>+</sup>

Floorplan and lot width based on Designer facade. Floorplan is NCC 2022\* compliant\*, indicative only, conceptual in nature and subject to change without notice. Floorplan may depict features and/or other products which are not included in the house design, not included in the house price and/or not available from Coral Homes. All measurements are in millimeters unless otherwise stated. Floorplan measurements are approximate and are not to scale. Lot width is a guide only and may change due to developer covenants and Local Authority guidelines. For more information about terms & conditions, see the "Important Information" on (page 1). \*See NCC Qualification in "Important Information" (page 1).

# Majorca 321Q

4  | 4  | 2.5  | 2 



Master Bed	4000 x 3820	Activity	3000 x 4320	Media	3900 x 4000	House Length	26.10m
Bed 2	3000 x 3220	Dining	3900 x 3220	Outdoor	4910 x 5550	House Width	14.11m
Bed 3	3000 x 3000	Family	5380 x 5790			House Area	321.19m <sup>2</sup> (34.57sq)
Bed 4	3000 x 3000	Living	4950 x 4110			Lot width	15.5m <sup>+</sup>

Floorplan and lot width based on Designer facade. Floorplan is NCC 2022\* compliant\*, indicative only, conceptual in nature and subject to change without notice. Floorplan may depict features and/or other products which are not included in the house design, not included in the house price and/or not available from Coral Homes. All measurements are in millimeters unless otherwise stated. Floorplan measurements are approximate and are not to scale. Lot width is a guide only and may change due to developer covenants and Local Authority guidelines. For more information about terms & conditions, see the "Important Information" on (page 1). \*See NCC Qualification in "Important Information" (page 1).

Most  
popular



# Majorca Facades

15m+ Lot Width

Coastal



Modern



East Hamptons



Mornington



Hamptons



Designer



Facade images shown are indicative only, conceptual in nature and subject to change. Facade images are to be used as a guide, may depict non-standard items and may not be house specific. Please obtain house specific drawings from your New Home Consultant to assist you in making your facade choice.

Facade images shown are indicative only, conceptual in nature and subject to change. Facade images are to be used as a guide, may depict non-standard items and may not be house specific. Please obtain house specific drawings from your New Home Consultant to assist you in making your facade choice.



# Milan Series

The single-storey Milan Series has been crafted with functionality in mind. This innovative floorplan has the master bedroom located at the back of the home – the opposite end to the kid's bedrooms. With spacious living areas, four bedrooms and two bathrooms, the Milan Series has plenty of room for a growing family.



Scan to view series

Milan 27 MKII – Shoreline Estate, Redland Bay



Milan 27 MKII (Calais Modified Facade) – Shoreline Estate, Redland Bay

On  
display



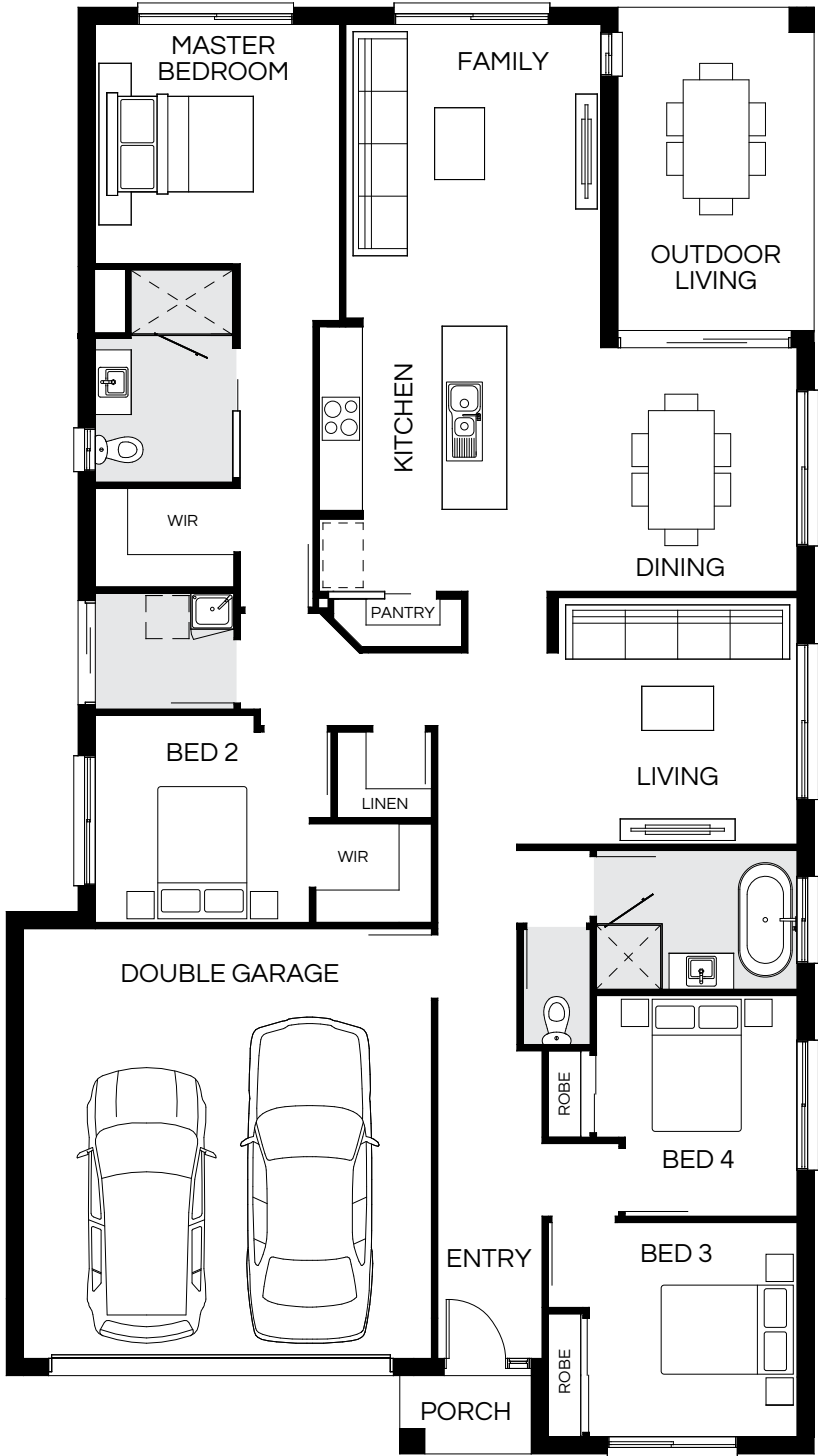
Milan 27 MKII – Shoreline Estate, Redland Bay





# Milan 208Q

4  | 2  | 2  | 2 

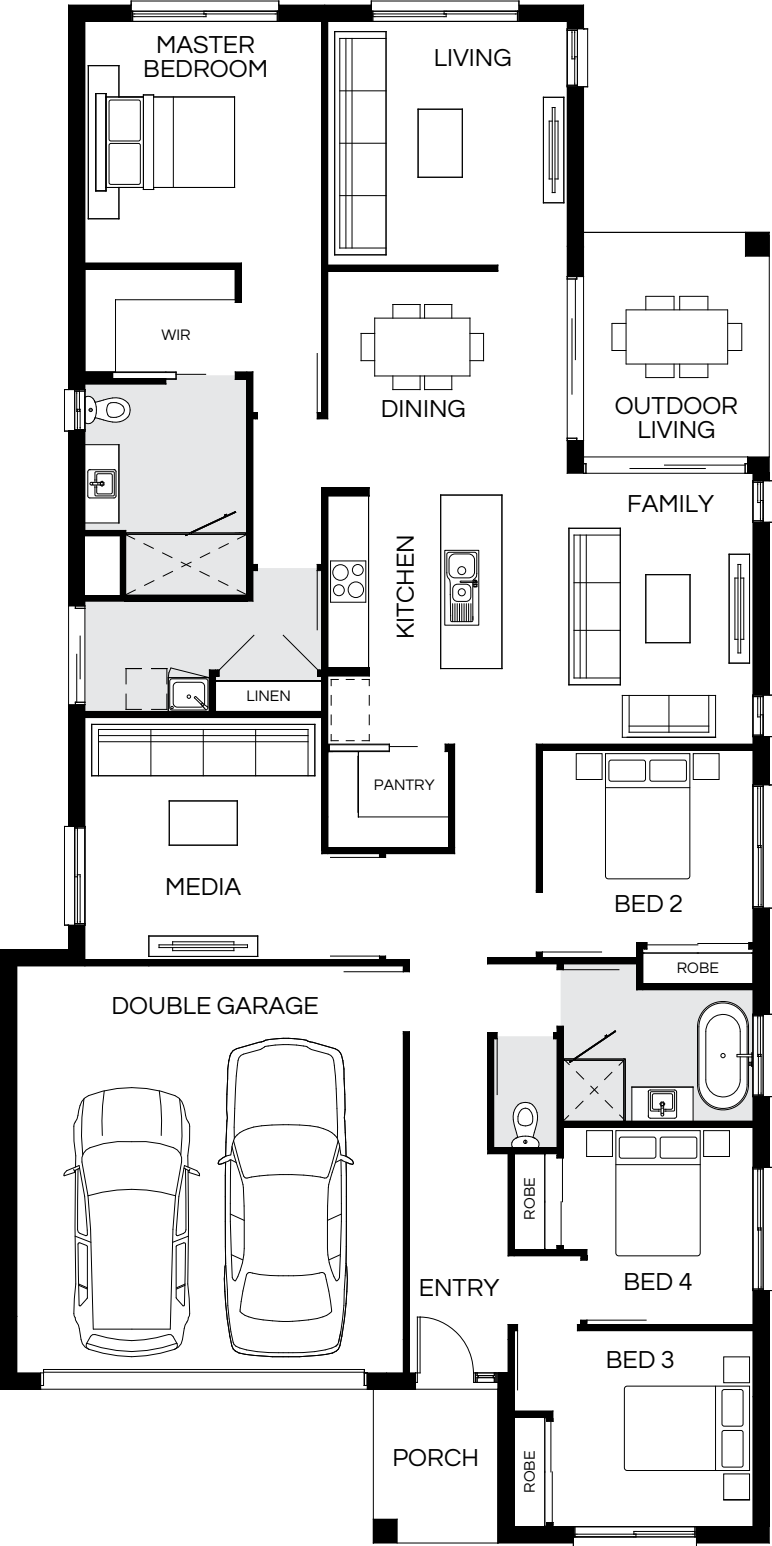


Master Bed	3350 x 3420	Dining	3410 x 4050	Outdoor	4500 x 2730	House Length	20.14m
Bed 2	2900 x 3200	Family	4210 x 3570			House Width	11.25m
Bed 3	3000 x 2910	Living	3450 x 3340			House Area	208.01m <sup>2</sup> (22.39sq)
Bed 4	3090 x 2810					Lot width	12.5m <sup>+</sup>

Floorplan and lot width based on Designer facade. Floorplan is NCC 2022\* compliant\*, indicative only, conceptual in nature and subject to change without notice. Floorplan may depict features and/or other products which are not included in the house design, not included in the house price and/or not available from Coral Homes. All measurements are in millimeters unless otherwise stated. Floorplan measurements are approximate and are not to scale. Lot width is a guide only and may change due to developer covenants and Local Authority guidelines. For more information about terms & conditions, see the "Important Information" on (page 1). \*See NCC Qualification in "Important Information" (page 1).

# Milan 220Q

4  | 3  | 2  | 2 



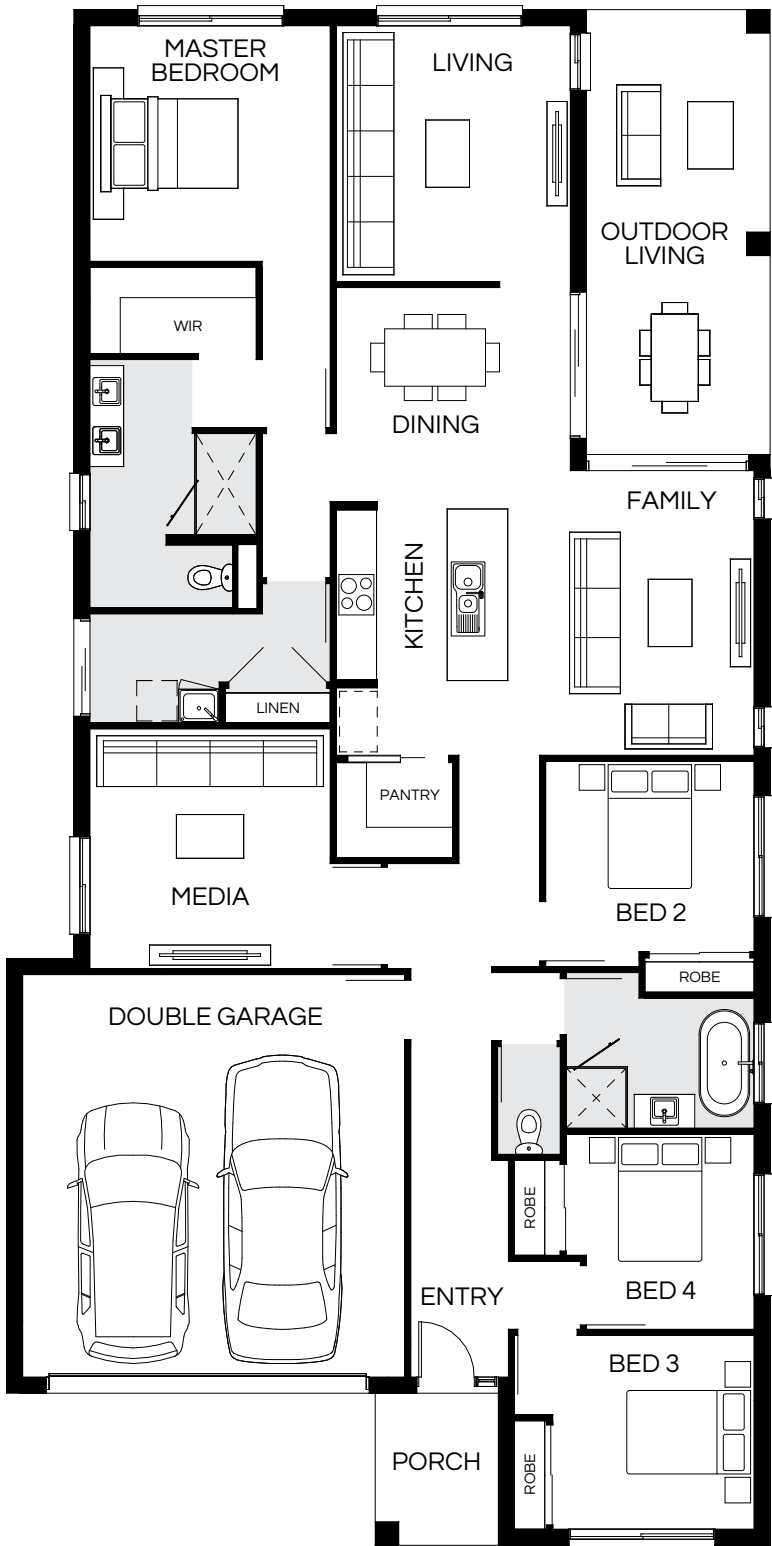
Master Bed	3500 x 3500	Dining	3300 x 3540	Outdoor	3300 x 2730	House Length	22.60m
Bed 2	2850 x 3115	Family	3700 x 4000			House Width	11.30m
Bed 3	2900 x 2960	Living	3600 x 3540			House Area	220.00m <sup>2</sup> (23.68sq)
Bed 4	2920 x 2810	Media	3580 x 3500			Lot width	12.5m <sup>+</sup>

Floorplan and lot width based on Designer facade. Floorplan is NCC 2022\* compliant\*, indicative only, conceptual in nature and subject to change without notice. Floorplan may depict features and/or other products which are not included in the house design, not included in the house price and/or not available from Coral Homes. All measurements are in millimeters unless otherwise stated. Floorplan measurements are approximate and are not to scale. Lot width is a guide only and may change due to developer covenants and Local Authority guidelines. For more information about terms & conditions, see the "Important Information" on (page 1). \*See NCC Qualification in "Important Information" (page 1).



# Milan 232Q

4  | 3  | 2  | 2 



Master Bed	3520 x 3590	Dining	3300 x 3500	Outdoor	6610 x 2730	House Length	22.82m
Bed 2	2850 x 3115	Family	4250 x 3670			House Width	11.35m
Bed 3	2900 x 3010	Living	3820 x 3500			House Area	232.53m <sup>2</sup> (25.03sq)
Bed 4	2920 x 2810	Media	3580 x 3590			Lot width	12.5m <sup>+</sup>

Floorplan and lot width based on Designer facade. Floorplan is NCC 2022\* compliant\*, indicative only, conceptual in nature and subject to change without notice. Floorplan may depict features and/or other products which are not included in the house design, not included in the house price and/or not available from Coral Homes. All measurements are in millimeters unless otherwise stated. Floorplan measurements are approximate and are not to scale. Lot width is a guide only and may change due to developer covenants and Local Authority guidelines. For more information about terms & conditions, see the "Important Information" on (page 1). \*See NCC Qualification in "Important Information" (page 1).

Milan 29 – Everleigh Estate, Greenbank



Milan 29 – Everleigh Estate, Greenbank

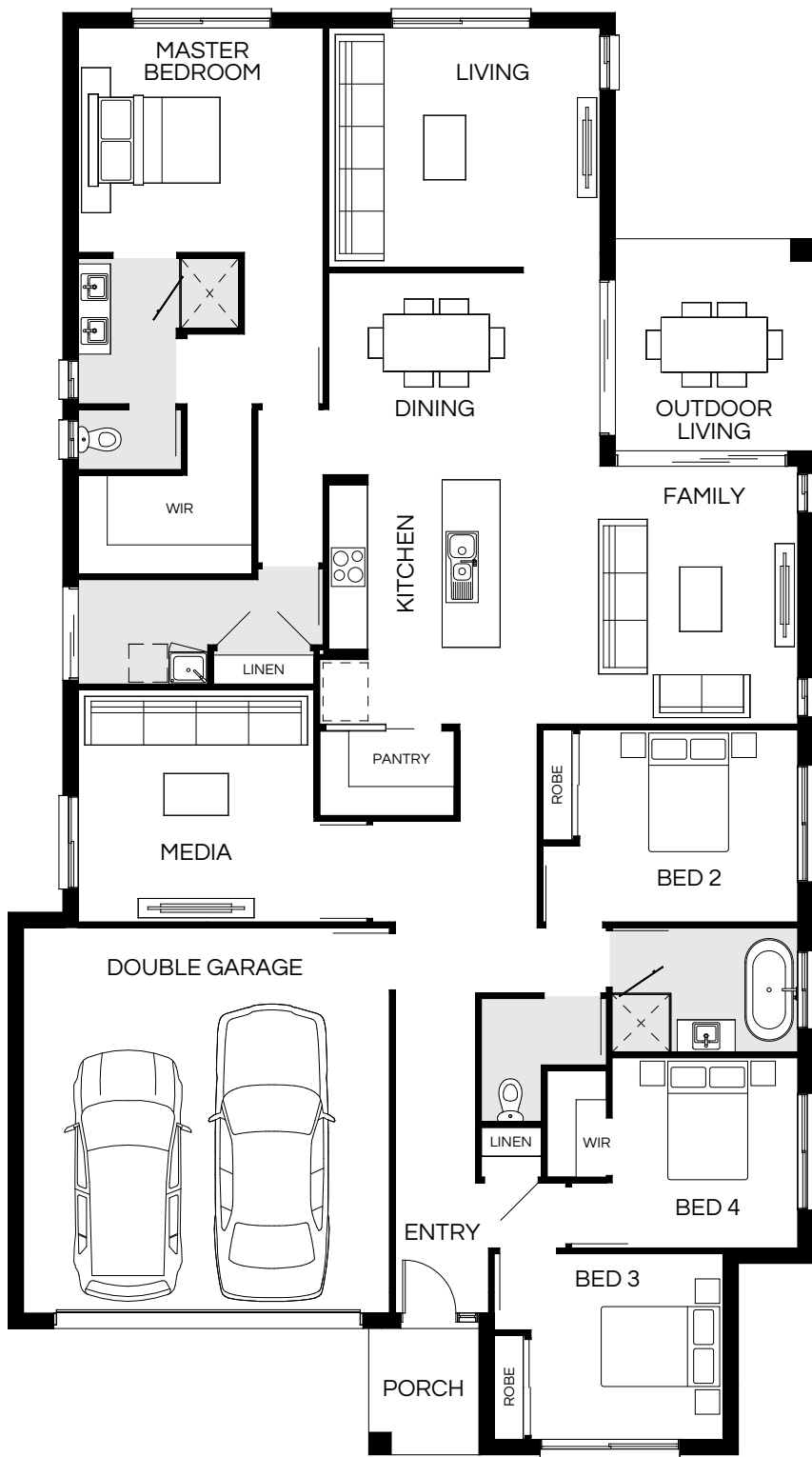


Photography depicts items such as homewares, furniture, finishes, landscaping, fencing and may depict items that are upgraded or not supplied by Coral Homes. Speak with your New Home Consultant for more details.



# Milan 242Q

4  | 3  | 2  | 2 

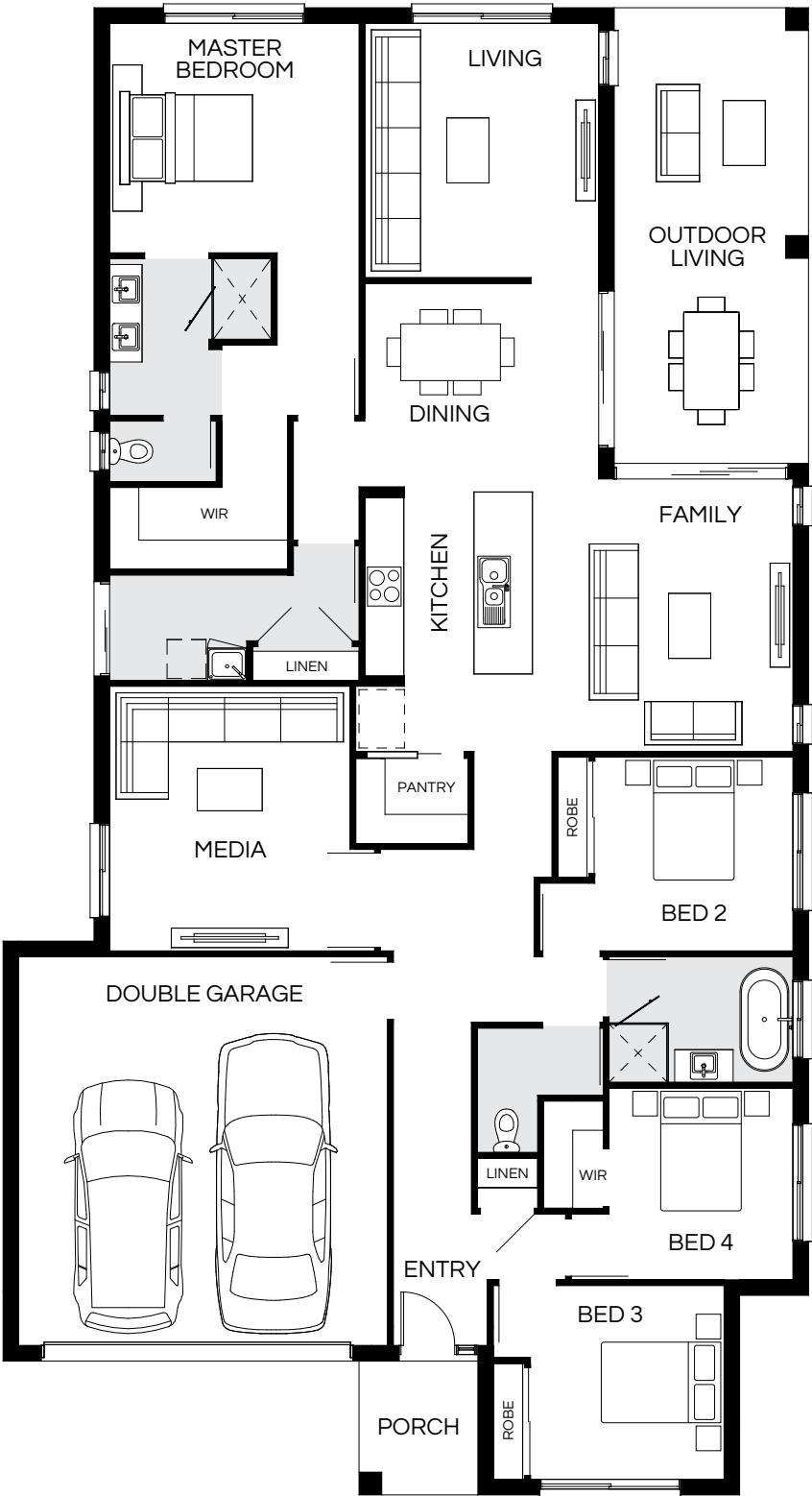


Master Bed	3500 x 3820	Dining	3220 x 4230	Outdoor	3290 x 3070	House Length	22.38m
Bed 2	3000 x 3405	Family	4020 x 4630			House Width	12.50m
Bed 3	2900 x 3000	Living	3730 x 4230			House Area	242.69m <sup>2</sup> (26.12sq)
Bed 4	2970 x 2900	Media	3620 x 3680			Lot width	14m <sup>+</sup>

Floorplan and lot width based on Designer facade. Floorplan is NCC 2022\* compliant\*, indicative only, conceptual in nature and subject to change without notice. Floorplan may depict features and/or other products which are not included in the house design, not included in the house price and/or not available from Coral Homes. All measurements are in millimeters unless otherwise stated. Floorplan measurements are approximate and are not to scale. Lot width is a guide only and may change due to developer covenants and Local Authority guidelines. For more information about terms & conditions, see the "Important Information" on (page 1). \*See NCC Qualification in "Important Information" (page 1).

# Milan 249Q

4  | 3  | 2  | 2 



Master Bed	3550 x 3860	Dining	3150 x 3620	Outdoor	7010 x 2990	House Length	22.88m
Bed 2	3000 x 3070	Family	4210 x 4020			House Width	12.40m
Bed 3	3000 x 3000	Living	3930 x 3620			House Area	249.07m <sup>2</sup> (26.81sq)
Bed 4	2850 x 2970	Media	4090 x 3720			Lot width	14m <sup>+</sup>

Floorplan and lot width based on Designer facade. Floorplan is NCC 2022\* compliant\*, indicative only, conceptual in nature and subject to change without notice. Floorplan may depict features and/or other products which are not included in the house design, not included in the house price and/or not available from Coral Homes. All measurements are in millimeters unless otherwise stated. Floorplan measurements are approximate and are not to scale. Lot width is a guide only and may change due to developer covenants and Local Authority guidelines. For more information about terms & conditions, see the "Important Information" on (page 1). \*See NCC Qualification in "Important Information" (page 1).

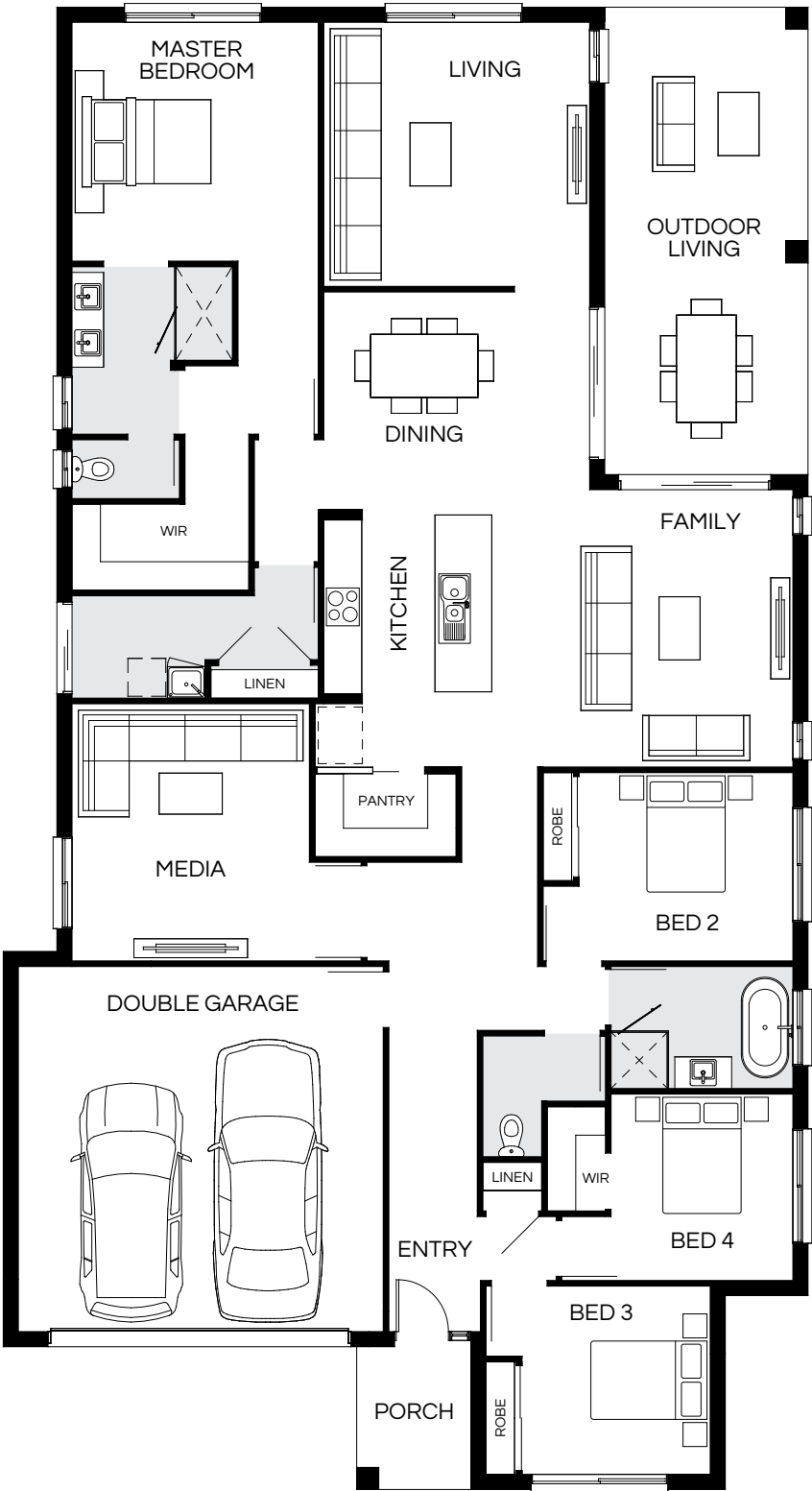




# Milan 269Q

Most popular

4 | 3 | 2 | 2



Master Bed	3800 x 3920	Dining	3540 x 4230	Outdoor	7400 x 3220	House Length	23.47m
Bed 2	3000 x 3405	Family	4410 x 4780			House Width	12.75m
Bed 3	3000 x 3000	Living	4200 x 4230			House Area	269.86m <sup>2</sup> (29.05sq)
Bed 4	2970 x 2900	Media	4090 x 3780			Lot width	14m <sup>+</sup>

Floorplan and lot width based on Designer facade. Floorplan is NCC 2022\* compliant\*, indicative only, conceptual in nature and subject to change without notice. Floorplan may depict features and/or other products which are not included in the house design, not included in the house price and/or not available from Coral Homes. All measurements are in millimeters unless otherwise stated. Floorplan measurements are approximate and are not to scale. Lot width is a guide only and may change due to developer covenants and Local Authority guidelines. For more information about terms & conditions, see the "Important Information" on (page 1). \*See NCC Qualification in "Important Information" (page 1).



# Milan Facades

12.5m+ Lot Width

Coastal



Pavilion



East Hamptons



Shoreline



Mornington



Designer



Facade images shown are indicative only, conceptual in nature and subject to change. Facade images are to be used as a guide, may depict non-standard items and may not be house specific. Please obtain house specific drawings from your New Home Consultant to assist you in making your facade choice.

Facade images shown are indicative only, conceptual in nature and subject to change. Facade images are to be used as a guide, may depict non-standard items and may not be house specific. Please obtain house specific drawings from your New Home Consultant to assist you in making your facade choice.



# Milan Facades

14m+ Lot Width

Coastal Display Facade



Pavilion Display Facade



East Hamptons



Modern



Hamptons



Designer



Facade images shown are indicative only, conceptual in nature and subject to change. Facade images are to be used as a guide, may depict non-standard items and may not be house specific. Please obtain house specific drawings from your New Home Consultant to assist you in making your facade choice.

Facade images shown are indicative only, conceptual in nature and subject to change. Facade images are to be used as a guide, may depict non-standard items and may not be house specific. Please obtain house specific drawings from your New Home Consultant to assist you in making your facade choice.



# Noosaville Series

Designed to suit 12m+ lot widths, the Noosaville Series has something for everyone. There are eight well-considered floorplans to suit growing families and a number of facade options to add desired street appeal. The Noosaville series provides relaxed, functional living with great features such as a study nook, walk-in robes in most bedrooms and two living rooms.



Noosaville 23 (Crestview Facade) – Harmony Estate, Palmview

On  
display



Noosaville 23 – Harmony Estate, Palmview



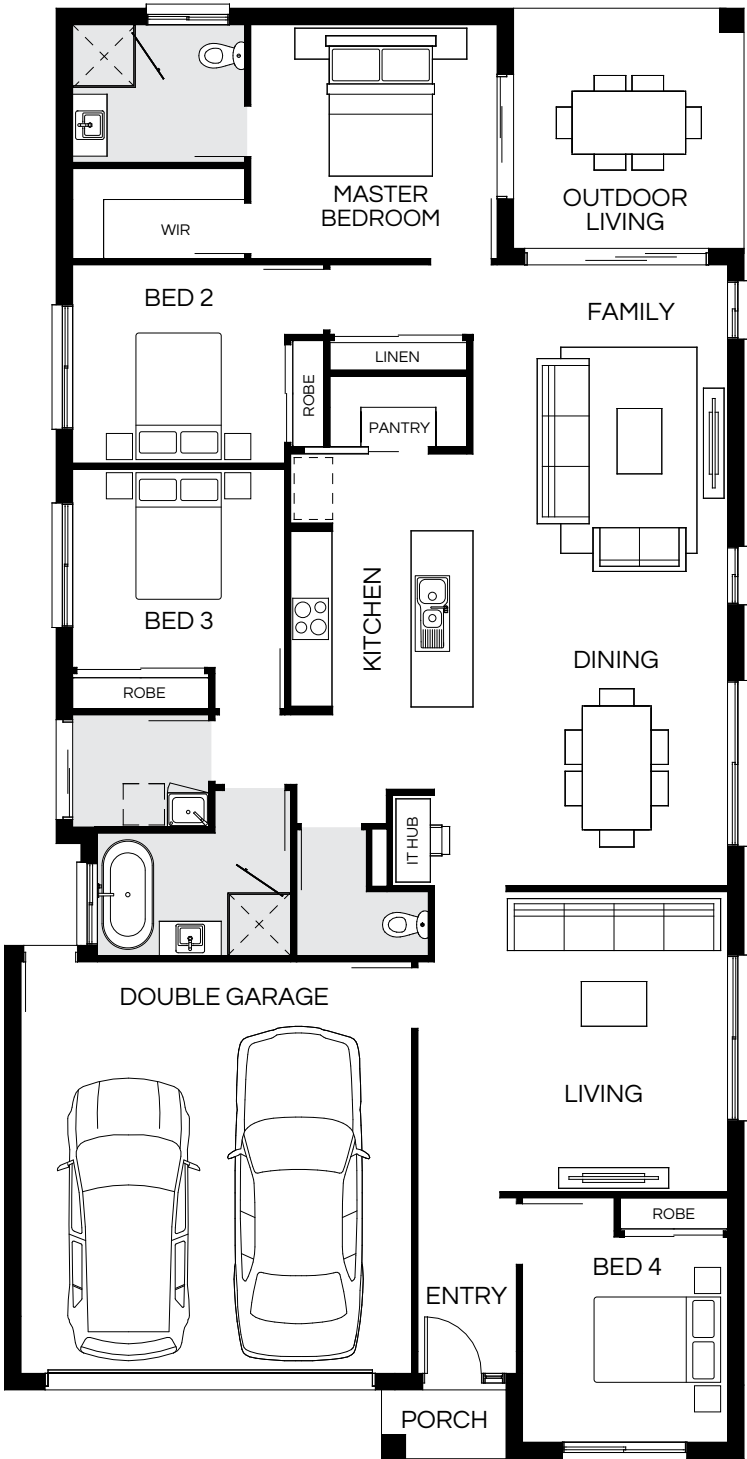
Noosaville 23 – Harmony Estate, Palmview





# Noosaville 210Q





4  | 2  | 2  | 2 



Master Bed	3420 x 3600	Dining	3880 x 3720	Outdoor	3490 x 3350	House Length	21.08m
Bed 2	2900 x 3100	Family	5160 x 3720			House Width	10.75m
Bed 3	2900 x 3100	Living	4380 x 3320			House Area	210.38m <sup>2</sup> (22.65sq)
Bed 4	3000 x 3000					Lot width	12m <sup>+</sup>

Floorplan and lot width based on Designer facade. Floorplan is NCC 2022\* compliant\*, indicative only, conceptual in nature and subject to change without notice. Floorplan may depict features and/or other products which are not included in the house design, not included in the house price and/or not available from Coral Homes. All measurements are in millimeters unless otherwise stated. Floorplan measurements are approximate and are not to scale. Lot width is a guide only and may change due to developer covenants and Local Authority guidelines. For more information about terms & conditions, see the "Important Information" on (page 1). \*See NCC Qualification in "Important Information" (page 1).

# Noosaville 217Q

4  | 2  | 2.5  | 2 



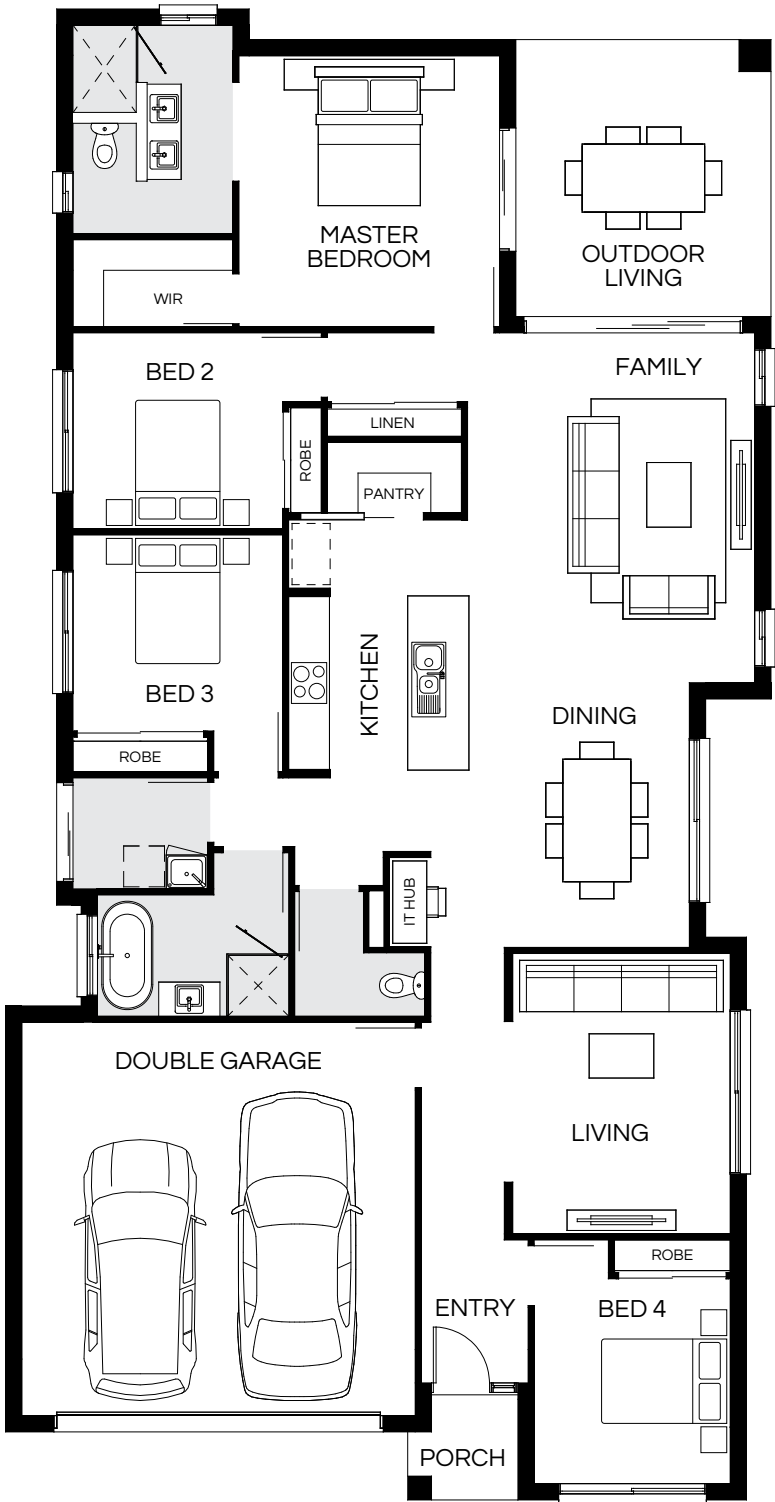
Master Bed	4350 x 3450	Dining	4090 x 2990	Outdoor	4420 x 3350	House Length	22.43m
Bed 2	2800 x 3130	Family	5200 x 3600			House Width	10.75m
Bed 3	2820 x 2950	Living	4070 x 3115			House Area	217.92m <sup>2</sup> (23.46sq)
Bed 4	3000 x 2850					Lot width	12m <sup>+</sup>

Floorplan and lot width based on Designer facade. Floorplan is NCC 2022\* compliant\*, indicative only, conceptual in nature and subject to change without notice. Floorplan may depict features and/or other products which are not included in the house design, not included in the house price and/or not available from Coral Homes. All measurements are in millimeters unless otherwise stated. Floorplan measurements are approximate and are not to scale. Lot width is a guide only and may change due to developer covenants and Local Authority guidelines. For more information about terms & conditions, see the "Important Information" on (page 1). \*See NCC Qualification in "Important Information" (page 1).



# Noosaville 219Q





4  | 2  | 2  | 2 



Master Bed	4000 x 3850	Dining	3890 x 3250	Outdoor	4070 x 3750	House Length	21.91m
Bed 2	2900 x 3100	Family	5160 x 4240			House Width	11.25m
Bed 3	2900 x 3100	Living	4140 x 3515			House Area	219.27m <sup>2</sup> (23.60sq)
Bed 4	3030 x 2900					Lot width	12.5m <sup>+</sup>

Floorplan and lot width based on Designer facade. Floorplan is NCC 2022\* compliant\*, indicative only, conceptual in nature and subject to change without notice. Floorplan may depict features and/or other products which are not included in the house design, not included in the house price and/or not available from Coral Homes. All measurements are in millimeters unless otherwise stated. Floorplan measurements are approximate and are not to scale. Lot width is a guide only and may change due to developer covenants and Local Authority guidelines. For more information about terms & conditions, see the "Important Information" on (page 1). \*See NCC Qualification in "Important Information" (page 1).

# Noosaville 226Q

4  | 2  | 2.5  | 2 







Master Bed	4400 x 3650	Dining	4120 x 3150	Outdoor	4470 x 3430	House Length	22.72m
Bed 2	2900 x 3180	Family	5410 x 3760			House Width	10.98m
Bed 3	2900 x 3000	Living	4070 x 3290			House Area	226.66m <sup>2</sup> (24.40sq)
Bed 4	3000 x 3030					Lot width	12.5m <sup>+</sup>

Floorplan and lot width based on Designer facade. Floorplan is NCC 2022\* compliant\*, indicative only, conceptual in nature and subject to change without notice. Floorplan may depict features and/or other products which are not included in the house design, not included in the house price and/or not available from Coral Homes. All measurements are in millimeters unless otherwise stated. Floorplan measurements are approximate and are not to scale. Lot width is a guide only and may change due to developer covenants and Local Authority guidelines. For more information about terms & conditions, see the "Important Information" on (page 1). \*See NCC Qualification in "Important Information" (page 1).

Most  
popular



# Noosaville 228Q





4  | 2  | 2.5  | 2 

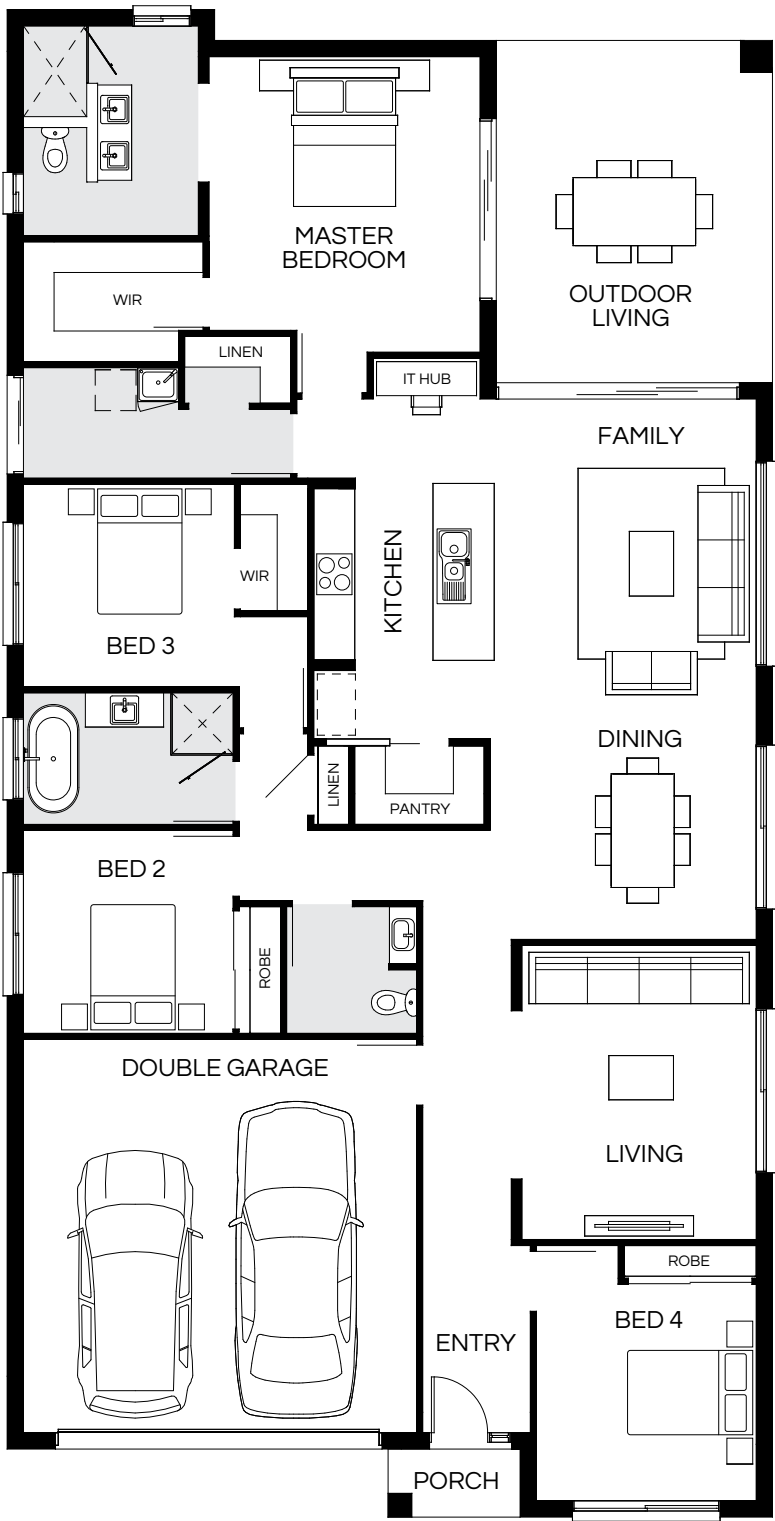


Master Bed	4500 x 3450	Dining	4260 x 3120	Outdoor	4570 x 3400	House Length	23.46m
Bed 2	3100 x 3130	Family	5610 x 3600			House Width	10.75m
Bed 3	3100 x 3000	Living	4220 x 3115			House Area	228.32m <sup>2</sup> (24.58sq)
Bed 4	3150 x 2850					Lot width	12m <sup>+</sup>

Floorplan and lot width based on Designer facade. Floorplan is NCC 2022\* compliant\*, indicative only, conceptual in nature and subject to change without notice. Floorplan may depict features and/or other products which are not included in the house design, not included in the house price and/or not available from Coral Homes. All measurements are in millimeters unless otherwise stated. Floorplan measurements are approximate and are not to scale. Lot width is a guide only and may change due to developer covenants and Local Authority guidelines. For more information about terms & conditions, see the "Important Information" on (page 1). \*See NCC Qualification in "Important Information" (page 1).

# Noosaville 239Q

4  | 2  | 2.5  | 2 







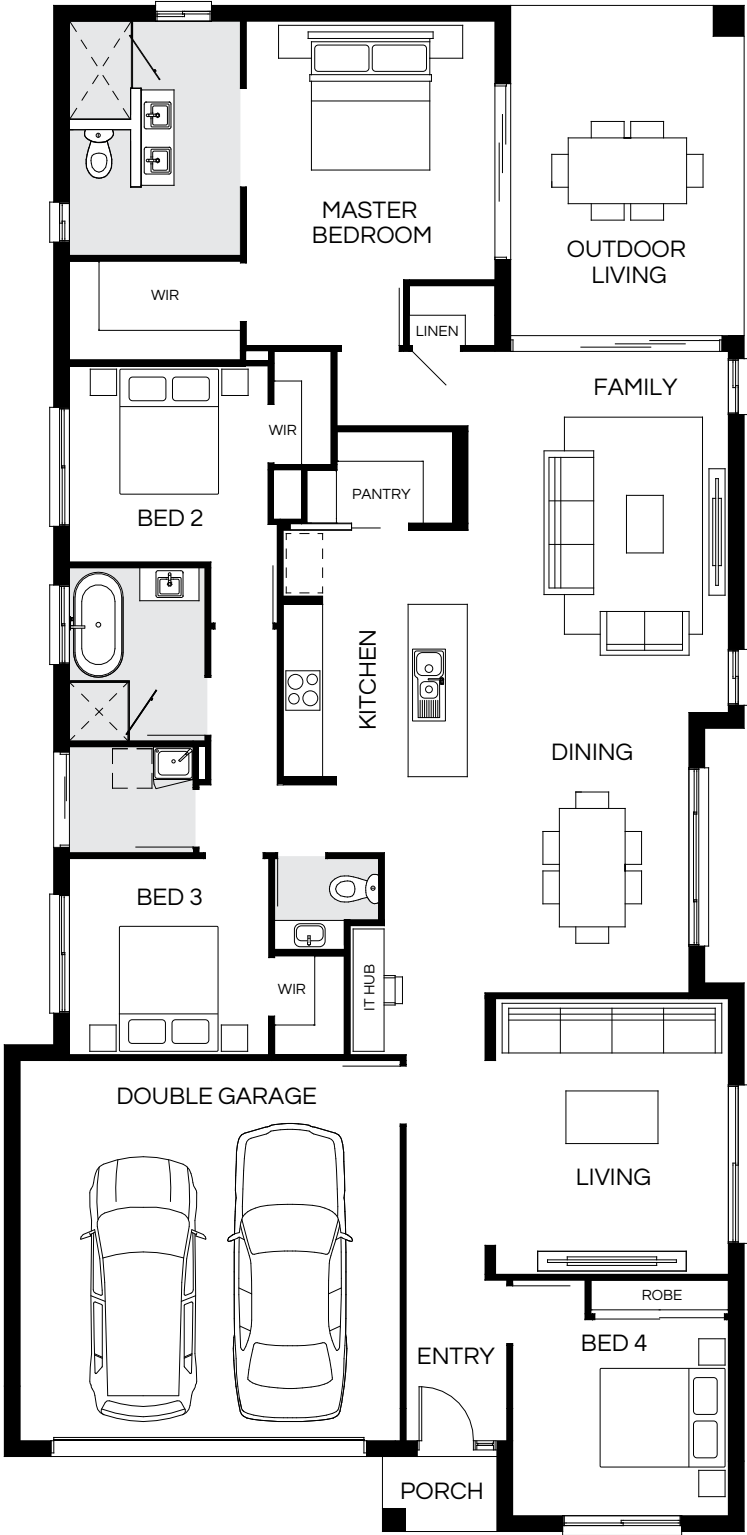
Master Bed	4040 x 4000	Dining	3260 x 3930	Outdoor	5030 x 4060	House Length	22.15m
Bed 2	3000 x 3100	Family	4700 x 3860			House Width	11.25m
Bed 3	3000 x 3120	Media	4340 x 3460			House Area	239.89m <sup>2</sup> (25.82sq)
Bed 4	3200 x 3250					Lot width	13.5m <sup>+</sup>

Floorplan and lot width based on Designer facade. Floorplan is NCC 2022\* compliant\*, indicative only, conceptual in nature and subject to change without notice. Floorplan may depict features and/or other products which are not included in the house design, not included in the house price and/or not available from Coral Homes. All measurements are in millimeters unless otherwise stated. Floorplan measurements are approximate and are not to scale. Lot width is a guide only and may change due to developer covenants and Local Authority guidelines. For more information about terms & conditions, see the "Important Information" on (page 1). \*See NCC Qualification in "Important Information" (page 1).



# Noosaville 240Q





4  | 2  | 2.5  | 2 



Master Bed	3950 x 3800	Dining	4260 x 3380	Outdoor	5020 x 3550	House Length	23.20m
Bed 2	3000 x 3040	Family	5510 x 3980			House Width	11.25m
Bed 3	3000 x 3050	Living	4210 x 3560			House Area	240.27m <sup>2</sup> (25.86sq)
Bed 4	3000 x 3300					Lot width	12.5m <sup>+</sup>

Floorplan and lot width based on Designer facade. Floorplan is NCC 2022\* compliant\*, indicative only, conceptual in nature and subject to change without notice. Floorplan may depict features and/or other products which are not included in the house design, not included in the house price and/or not available from Coral Homes. All measurements are in millimeters unless otherwise stated. Floorplan measurements are approximate and are not to scale. Lot width is a guide only and may change due to developer covenants and Local Authority guidelines. For more information about terms & conditions, see the "Important Information" on (page 1). \*See NCC Qualification in "Important Information" (page 1).

# Noosaville 252Q

4  | 2  | 2.5  | 2 



Master Bed	4650 x 3900	Dining	4260 x 3580	Outdoor	5120 x 3980	House Length	23.65m
Bed 2	3100 x 3500	Family	5410 x 4050			House Width	11.20m
Bed 3	3000 x 3350	Living	4210 x 3510			House Area	252.39m <sup>2</sup> (27.17sq)
Bed 4	3000 x 3250					Lot width	13.5m <sup>+</sup>

Floorplan and lot width based on Designer facade. Floorplan is NCC 2022\* compliant\*, indicative only, conceptual in nature and subject to change without notice. Floorplan may depict features and/or other products which are not included in the house design, not included in the house price and/or not available from Coral Homes. All measurements are in millimeters unless otherwise stated. Floorplan measurements are approximate and are not to scale. Lot width is a guide only and may change due to developer covenants and Local Authority guidelines. For more information about terms & conditions, see the "Important Information" on (page 1). \*See NCC Qualification in "Important Information" (page 1).



# Noosaville Facades

12.5m+ Lot Width

Coastal Display Facade



Crest Display Facade



Hamptons



Modern



Pavilion



Designer



Facade images shown are indicative only, conceptual in nature and subject to change. Facade images are to be used as a guide, may depict non-standard items and may not be house specific. Please obtain house specific drawings from your New Home Consultant to assist you in making your facade choice.

Facade images shown are indicative only, conceptual in nature and subject to change. Facade images are to be used as a guide, may depict non-standard items and may not be house specific. Please obtain house specific drawings from your New Home Consultant to assist you in making your facade choice.



# San Marino Series

Find solace in the San Marino Series with nine flexible floorplans to choose from, along with plenty of designer facades to bring the street appeal. The four-bedroom San Marino home is designed to fit 12.5m+ lot widths.



Scan to view series

San Marino 27 (Calais Facade) – Harmony Estate, Palmview



On display

San Marino 27 – Harmony Estate, Palmview



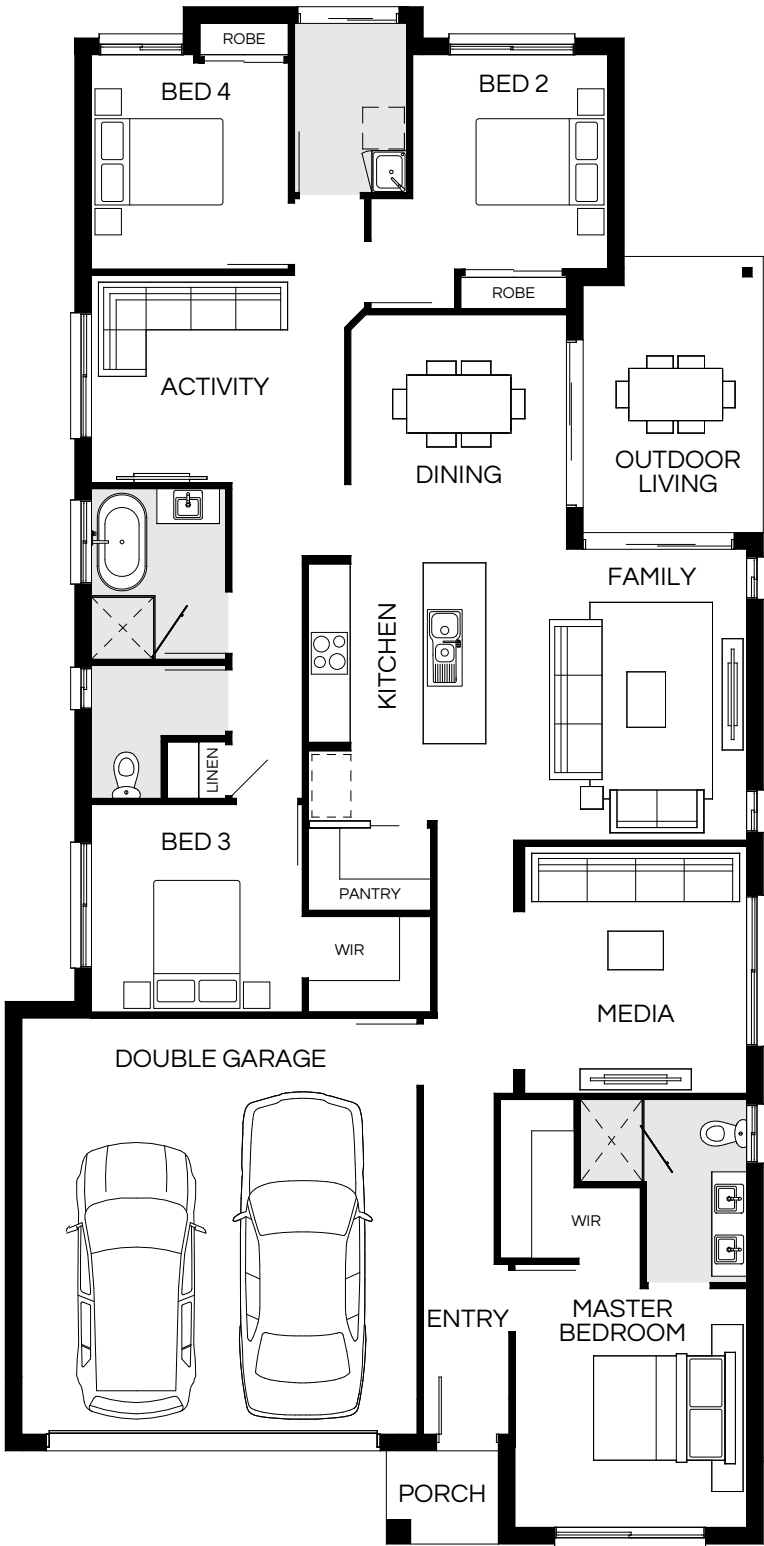
San Marino 27 – Harmony Estate, Palmview





# San Marino 210Q

4  | 3  | 2  | 2 

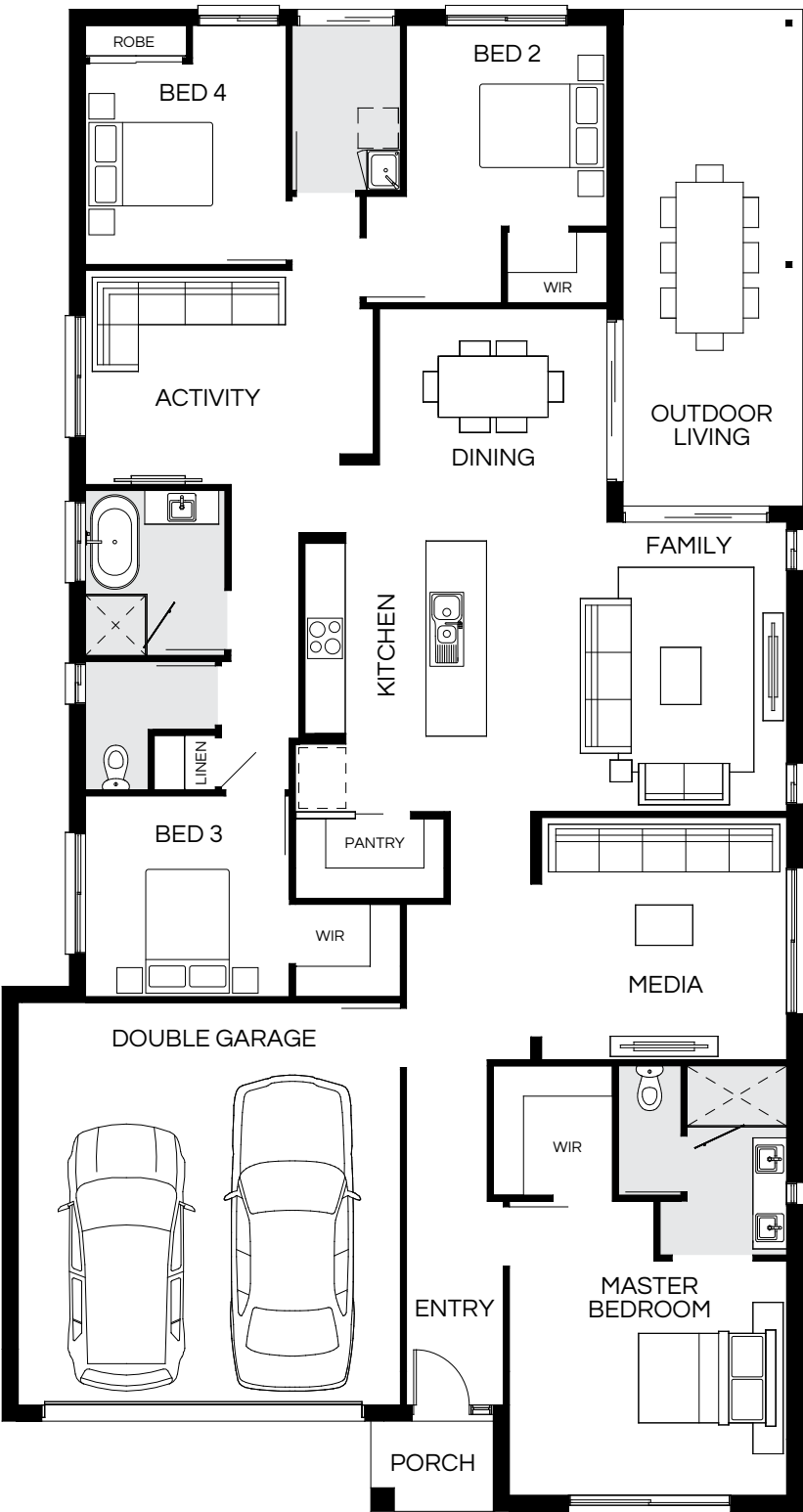


Master Bed	3450 x 3350	Activity	3000 x 3660	Outdoor	3970 x 2590	House Length	22.10m
Bed 2	3100 x 2820	Dining	3575 x 3120			House Width	10.90m
Bed 3	3000 x 3050	Family	4200 x 3760			House Area	210.06m <sup>2</sup> (22.61sq)
Bed 4	3100 x 2850	Media	3570 x 3210			Lot width	12m <sup>+</sup>

Floorplan and lot width based on Designer facade. Floorplan is NCC 2022\* compliant\*, indicative only, conceptual in nature and subject to change without notice. Floorplan may depict features and/or other products which are not included in the house design, not included in the house price and/or not available from Coral Homes. All measurements are in millimeters unless otherwise stated. Floorplan measurements are approximate and are not to scale. Lot width is a guide only and may change due to developer covenants and Local Authority guidelines. For more information about terms & conditions, see the "Important Information" on (page 1). \*See NCC Qualification in "Important Information" (page 1).

# San Marino 243Q

4  | 3  | 2.5  | 2 



Master Bed	3500 x 4140	Activity	3200 x 4300	Outdoor	7380 x 2670	House Length	22.32m
Bed 2	3000 x 3000	Dining	3460 x 3400			House Width	11.90m
Bed 3	3000 x 3050	Family	4320 x 4470			House Area	243.74m <sup>2</sup> (26.24sq)
Bed 4	3000 x 3000	Media	3620 x 3660			Lot width	13m <sup>+</sup>

Floorplan and lot width based on Designer facade. Floorplan is NCC 2022\* compliant\*, indicative only, conceptual in nature and subject to change without notice. Floorplan may depict features and/or other products which are not included in the house design, not included in the house price and/or not available from Coral Homes. All measurements are in millimeters unless otherwise stated. Floorplan measurements are approximate and are not to scale. Lot width is a guide only and may change due to developer covenants and Local Authority guidelines. For more information about terms & conditions, see the "Important Information" on (page 1). \*See NCC Qualification in "Important Information" (page 1).

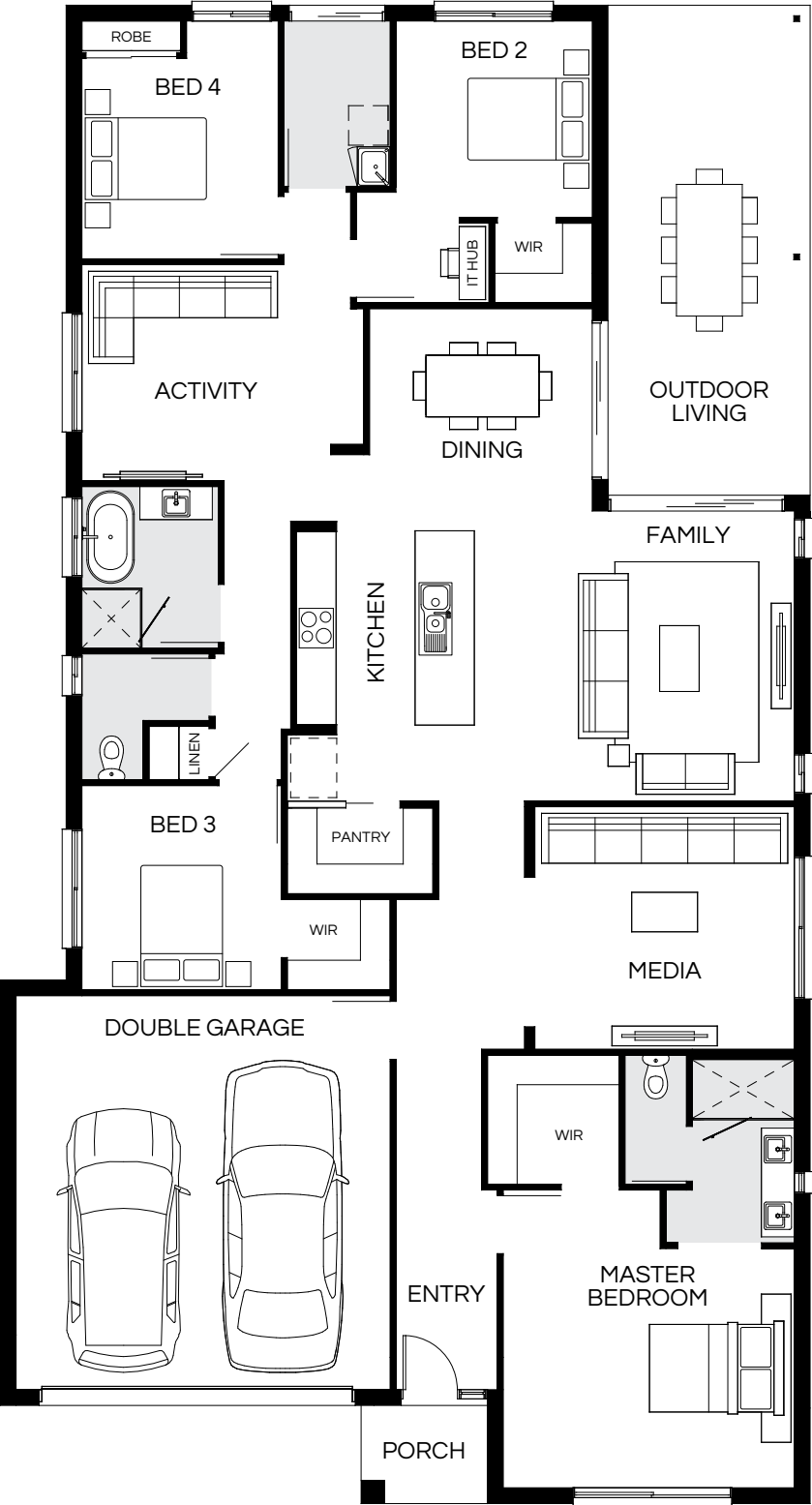
Most  
popular





# San Marino 256Q

4 | 3 | 2 | 2



Master Bed	3650 x 4440	Activity	3320 x 4300	Outdoor	7440 x 3070	House Length	22.75m
Bed 2	3000 x 3000	Dining	3380 x 3400			House Width	12.30m
Bed 3	3120 x 3050	Family	4420 x 4780			House Area	256.85m <sup>2</sup> (27.65sq)
Bed 4	3060 x 3000	Media	3740 x 3960			Lot width	13.5m <sup>+</sup>

Floorplan and lot width based on Designer facade. Floorplan is NCC 2022\* compliant\*, indicative only, conceptual in nature and subject to change without notice. Floorplan may depict features and/or other products which are not included in the house design, not included in the house price and/or not available from Coral Homes. All measurements are in millimeters unless otherwise stated. Floorplan measurements are approximate and are not to scale. Lot width is a guide only and may change due to developer covenants and Local Authority guidelines. For more information about terms & conditions, see the "Important Information" on (page 1). \*See NCC Qualification in "Important Information" (page 1).



# San Marino Facades

13.5m+ Lot Width

Hamptons



East Hamptons



Coastal



Mornington



St Kilda



Designer



Facade images shown are indicative only, conceptual in nature and subject to change. Facade images are to be used as a guide, may depict non-standard items and may not be house specific. Please obtain house specific drawings from your New Home Consultant to assist you in making your facade choice.

Facade images shown are indicative only, conceptual in nature and subject to change. Facade images are to be used as a guide, may depict non-standard items and may not be house specific. Please obtain house specific drawings from your New Home Consultant to assist you in making your facade choice.



# Santorini Series

The spacious Santorini Series makes family living easy, featuring several open-plan living areas, four bedrooms and a beautiful alfresco for entertaining. Plus, the Santorini Series cleverly features a kids activity room near the main living space, a feature our customers love. Choose from various facade options to complement the layout.



Santorini 30 (Hamptons Facade) – North Harbour Estate, Burpengary East

On display



Santorini 30 – North Harbour Estate, Burpengary East




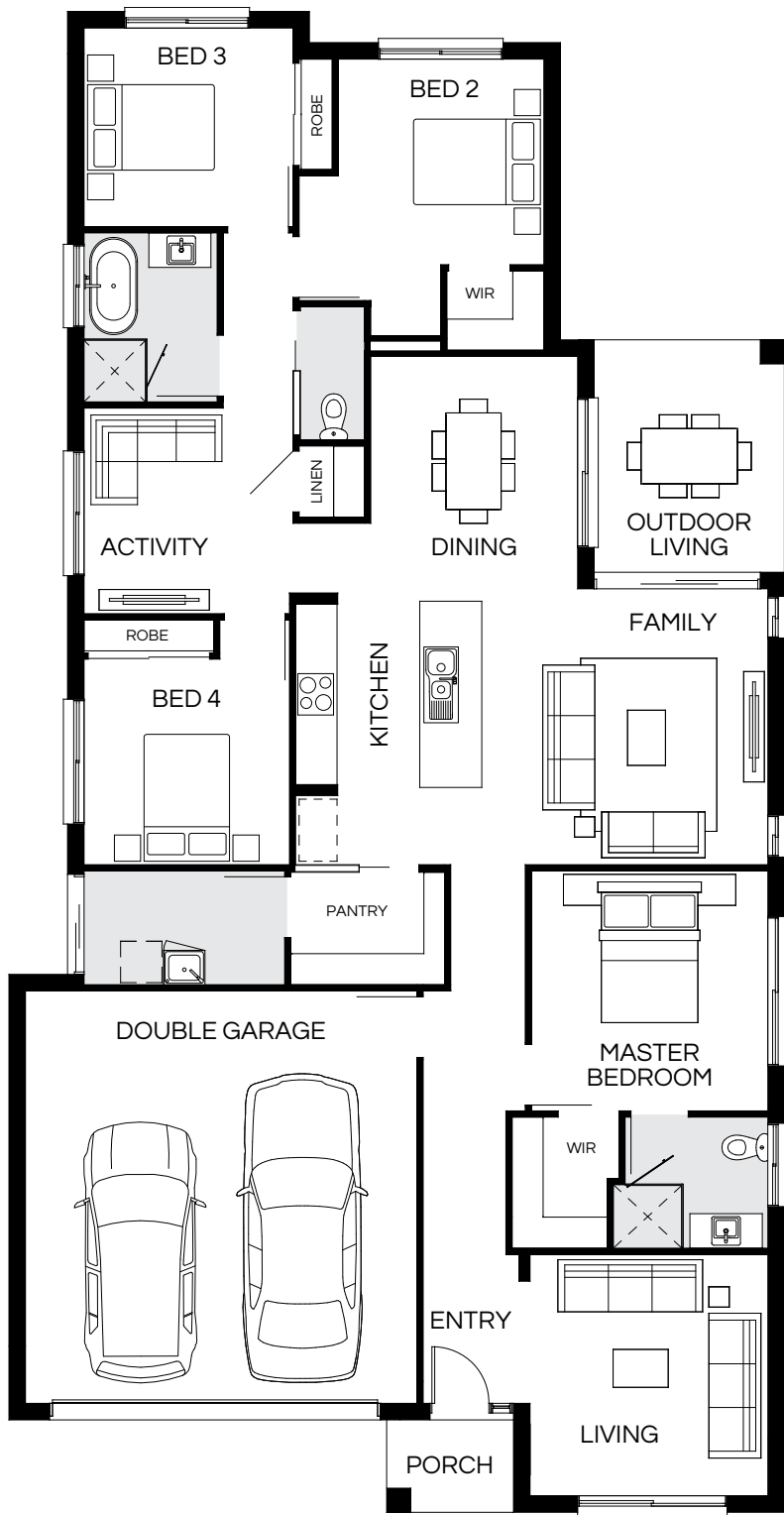
Santorini 30 – North Harbour Estate, Burpengary East





# Santorini 208Q

4  | 3  | 2  | 2 

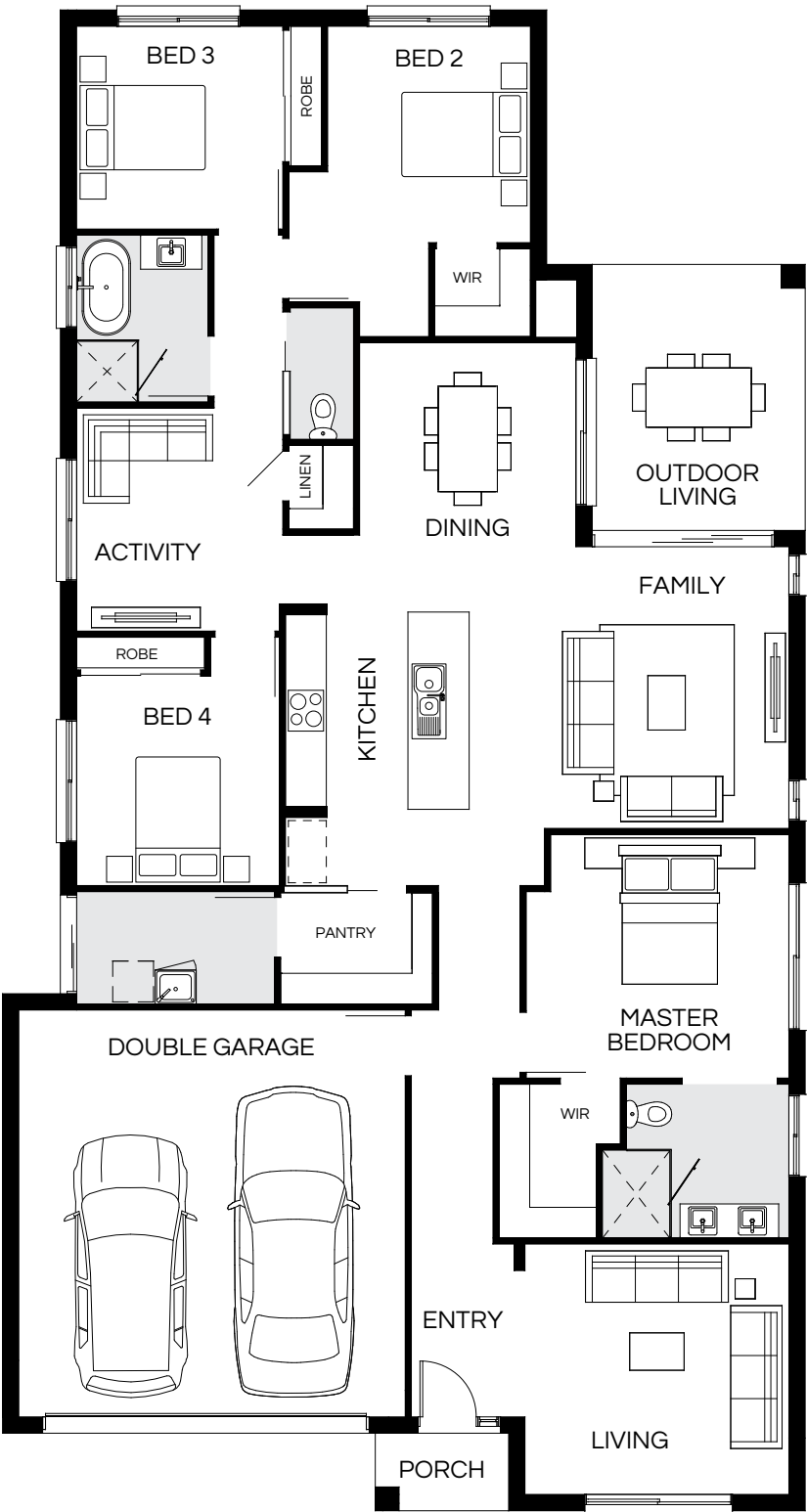


Master Bed	3500 x 3450	Activity	3000 x 3050	Outdoor	3370 x 2760	House Length	21.76m
Bed 2	3000 x 3000	Dining	3560 x 3020			House Width	11.25m
Bed 3	2900 x 3050	Family	4020 x 4160			House Area	208.49m <sup>2</sup> (22.44sq)
Bed 4	3000 x 3000	Media	3520 x 3470			Lot width	12.5m <sup>+</sup>

Floorplan and lot width based on Designer facade. Floorplan is NCC 2022\* compliant\*, indicative only, conceptual in nature and subject to change without notice. Floorplan may depict features and/or other products which are not included in the house design, not included in the house price and/or not available from Coral Homes. All measurements are in millimeters unless otherwise stated. Floorplan measurements are approximate and are not to scale. Lot width is a guide only and may change due to developer covenants and Local Authority guidelines. For more information about terms & conditions, see the "Important Information" on (page 1). \*See NCC Qualification in "Important Information" (page 1).

# Santorini 227Q

4  | 3  | 2  | 2 



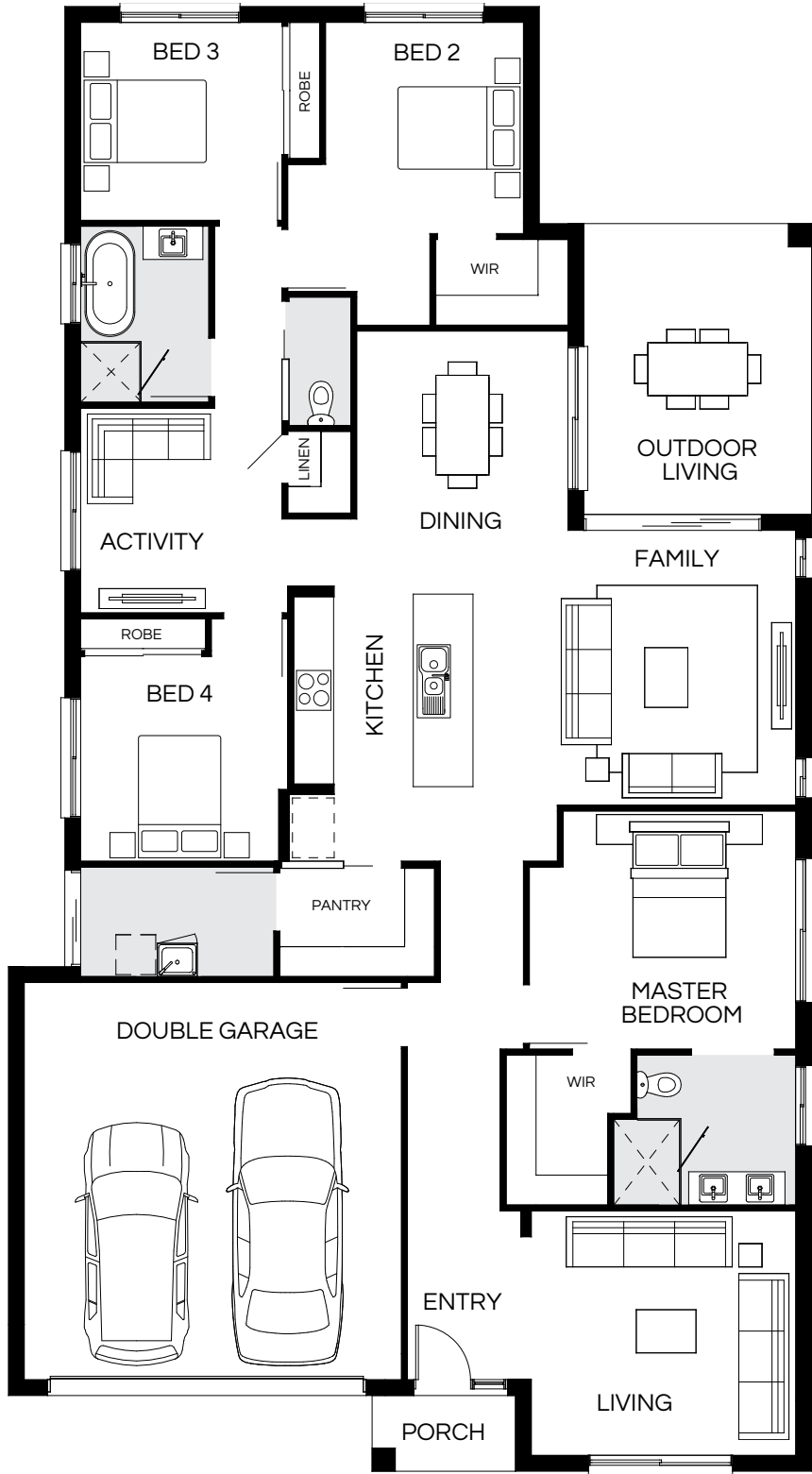
Master Bed	3600 x 3880	Activity	3300 x 3050	Outdoor	3130 x 3910	House Length	22.06m
Bed 2	3000 x 3200	Dining	3970 x 3200			House Width	1180m
Bed 3	3000 x 3050	Family	4160 x 4710			House Area	227.56m <sup>2</sup> (24.50sq)
Bed 4	3100 x 3000	Media	3700 x 3900			Lot width	13.5m <sup>+</sup>

Floorplan and lot width based on Designer facade. Floorplan is NCC 2022\* compliant\*, indicative only, conceptual in nature and subject to change without notice. Floorplan may depict features and/or other products which are not included in the house design, not included in the house price and/or not available from Coral Homes. All measurements are in millimeters unless otherwise stated. Floorplan measurements are approximate and are not to scale. Lot width is a guide only and may change due to developer covenants and Local Authority guidelines. For more information about terms & conditions, see the "Important Information" on (page 1). \*See NCC Qualification in "Important Information" (page 1).



# Santorini 234Q

4  | 3  | 2  | 2 



Master Bed	3600 x 4030	Activity	3100 x 3140	Outdoor	4380 x 3430	House Length	22.06m
Bed 2	3200 x 3000	Dining	3970 x 3200			House Width	12.10m
Bed 3	3000 x 3050	Family	4160 x 4870			House Area	234.98m <sup>2</sup> (25.29sq)
Bed 4	3100 x 3000	Media	3700 x 4000			Lot width	14m <sup>+</sup>

Floorplan and lot width based on Designer facade. Floorplan is NCC 2022\* compliant\*, indicative only, conceptual in nature and subject to change without notice. Floorplan may depict features and/or other products which are not included in the house design, not included in the house price and/or not available from Coral Homes. All measurements are in millimeters unless otherwise stated. Floorplan measurements are approximate and are not to scale. Lot width is a guide only and may change due to developer covenants and Local Authority guidelines. For more information about terms & conditions, see the "Important Information" on (page 1). \*See NCC Qualification in "Important Information" (page 1).

Santorini 30 – North Harbour Estate, Burpengary East







Santorini 30 – North Harbour Estate, Burpengary East

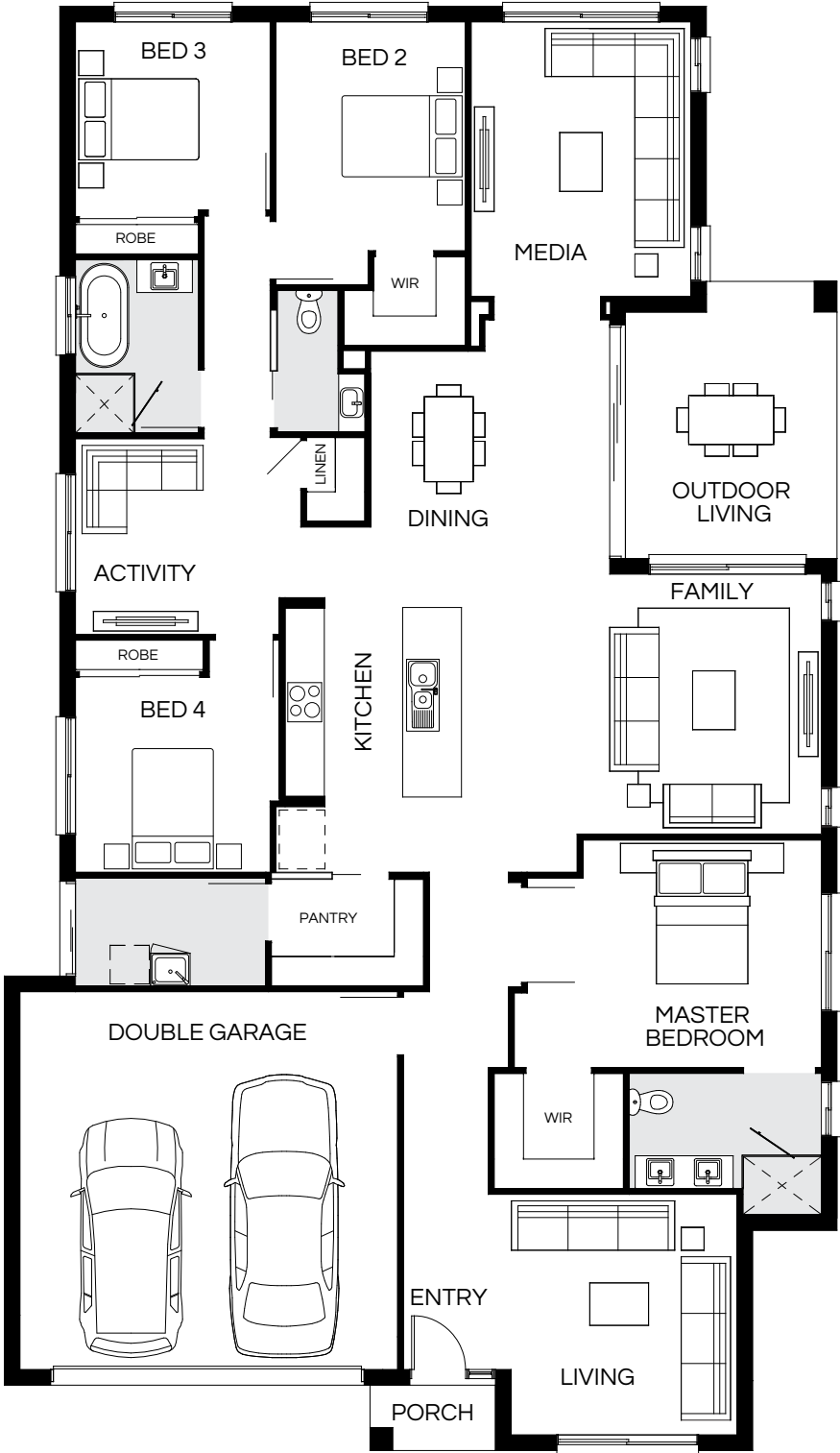


Photography depicts items such as homewares, furniture, finishes, landscaping, fencing and may depict items that are upgraded or not supplied by Coral Homes. Speak with your New Home Consultant for more details.



# Santorini 250Q

4  4  2.5  2 

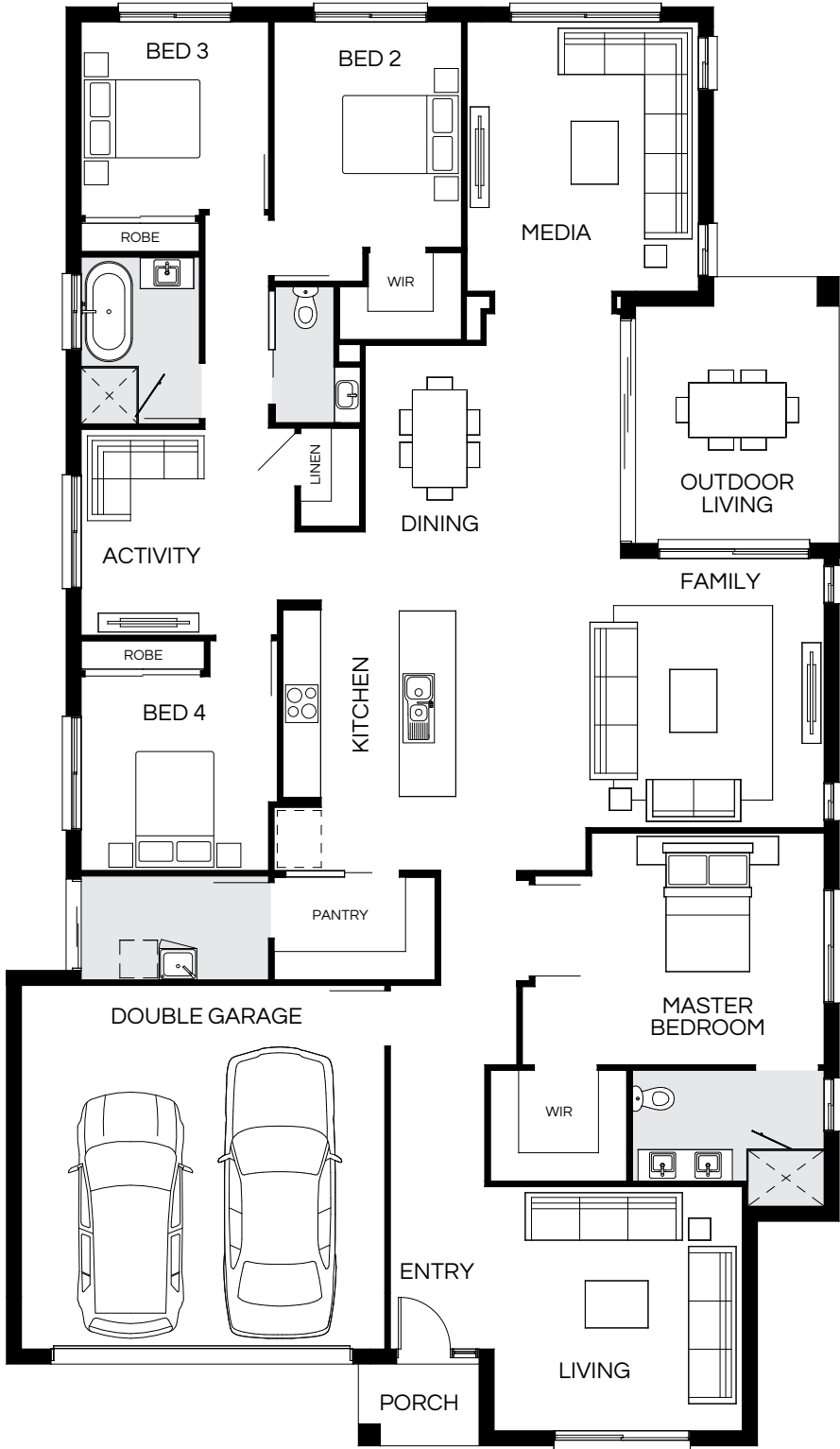


Master Bed	3500 x 4520	Activity	3010 x 3470	Outdoor	4240 x 3740	House Length	22.10m
Bed 2	3520 x 2920	Dining	3930 x 3680			House Width	12.75m
Bed 3	3000 x 3000	Family	4000 x 5520			House Area	250.79m <sup>2</sup> (27.00sq)
Bed 4	3000 x 3140	Media	4220 x 3380			Lot width	14m <sup>+</sup>

Floorplan and lot width based on Designer facade. Floorplan is NCC 2022\* compliant\*, indicative only, conceptual in nature and subject to change without notice. Floorplan may depict features and/or other products which are not included in the house design, not included in the house price and/or not available from Coral Homes. All measurements are in millimeters unless otherwise stated. Floorplan measurements are approximate and are not to scale. Lot width is a guide only and may change due to developer covenants and Local Authority guidelines. For more information about terms & conditions, see the "Important Information" on (page 1). \*See NCC Qualification in "Important Information" (page 1).

# Santorini 268Q

4  4  2  2 



Master Bed	3700 x 4620	Activity	3290 x 3420	Media	4300 x 3700	House Length	22.88m
Bed 2	3600 x 3000	Dining	4235 x 4080	Outdoor	4240 x 3240	House Width	13.25m
Bed 3	3100 x 3000	Family	4300 x 5870			House Area	268.10m <sup>2</sup> (28.86sq)
Bed 4	3100 x 3140	Living	3900 x 3970			Lot width	14.5m <sup>+</sup>

Floorplan and lot width based on Designer facade. Floorplan is NCC 2022\* compliant\*, indicative only, conceptual in nature and subject to change without notice. Floorplan may depict features and/or other products which are not included in the house design, not included in the house price and/or not available from Coral Homes. All measurements are in millimeters unless otherwise stated. Floorplan measurements are approximate and are not to scale. Lot width is a guide only and may change due to developer covenants and Local Authority guidelines. For more information about terms & conditions, see the "Important Information" on (page 1). \*See NCC Qualification in "Important Information" (page 1).





# Santorini 276Q

4 | 4 | 2.5 | 2



Master Bed	4400 x 3870	Activity	3380 x 3770	Media	4150 x 3700	House Length	23.45m
Bed 2	3600 x 3000	Dining	4070 x 4080	Outdoor	4420 x 3240	House Width	13.25m
Bed 3	3000 x 3000	Family	4200 x 5240			House Area	276.79m <sup>2</sup> (29.79sq)
Bed 4	3200 x 3200	Living	3800 x 3850			Lot width	14.5m <sup>+</sup>

Floorplan and lot width based on Designer facade. Floorplan is NCC 2022\* compliant\*, indicative only, conceptual in nature and subject to change without notice. Floorplan may depict features and/or other products which are not included in the house design, not included in the house price and/or not available from Coral Homes. All measurements are in millimeters unless otherwise stated. Floorplan measurements are approximate and are not to scale. Lot width is a guide only and may change due to developer covenants and Local Authority guidelines. For more information about terms & conditions, see the "Important Information" on (page 1). \*See NCC Qualification in "Important Information" (page 1).



# Santorini Facades

14m+ Lot Width

East Hamptons Display Facade



Shoreline



Hamptons Display Facade



St Kilda



Mornington



Designer



Facade images shown are indicative only, conceptual in nature and subject to change. Facade images are to be used as a guide, may depict non-standard items and may not be house specific. Please obtain house specific drawings from your New Home Consultant to assist you in making your facade choice.

Facade images shown are indicative only, conceptual in nature and subject to change. Facade images are to be used as a guide, may depict non-standard items and may not be house specific. Please obtain house specific drawings from your New Home Consultant to assist you in making your facade choice.




# Highlands Series

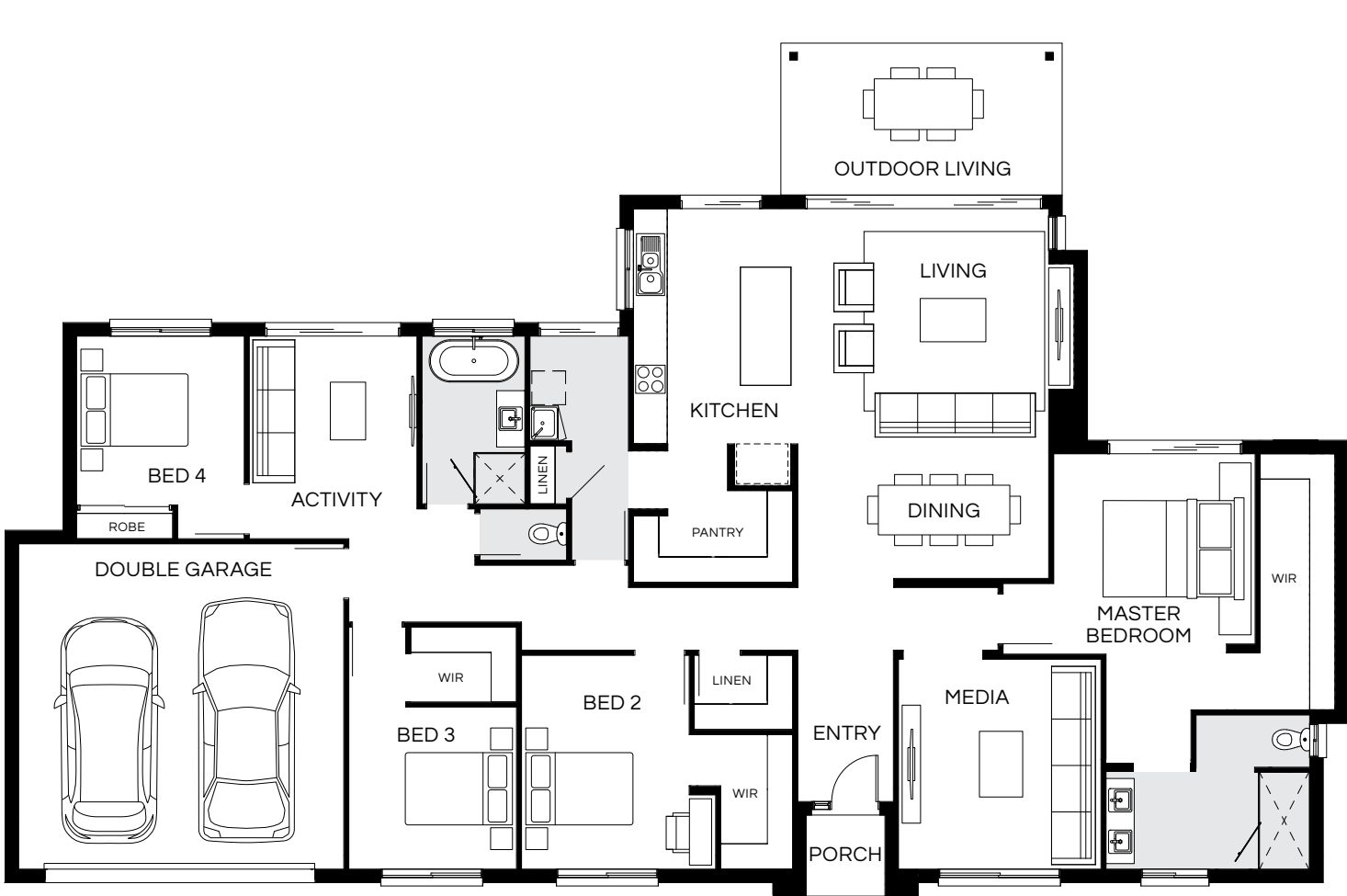
A contemporary take on acreage living, the Highlands Series is a collection of spacious single-storey home designs built for wider blocks of land. With a large alfresco area and three main living spaces, the Highlands Series floorplans have an open-plan flow that brings the outside in.





# Highlands 255Q




4  | 3  | 2  | 2 

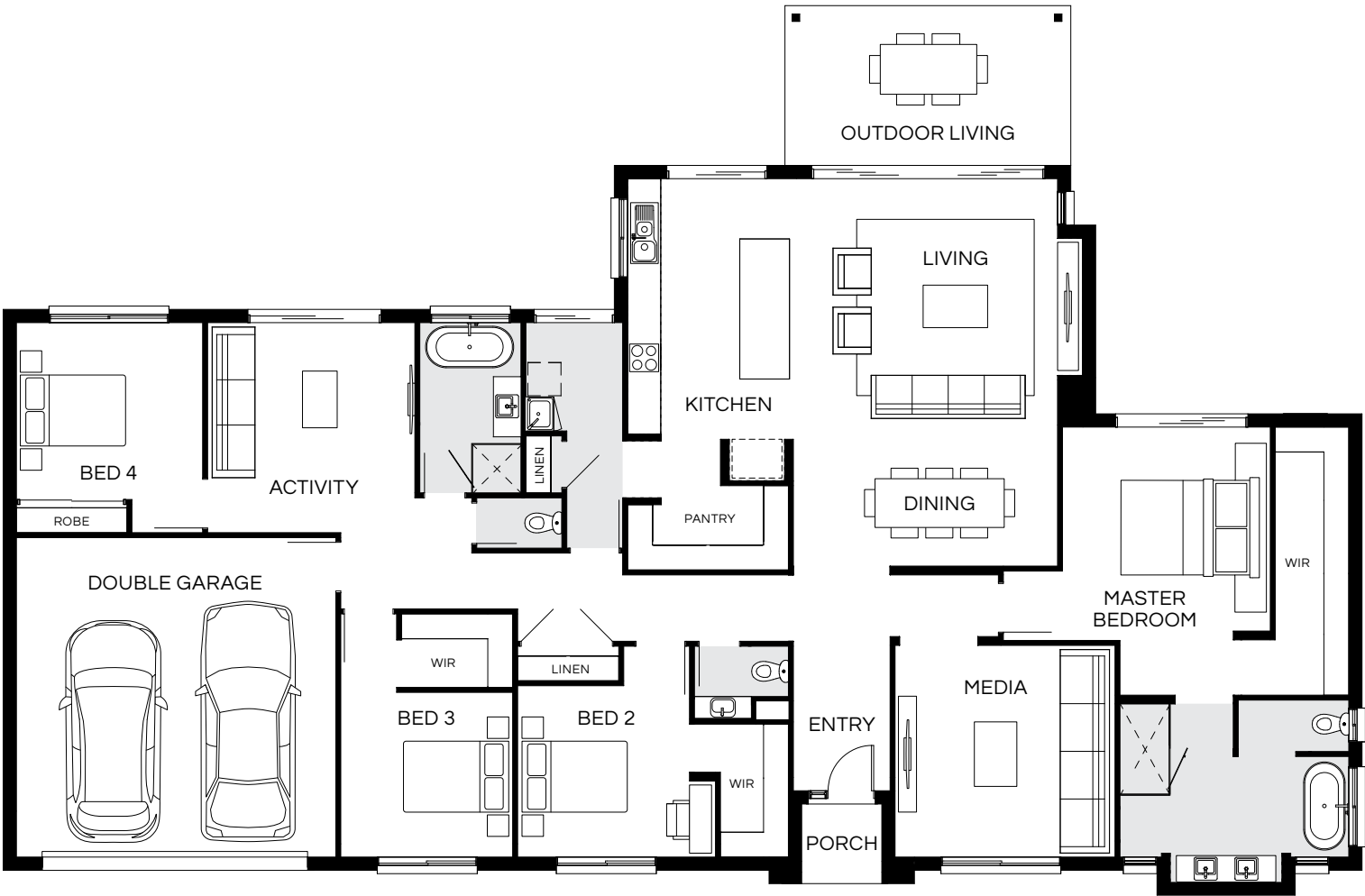


Master Bed	3580 x 3600	Activity	3620 x 3000	Outdoor	2700 x 5000	House Length	15.155m
Bed 2	3820 x 3000	Dining	2770 x 4480			House Width	23.88m
Bed 3	2900 x 3000	Living	3820 x 4590			House Area	255.83m <sup>2</sup> (27.54sq)
Bed 4	3020 x 3000	Media	3750 x 3620			Lot width	28m <sup>+</sup>

Floorplan and lot width based on Designer facade. Floorplan is NCC 2022\* compliant\*, indicative only, conceptual in nature and subject to change without notice. Floorplan may depict features and/or other products which are not included in the house design, not included in the house price and/or not available from Coral Homes. All measurements are in millimeters unless otherwise stated. Floorplan measurements are approximate and are not to scale. Lot width is a guide only and may change due to developer covenants and Local Authority guidelines. For more information about terms & conditions, see the "Important Information" on (page 1). \*See NCC Qualification in "Important Information" (page 1).

# Highlands 279Q

4  | 3  | 2.5  | 2 






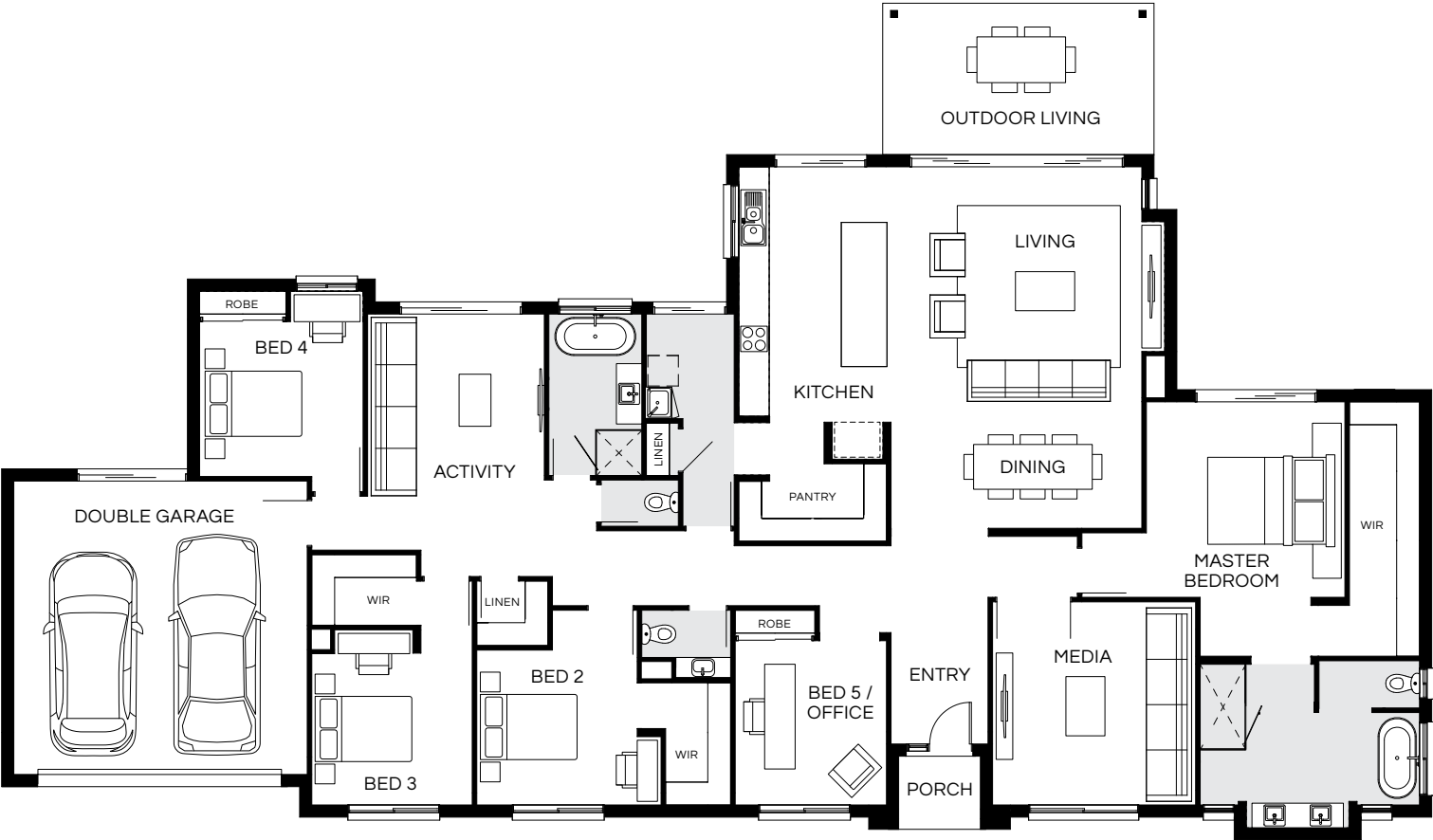
Master Bed	3880 x 3780	Activity	3820 x 3770	Outdoor	2900 x 5200	House Length	16.105m
Bed 2	3120 x 3130	Dining	2850 x 4800			House Width	24.59m
Bed 3	3000 x 3130	Living	4180 x 4800			House Area	279.52m <sup>2</sup> (30.09sq)
Bed 4	3220 x 3390	Media	3850 x 4000			Lot width	29m <sup>+</sup>

Floorplan and lot width based on Designer facade. Floorplan is NCC 2022\* compliant\*, indicative only, conceptual in nature and subject to change without notice. Floorplan may depict features and/or other products which are not included in the house design, not included in the house price and/or not available from Coral Homes. All measurements are in millimeters unless otherwise stated. Floorplan measurements are approximate and are not to scale. Lot width is a guide only and may change due to developer covenants and Local Authority guidelines. For more information about terms & conditions, see the "Important Information" on (page 1). \*See NCC Qualification in "Important Information" (page 1).



# Highlands 306Q

5  | 3  | 2.5  | 2 



Master Bed	3870 x 3930	Activity	4670 x 3500	Outdoor	3000 x 5350	House Length	16.50m
Bed 2	3070 x 3180	Dining	2940 x 4960			House Width	28.17m
Bed 3	3000 x 3180	Living	4200 x 5030			House Area	306.42m <sup>2</sup> (32.98sq)
Bed 4	3070 x 3240	Media	4020 x 4020			<b>Lot width</b>	<b>32.5m*</b>
Bed 5 / Office	3255 x 3000						

Floorplan and lot width based on Designer facade. Floorplan is NCC 2022\* compliant\*, indicative only, conceptual in nature and subject to change without notice. Floorplan may depict features and/or other products which are not included in the house design, not included in the house price and/or not available from Coral Homes. All measurements are in millimeters unless otherwise stated. Floorplan measurements are approximate and are not to scale. Lot width is a guide only and may change due to developer covenants and Local Authority guidelines. For more information about terms & conditions, see the "Important Information" on (page 1). \*See NCC Qualification in "Important Information" (page 1).

Highlands 36 – Everleigh Estate, Greenbank



Highlands 36 – Everleigh Estate, Greenbank



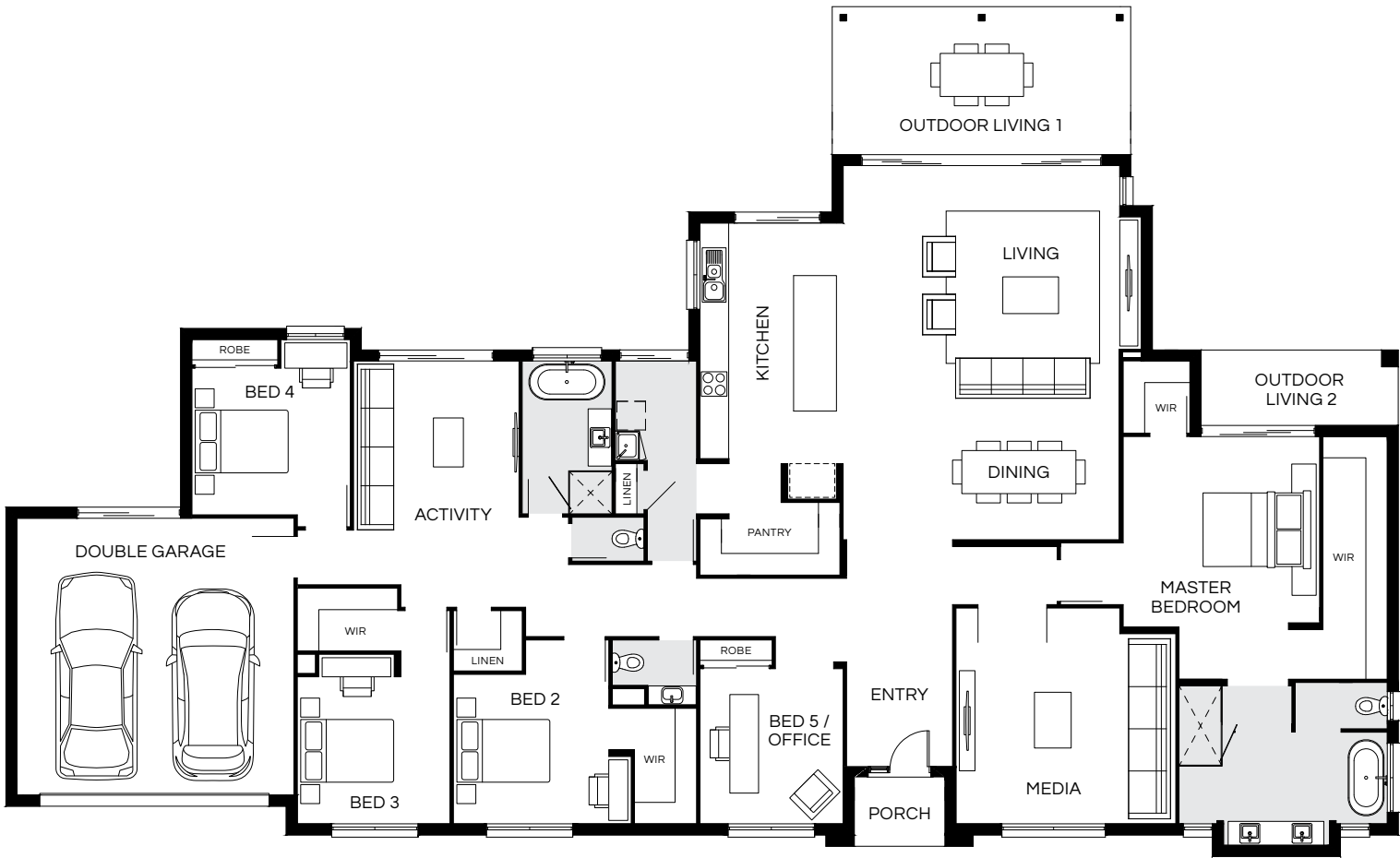
Photography depicts items such as homewares, furniture, finishes, landscaping, fencing and may depict items that are upgraded or not supplied by Coral Homes. Speak with your New Home Consultant for more details.





# Highlands 338Q

5 | 3 | 2.5 | 2






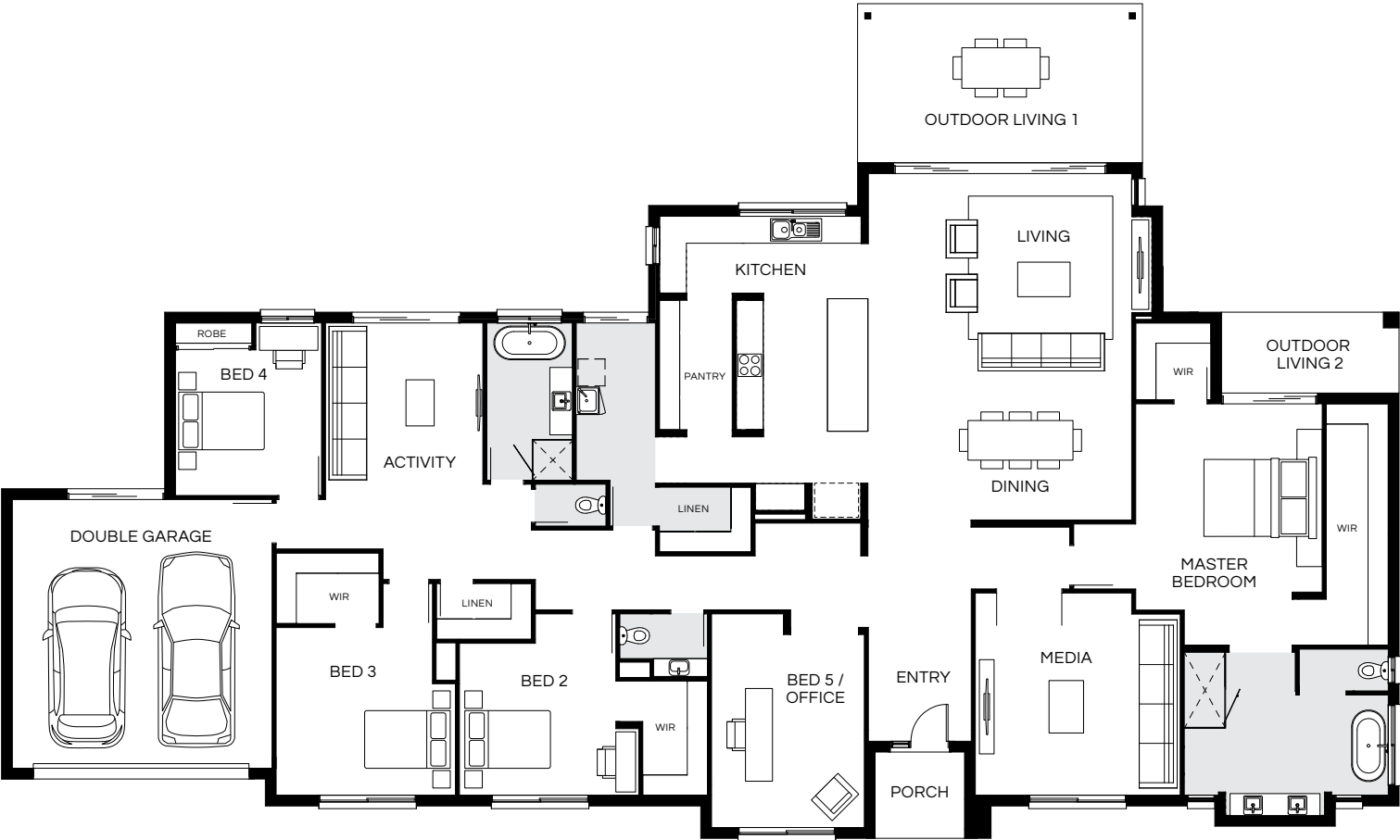
Master Bed	3990 x 4110	Activity	4685 x 3460	Outdoor 1	3100 x 6250	House Length	17.79m
Bed 2	3130 x 3250	Dining	3030 x 5790	Outdoor 2	1580 x 4130	House Width	29.15m
Bed 3	3050 x 3200	Living	4800 x 5790			House Area	338.92m <sup>2</sup> (36.48sq)
Bed 4	3070 x 3320	Media	4520 x 4600			<b>Lot width</b>	<b>33.5m<sup>+</sup></b>
Bed 5 / Office	3250 x 3000						

Floorplan and lot width based on Designer facade. Floorplan is NCC 2022\* compliant\*, indicative only, conceptual in nature and subject to change without notice. Floorplan may depict features and/or other products which are not included in the house design, not included in the house price and/or not available from Coral Homes. All measurements are in millimeters unless otherwise stated. Floorplan measurements are approximate and are not to scale. Lot width is a guide only and may change due to developer covenants and Local Authority guidelines. For more information about terms & conditions, see the "Important Information" on (page 1). \*See NCC Qualification in "Important Information" (page 1).



# Highlands 385Q

5  | 3  | 2.5  | 2 



Master Bed	4610 x 4170	Activity	5050 x 3520	Outdoor 1	3500 x 6340	House Length	18.535m
Bed 2	3400 x 3500	Dining	3100 x 5880	Outdoor 2	1800 x 3950	House Width	31.10m
Bed 3	3750 x 3500	Living	4630 x 5880			House Area	385.24m <sup>2</sup> (41.47sq)
Bed 4	3260 x 3270	Media	4520 x 4580			<b>Lot width</b>	<b>35m*</b>
Bed 5 / Office	4315 x 3420						

Floorplan and lot width based on Designer facade. Floorplan is NCC 2022\* compliant\*, indicative only, conceptual in nature and subject to change without notice. Floorplan may depict features and/or other products which are not included in the house design, not included in the house price and/or not available from Coral Homes. All measurements are in millimeters unless otherwise stated. Floorplan measurements are approximate and are not to scale. Lot width is a guide only and may change due to developer covenants and Local Authority guidelines. For more information about terms & conditions, see the "Important Information" on (page 1). \*See NCC Qualification in "Important Information" (page 1).

Highlands 36 – Everleigh Estate, Greenbank



Highlands 36 – Everleigh Estate, Greenbank



Photography depicts items such as homewares, furniture, finishes, landscaping, fencing and may depict items that are upgraded or not supplied by Coral Homes. Speak with your New Home Consultant for more details.



# Highlands Facades

33.5m+ Lot Width

Lodge Display Facade



Hamptons



East Hamptons



Designer



Facade images shown are indicative only, conceptual in nature and subject to change. Facade images are to be used as a guide, may depict non-standard items and may not be house specific. Stone and Stained Timber not included. Please obtain house specific drawings from your New Home Consultant to assist you in making your facade choice.

Facade images shown are indicative only, conceptual in nature and subject to change. Facade images are to be used as a guide, may depict non-standard items and may not be house specific. Please obtain house specific drawings from your New Home Consultant to assist you in making your facade choice.



# Find Out More



## Website

Want to see more of our home designs?  
Visit our website [coralhomes.com.au](https://coralhomes.com.au)



## Virtual Village

Not enough time to visit our Estates?  
Take an online tour at [coralhomes.com.au/virtual-tours](https://coralhomes.com.au/virtual-tours)



## Social

Connect with us! We update our social network with the best home inspiration, new releases, offers and more!

**CORAL**  
**HOMES**





# Why Coral Homes?

---

Our foundation was built on transparency, trust and exceptional customer service. Having built over 25,000 homes across three decades, our customers receive a fixed price guarantee, independent quality checks and so much more.



## 33 Years Experience

Over 25,000 families have trusted us to build their family home. Providing a high level of quality, value for money, security and transparency, is why we are one of Australia's largest home builders today.



## Fixed Price Guarantee

We understand the financial commitments around building a home and provide you with peace of mind by offering contracts with a Fixed Price Guarantee\* upfront.



## Independent Quality Inspections

We have a stringent seven step Quality Assurance process to ensure we build each and every home to a high quality. This process includes an independent quality inspection.



## HIA Professional Major Builder

We're a proud two-time winner of the HIA Professional Major Builder Award, the industry's most prestigious award. We equally value what our customers have to say so we are honoured to be named Product Reviews' 2021 & 2022 winners for customer satisfaction.

# CORAL HOMES

\*The fixed price guarantee is in respect to the cost of construction of your house and associated site works in accordance with the specifications of your contract. Coral Homes reserves the right to vary, terminate or suspend the operation of the Fixed Price Guarantee offer in its absolute discretion, without notice.

---

[coralhomes.com.au](https://coralhomes.com.au)

---