

CORAL HOMES

Designer Inclusions

Queensland



OPTION ONE

Designer Solutions Price Reduction

Take up to

\$30,000*

off double storey homes

Looking for the lowest price? Select Option One and receive a Price Reduction to help you build your new home sooner!



Take up to

\$30,000*

off double storey homes

or



Take up to

\$20,000*

off single storey homes

*The Option 1 'Price reduction' - Take up to \$30,000 off Double storey homes shown is based on the Atlanta 474Q home design with Designer facade and take up to \$20,000 off Single storey homes shown is based on the Highlands 338Q home design with Designer facade. Price reductions are based on homes with Designer inclusions in the Brisbane, Gold Coast, Sunshine Coast and Hervey Bay regions in which the average price reduction in these areas is listed within the terms and conditions of Coral Homes website. Full terms and conditions can be found at www.coralhomes.com.au/terms-conditions. Photography depicts non-standard items such as facade upgrades, window treatments, doors, feature lighting, and other items subject to additional charge or which may not be available. Other items such as landscaping and fencing are not supplied by Coral Homes.

OPTION TWO



Designer Solutions Premium Upgrades

From only

\$2,999#

for extra premium upgrades

Looking for a little more luxury? Choose Option Two and enjoy our most popular premium upgrades from only \$2,999#



900mm Kitchen Appliances



2550mm High Ceilings



Carpet from
Builder's Standard Range



Ceramic Floor Tiling from
Builder's Standard Range

*Option 2 'Premium Upgrades' from \$2,999 is based on Narrow lot home designs across Brisbane, Gold Coast, Sunshine Coast and Hervey Bay regions. Acreage, Traditional and Double Storey homes are \$5,999 at an additional cost across these regions. Carpet to be selected from the builder's standard range selected from Carpet Call's "Rumble" range. Photography may depict non-standard items such as Caesarstone® benchtops, cabinetry finishes, flooring, window treatments, bi-fold door, stacker doors, ceiling heights, carpet, feature lighting, tapware, sinks, tiling, homewares, furniture, appliances, wallpaper, landscaping, fencing and other items which Coral Homes may not offer or are subject to additional charge. Please speak with your Coral Homes New Home Consultant for more details or for full terms and conditions visit www.coralhomes.com.au/terms-conditions.



Option One Price Reduction

Take up to

\$30,000*

off double storey homes



Option One Price Reduction

Take up to

\$20,000*

off single storey homes



*The "Option 1" Price reduction offer - Double storey price reduction shown is based on the Atlanta 4740 home design with Designer facade and single storey price reduction shown is based on the Highlands 3380 home design with Designer facade. Price reductions are based on homes with Designer inclusions in the Brisbane, Gold Coast, Sunshine Coast and Hervey Bay regions in which the average price reduction in these areas is listed within the terms and conditions of Coral Homes website. Full terms and conditions can be found at www.coralhomes.com.au/terms-conditions.

Photography depicts non-standard items such as stone cladding, feature timber and brick, render finish, porch tiling window treatments, two external paint colours, garage door profile and finish, pergola, paving, Colorbond® roof, feature entry door, driveway, feature lighting and other items subject to additional charge or which may not be available. Other items such as homewares, furniture, landscaping and fencing are not supplied by Coral Homes.

DESIGNER SOLUTIONS OPTION ONE

DESIGNER SOLUTIONS OPTION ONE

Option Two 900mm Appliances

Upgrade the heart of your home with 900mm stainless steel Kitchen Appliances. Choose from a freestanding cooker or underbench oven with ceramic cooktop. Plus, three rangehood options.



Santorini 30 – North Harbour Estate, Burpengary East



Select from two Oven options

OPTION ONE

Technika Freestanding Cooker

900mm dual fuel stainless steel freestanding cooker with eight innovative cooking functions, five burners and a spacious 105 litre capacity electric oven



or

OPTION TWO

Technika Built-In Oven

900mm stainless steel electric built-in oven, ten cooking functions and a large 100 litre capacity, complete with removable triple glazed cool touch door



Technika Frameless Ceramic Cooktop

A modern 900mm frameless black ceramic glass electric cooktop that's easy to clean with five cooking zones and sensor touch control



Select from three Rangehood options

OPTION ONE

Technika Rangehood – Sensor Touch

A modern 900mm stainless steel wall mounted externally ducted canopy rangehood, two energy efficient LED lamps and sensor touch control



or

OPTION TWO

Technika Rangehood – Push Button

900mm stainless steel wall mounted externally ducted canopy rangehood, with three speed push button electric control, two halogen globes



or

OPTION THREE

Slideout Stainless Steel Rangehood

900mm front slideout rangehood externally ducted with three speeds (only available with full width overhead cupboards option)





Option Two 2550mm High Ceilings

Make a statement and create space with 2550mm high ceilings for single storey homes and lower floor of double storey homes.

Option Two Carpet & Ceramic Tiling

For a limited time, select from builder's standard range of carpet and 450mm x 450mm glazed ceramic tiles to perfectly complement your dream home.



DESIGNER SOLUTIONS OPTION TWO

DESIGNER SOLUTIONS OPTION TWO





Designer Standard Inclusions

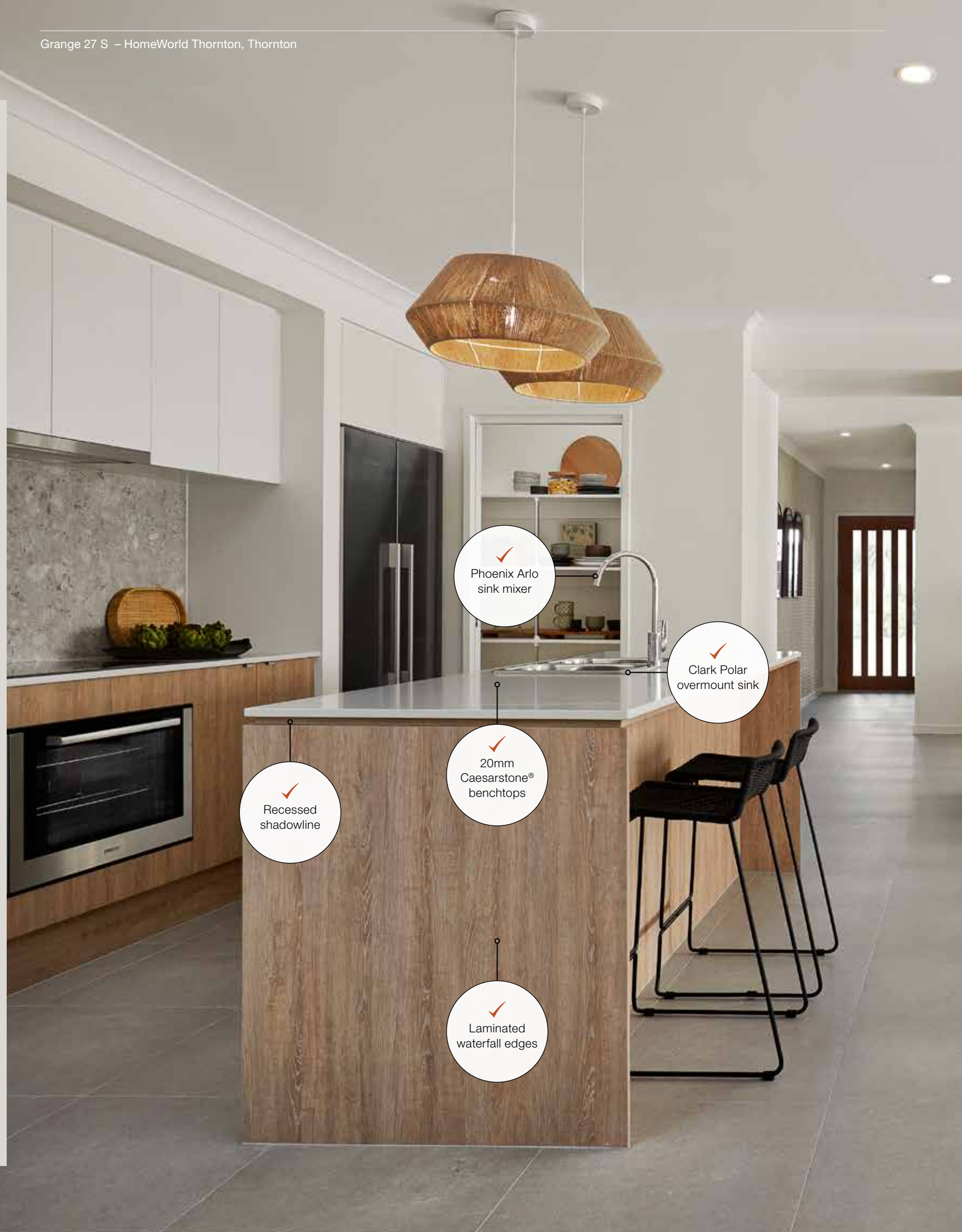
Pre-Construction

- Building Insurance** - QBCC (QLD) building insurance fee as per legislation
- Engineering**
 - Soil report and contour survey
 - Engineer's slab design
 - Allowance for building application fees (*region specific*)
- Site Management**
 - Temporary fencing (*site specific*)
 - Earthworks up to 500mm of combined cut and fill to produce an even cut and fill
- Connections**
 - Allowance made for connection to services of water, sewerage, stormwater and electricity (*site specific*)
 - Surface water grates (*site specific*)
 - Telephone provision (*site specific*)

Structural

- Frame and Slab**
 - Truecore® steel frame and Colorbond® roof (*home specific*)
 - Termite treated structural timber frame and roof trusses (*home specific*)
 - Concrete engineer designed slab to suit 'S' class soil classification (*no allowances for piling or retaining walls – region specific*)
 - Concrete slab to suit up to 'M' class soil classification (*Hervey Bay region*)





✓
Recessed shadowline

✓
20mm Caesarstone® benchtops

✓
Laminated waterfall edges

✓
Phoenix Arlo sink mixer

✓
Clark Polar overmount sink

Kitchen

Benchtops, Mixers, Sinks & Appliances

Caesarstone® Benchtops

20mm Caesarstone® benchtops in a range of Crystalline silica-free colours



Laminated Waterfall Edges

16mm laminated waterfall edges

AND/OR

Recessed Shadowline

Add a recessed shadowline to your island benchtops



Sink Mixer

A choice of quality sink mixers:

- Caroma Cirrus
- Phoenix Arlo



Caroma Cirrus



Phoenix Arlo

Sink

A choice of quality stainless steel sinks to compliment your island benchtop:

- Clark Punch stainless steel 1.75 bowl inset kitchen sink
- Clark Polar overmount double bowl kitchen sink



Clark Punch 1.75 inset sink



Clark Polar overmount sink

Appliances

Technika Stainless Steel Rangehood

600mm stainless steel wall mounted canopy rangehood with three speeds, two LED lamps and ducted externally



Technika Stainless Steel Rangehood

Technika Stainless Steel Oven

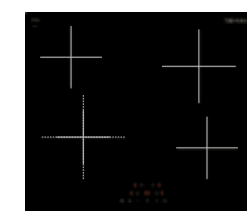
600mm stainless steel electric under bench oven with five cooking functions and 62 litre capacity, complete with removable triple glazed cool touch door



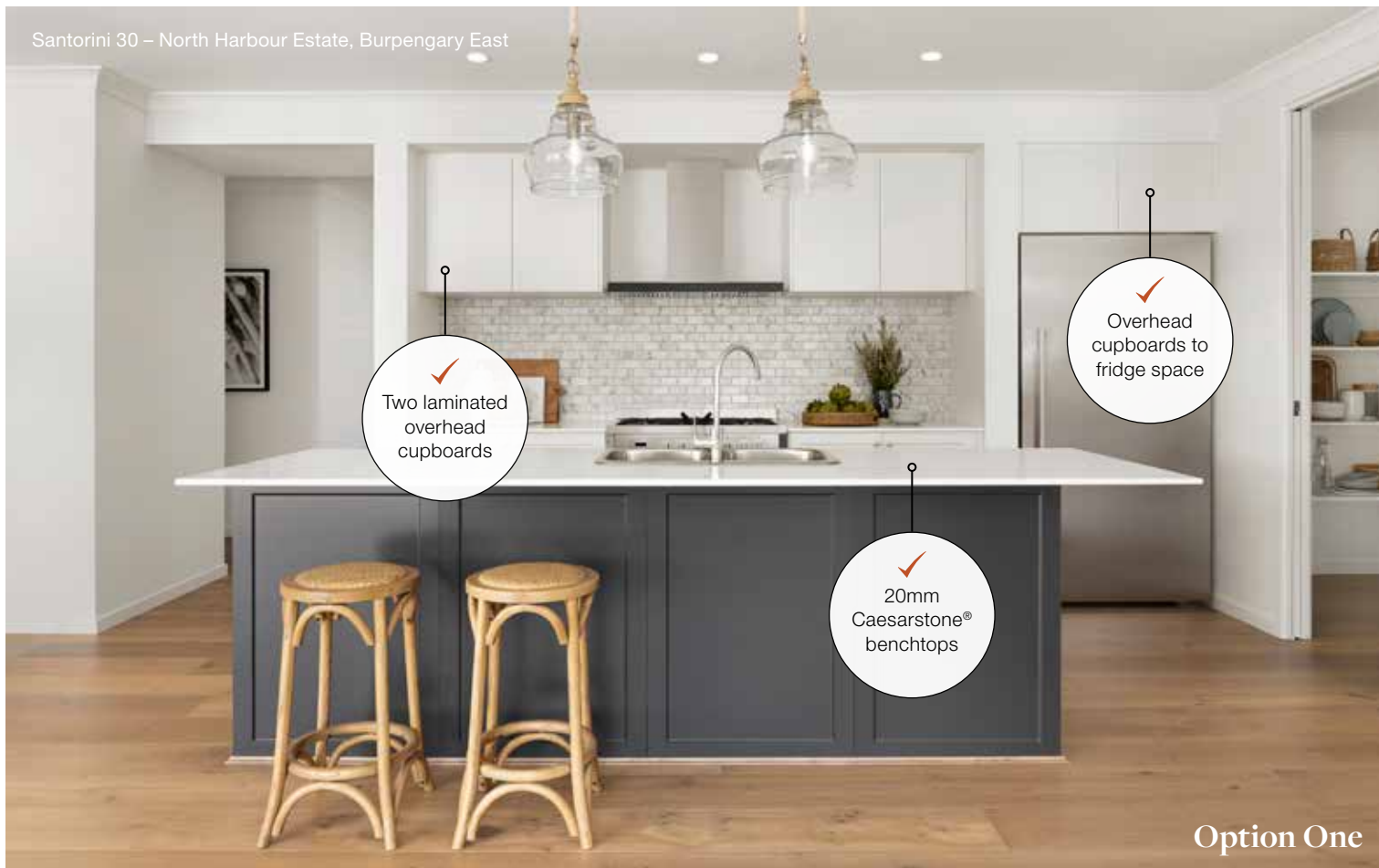
Technika Stainless Steel Oven (as shown)

Technika Ceramic Glass Cooktop

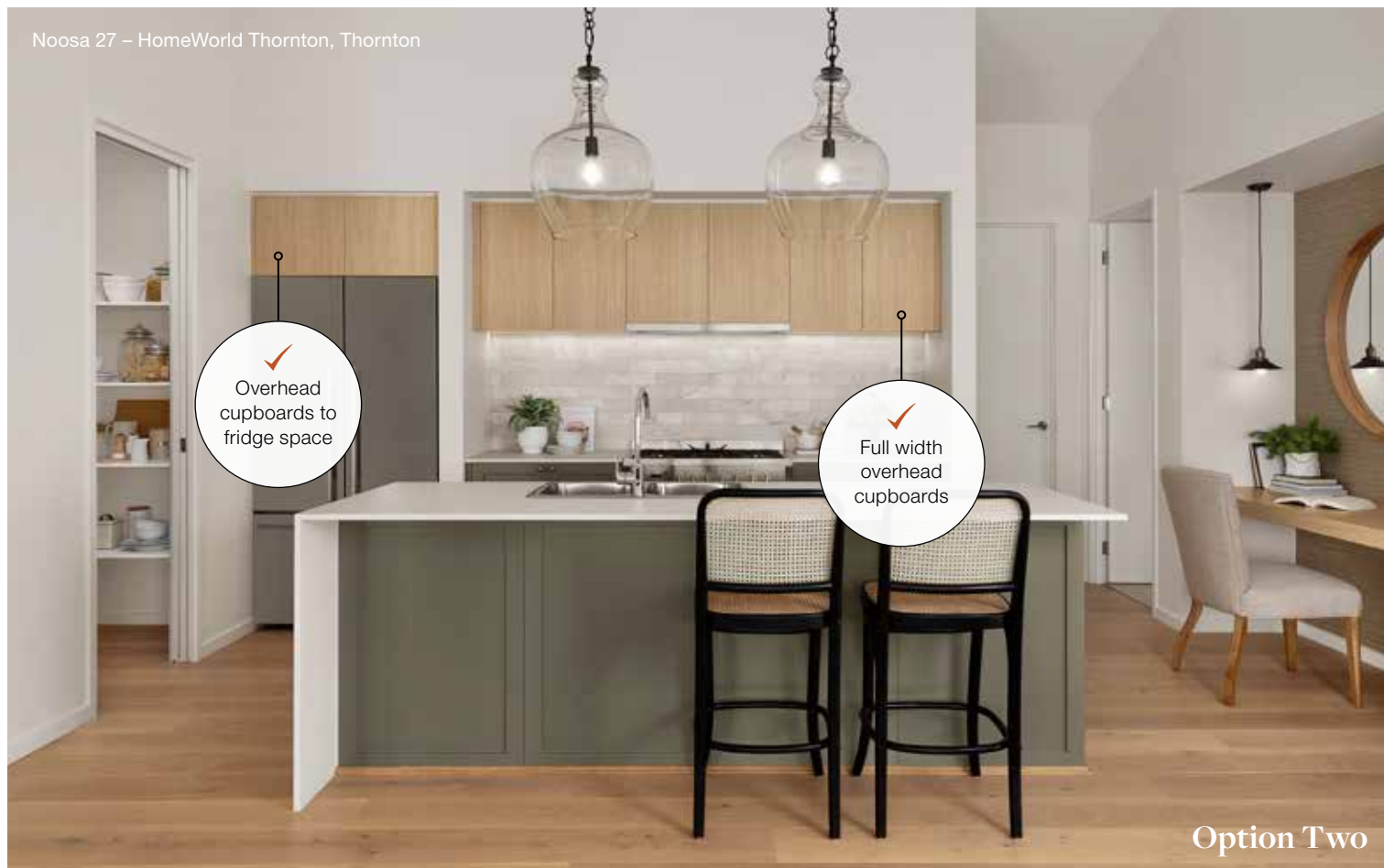
600mm frameless ceramic glass cooktop with four cooking functions and touch control



Technika Ceramic Glass Cooktop (as shown)



Option One



Option Two

Kitchen Overhead Cupboards

OPTION ONE

Two Door
Two stylish laminated 'handle-less' style overhead cupboards (each side of rangehood)


OR

OPTION TWO

Full Width
Spacious laminated 'handle-less' style overhead cupboards that extend the full width of rear bench (push to open above rangehood) with bonus 600mm slideout rangehood


Bonus

Slideout Rangehood
Receive a 600mm front slideout rangehood with three speeds (externally ducted)



Optional

Vertical Woodgrain Finish
Capture the colours, textures and detail of natural timber with the option of a vertical woodgrain finish to your overhead cupboards




Fridge Space
Two door laminated 'push to open' overhead cupboards above fridge space for additional storage

Soft Close Hinges
Soft close hinges to all drawers, underbench and overhead cupboards

Kitchen Handles, Provisions & Pantry

Handles

Choice of handles from the standard builder's range to drawers and doors beneath benches

Empoli



Bell Knob



Matane



Plus more



Drawers

One bank of four cutlery drawers

Provisions

Provision for under bench microwave space with pot drawer and dishwasher (not fully-lined)

Doors to underside of cooktop bench or island bench

Pantry Shelves

Keep your kitchen clutter free with four shelves within the pantry

Pantry Door

Out of sight, out of mind with a 2040mm hinged flush panel door (home specific)



Kitchen Splashback

OPTION ONE

Window Splashback

Bring the outside in and soak in the sunshine with a window splashback (home specific)



or

OPTION TWO

Tiled Splashback

Add a touch of luxury with a tiled splashback from the builder's standard range (home specific)





✓
2100mm
tile height to
vanity wall

✓
Semi-frameless
shower screen

✓
20mm
Caesarstone®
benchtops

✓
Caroma Luna
inset basin

✓
Custom wall
hung vanity

Bathroom & Ensuite Caesarstone® Benchtops & Vanities

Caesarstone® Benchtops

20mm Caesarstone® benchtops in a range of Crystalline silica-free colours



OPTION ONE

Wall Hung Vanity

20mm Caesarstone® benchtop with custom designed wall hung vanity and soft close hinges
Recessed shadowline (optional)

or

OPTION TWO

Full Height Vanity

20mm Caesarstone® benchtop with custom designed full height vanity and soft close hinges
Recessed shadowline (optional)

Vanity Wall Tiling

2100mm tile height to vanity wall

Vanity Handles

Choice of handles from builder's standard range to doors beneath selected vanity

Empoli



Bell Knob



Matane



Plus more



✓
Custom full
height vanity

Bathroom & Ensuite Mixers, Basins & Showers

OPTION ONE

Basin Mixer

Phoenix Arlo basin mixer
(hob mounted)

Basin

Caroma Tribute inset basin square with tap landing with chrome pop up waste and overflow



Phoenix Arlo basin mixer



Caroma Tribute inset basin - Square

OR

OPTION TWO

Basin Mixer

Phoenix Arlo wall mounted basin mixer

Basin

A choice of inset basins with chrome pop up waste and overflow:

- Clark inset basin - Round
- Clark inset basin - Square
- Caroma Luna



Phoenix Arlo wall basin mixer



Clark inset basin - Round



Clark inset basin - Square



Caroma Luna inset basin

Shower Mixer


Phoenix Arlo shower wall mixer (as shown)

Rail Shower

Phoenix Vivid 5 function chrome rail shower

Shower Screen

Semi-frameless shower screen



Phoenix Arlo shower wall mixer



Phoenix Vivid 5 function rail shower

Bathroom & Ensuite Accessories & Toilet Suite

Accessories

Phoenix Radii round or square chrome toilet roll holders with the choice of either robe hooks or a 600mm double towel rail

Toilet Suite

The Posh Solus round close coupled toilet suite features smooth lines for easy cleaning and is perfect for busy families



Phoenix Radii Round toilet roll holder, robe hook and double towel rail - Chrome



Phoenix Radii Square toilet roll holder, robe hook and double towel rail - Chrome

Powder Room Benchtop, Basin & Mixer

(Home specific)

Drop Front Vanity

350mm laminated drop front vanity in a range of colours

Basin Mixer

Phoenix Arlo basin mixer (hob mounted)

Basin

Caroma Tribute inset basin square with tap landing and chrome pop up waste and overflow



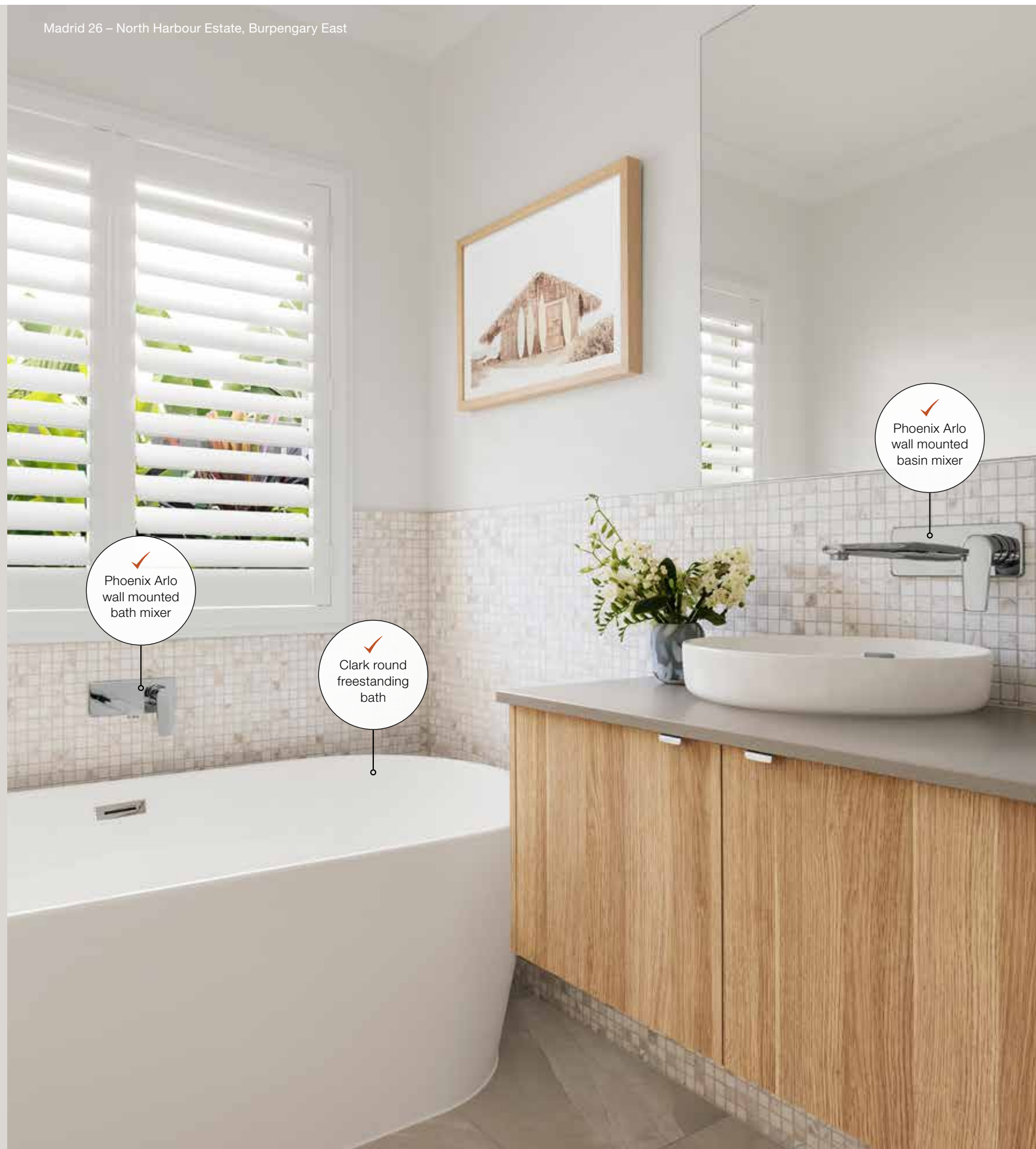
Phoenix Arlo basin mixer



Caroma Luna inset basin



✓
350mm laminated drop front vanity



✓
Phoenix Arlo wall mounted bath mixer

✓
Clark round freestanding bath

✓
Phoenix Arlo wall mounted basin mixer

Bathroom & Ensuite Mixers, Baths & Mirrors

Bath Mixer

Phoenix Arlo wall mounted bath mixer

Freestanding Bath

Freestanding bath with overflow and chrome waste (*home specific*)



Phoenix Arlo wall bath mixer



Clark round freestanding bath

Mirrors

Frameless polished edge mirrors to full width of vanity

Privacy Glass

Satinlite obscure glass to bathroom and ensuite windows

Optional

Mirror Extended Over Bath

700mm high polished edge mirror extending from vanity over bath (*as shown – home specific*)



✓
700mm high polished edge mirror over bath

✓
Caroma Luna inset basin



Interior





Internal Doors, Handles & Paint

Flush Panel Doors

2040mm Flush Panel internal doors

Door Handles


Choice of Gainsborough chrome passage and privacy internal door handles




Plus more

Paint

Durable three coat premium paint system to internal walls. Two coat gloss aquanamel paint to interior mouldings and doors and two coat paint system to ceilings and cornice



✓
Three coat paint system to internal walls



Interior

Ceiling, Storage & Wardrobes

Ceiling Height

2400mm high ceilings throughout your home

Linen Cupboards

Four shelves to linen cupboards for increased storage

Framed Vinyl Sliding Doors

2100mm high framed vinyl sliding door (home specific)

or

Hinged Doors

2040mm flush panel hinged doors (home specific)

Walk-in Robes (home specific)

One shelf to robes with chrome hanging rail

Wardrobes (home specific)

One shelf to robes with chrome hanging rail

Framed Vinyl Sliding Doors

2100mm high framed vinyl sliding doors (home specific)

or

Mirror Sliding Doors to bedroom wardrobes

(home specific)



Four shelves to linen cupboards

Santorini 30 – North Harbour Estate, Burpengary East



✓
600mm high
ceramic tiling

✓
Extended
laminated
benchtop

✓
760mm
laminated
cabinet

Interior

Technology, Electrical & Laundry

National Broadband Network

Provision for NBN communication equipment within the garage

Power Points

One double USB charge point on a double power point

Electrical

Light points and double powerpoints throughout the home for practicality with one TV point for single storey homes and two TV points for double storey homes



National Broadband Network



USB charge power point

Laundry Benchtop (*home specific*)

Have an organised and functional laundry with an extended laminated laundry benchtop (*up to 1300mm – as shown*)

Laundry Cabinet

760mm laminated laundry cabinet with drop in tub, chrome mixer tap (as shown) and soft close hinges

Recessed shadowline (*optional*)

Laundry Tiling

600mm high ceramic tiling to cabinet splashback



✓
Chrome
mixer tap

✓
45 litre
stainless steel
drop in tub

Exterior Roof, Pitch, Frame & Garage



Roof Covering *(home specific)*

Designer profile concrete roof tiles with Colorbond® fascia and gutters

Roof Pitch

Added street appeal with a 25° roof pitch *(home specific)*

Roof Eaves

450mm eaves *(home specific)*

Timber Frame *(home specific)*

Build with confidence in the knowledge that your timber frame and trusses are strong and termite treated as standard



Automatic Garage Door

Modern garage door with textured finish in a range of Colorbond® colours. Includes one wall button and two remotes



Plus more

Structural Colorbond® Roof & Truecore® Steel Frame

Stand the test of time with Colorbond® roofing and house frame made from Truecore® steel now included with acreage and double storey homes



Now included!
with Acreage and Double Storey Homes*

Colorbond® Steel Roof

Truecore® Steel Frame



On display

Highlands

EVERLEIGH ESTATE,
GREENBANK

*Colorbond® Roof & Truecore® Steel Frame now included with Acreage and Double Storey homes applies to all price list regions. Coral Homes reserves the right to substitute the steel house frame with termite treated timber to its absolute discretion where supply or installation is delayed. For homes located within close proximity of surf or exposed marine influences where a steel frame is not eligible for a 50-year warranty from Bluescope Steel – termite treated timber framing will be utilised. Colorbond® Roof & Truecore® Steel Frame inclusion is subject to change without notice. Photography depicts non-standard facade and items including feature stone and brick, porch tiling, render finish, pergola, paving, 2340mm entry door height, stained entry door frame, driveway, feature timber, window treatment, feature lighting and more which are not included in the price of homes with Designer Inclusions. Other items such as homewares, furniture, landscaping and fencing are not supplied by Coral Homes.



✓
Aluminium windows

✓
Grand Single Entry Door

Exterior

External & Grand Entry Doors

Door Handle

Gainsborough Double Cylinder
Trilock entry door handle



Angular

Front Entry Door/s


Welcome guests with a stained or painted door with clear glazing
(home specific)

Grand Single Entry Door


One statement 1200mm x 2040mm or 820mm x 2040mm timber front entry door (home specific)



XLR160



XS24



XS45



JST1

Plus more

Windows and Sliding Doors

Powder coated aluminium windows with keyed locks, 2100mm high sliding doors and stacker doors to maximise natural lighting (home specific)



Designer Standard Inclusions

Kitchen

Caesarstone® Benchtops	- 20mm Caesarstone® benchtops in a range of Crystalline silica-free colours - Laminated waterfall edges (<i>optional</i>) - Recessed shadowline (<i>optional</i>)
Overhead Cupboards	- One (1) laminated, two (2) door 'push to open' style overhead cupboard above fridge space - Laminated 'handle-less' style overhead cupboards to full width of rear bench, or two (2) laminated 'handle-less' style overhead cupboards (<i>each side of rangehood</i>) - 600mm front slideout rangehood (<i>optional</i>) - Vertical Woodgrain finish to overhead cupboards (<i>optional</i>)
Soft Close Hinges	- Soft close hinges to overhead cupboards, cabinets and drawers
Sink & Sink Mixers	- Caroma Cirrus or Phoenix Arlo - Clark Punch stainless steel 1.75 bowl inset sink or Clark Polar overmount double bowl sink
Appliances	- 600mm Technika stainless steel wall mounted canopy rangehood - 600mm Technika stainless steel electric under bench oven - 600mm Technika frameless ceramic glass cooktop
Cabinetry	- Fully-lined interior and exterior laminated cabinetry - Doors to underside of cooktop bench and island bench - One (1) bank of four (4) cutlery drawers - Provision for under bench microwave space with pot drawer (<i>not fully-lined – home specific</i>) - Provision for dishwasher (<i>not fully-lined</i>) - Choice of handles from builder's standard range to drawers and doors beneath benches - Four (4) shelves to pantry with 2040mm flush panel door (<i>home specific</i>)
Splashback	- Tiled splashback from builder's standard range or window splashback (<i>home specific</i>)

Laundry

Laundry Unit	- 45 litre stainless steel drop in tub
Laundry Cabinet & Benchtop	- 760mm wide laminated laundry cabinet (<i>with soft close hinges</i>) - An extended laminated laundry benchtop (<i>up to 1300mm</i>) - Recessed shadowline (<i>optional</i>)
Tapware	- Chrome laundry mixer tap
Tiling	- 600mm high ceramic tiling to laundry cabinet splashback - Ceramic tiling to laundry floor with 150mm skirting tile (<i>nominal</i>) - Choice of tiles from builder's standard range

Noosa 27 – HomeWorld Thornton, Thornton



Bathroom & Ensuite

Caesarstone® Benchtops	- 20mm Caesarstone® benchtops in a range of Crystalline silica-free colours
Custom Vanities	- Custom designed wall hung or full height vanity with fully-lined laminated finish and choice of handles from builder's standard range with soft close hinges (<i>woodgrain finish not included</i>) - Recessed shadowline (<i>optional</i>)
Basins	- Caroma Tribute inset square, Caroma Luna inset, Clark inset round or Clark inset square basins with chrome pop up and overflow
Accessories	- Phoenix Raddi round or square chrome toilet roll holders, one (1) double towel rails or two (2) robe hooks
Basin Mixer	- Phoenix Arlo hob mounted basin mixer or wall mounted mixer
Freestanding Bath	- 1400mm or 1600mm bath with overflow and chrome waste (<i>home specific</i>)
Bath & Shower Mixers	- Phoenix Arlo wall mounted bath and shower mixers
Rail Shower	- Phoenix Vivid 5 function chrome rail shower
Shower Screens	- Semi-frameless shower screen with silver frame colour and pivot action door
Mirrors	- 900mm high frameless polished edge mirrors to width of vanity - Mirror extended over bath (<i>optional – home specific</i>)
Toilet Suites	- Posh Solus round toilet suite with soft close seat
Tiling	- Ceramic floor tiling to ensuite/s and bathroom/s - Extended tile height to 2100mm on vanity wall and 2100mm high shower in ensuite/s and bathroom/s with 150mm high skirting tile (<i>nominal</i>) - Choice of tile colours from builder's standard range
Privacy Glass	- Satinlite obscure glass to bathroom and ensuite windows
Floor Grates	- Chrome round floor grates

Powder Room

Basin Mixer	- Phoenix Arlo hob mounted basin mixer
Basin	- Caroma Luna inset basin with tap landing and chrome pop up waste and overflow
Custom Vanity	- Custom designed full height vanity with fully-lined laminated finish and choice of handles from builder's standard range with soft close hinges - Recessed shadowline (<i>optional</i>)
Drop Front Vanity	- 350mm laminated top with drop front vanity in a range of colours
Mirror	- 900mm high frameless polished edge mirror to width of hand basin and custom vanity
Toilet Suite	- Posh Solus round toilet suite with soft close seat
Tiling	- Ceramic floor tiling - 150mm high skirting tile (<i>nominal</i>) - Choice of tile colours from builder's standard range
Accessories	- Phoenix Raddi round or square chrome toilet roll holder

Home Specific

Designer Inclusions

Interior

Ceiling Height	- 2400mm high ceilings to single storey and double storey homes
Internal Doors & Handles	- 2040mm flush panel internal doors - Gainsborough chrome passage and privacy internal door handles from builder's standard range (<i>room specific</i>)
Linen Cupboards	- Four (4) shelves to linen cupboards - 2100mm high framed vinyl sliding door or 2040mm hinged door to linen cupboards (<i>home specific</i>)
Wardrobes	- One (1) shelf to robes with chrome hanging rail - 2100mm high framed vinyl sliding doors or 2040mm hinged doors to bedroom robes (<i>home specific</i>) or - Mirror sliding doors to bedroom wardrobes (<i>home specific</i>)
Broom Cupboards <i>(home specific)</i>	- One (1) shelf to broom cupboards - 2040mm high hinged door (<i>home specific</i>) - Chrome dummy lever door handle from builder's standard range
Staircase	- Cover grade (to suit carpet) staircase (<i>double storey homes</i>)
Skirting, Architraves & Cornice	- Choice of skirting and architraves from builder's standard range - 75mm cove style cornice throughout home
Paint	- Three (3) coat paint system to internal walls - Two (2) coat gloss aquanamel paint to interior mouldings and doors - Two (2) coat paint system to ceilings and cornice
Electrical	- Light points throughout (<i>home specific</i>) - One (1) two-way light switch to staircase (<i>double storey homes</i>) - Double power points throughout (<i>home specific</i>) - Five (5) single power points in nominated locations - One (1) TV point for single storey homes and two (2) TV points for double storey homes - Exhaust fans ducted to eaves or brickwork (if no eave exists) (<i>home specific</i>) - Earth leakage circuit breakers - Smoke detectors
National Broadband Network	- Provision for NBN communication equipment within the garage
Power Point	- One (1) double USB charge point on a double power point



Exterior

Front Entry Door	- Gainsborough double cylinder trilock entry set - Choice of 820mm or 1200mm x 2040mm painted timber front entry door with a painted timber frame and clear glazing to door and sidelight (<i>home specific</i>) from builder's standard range - Stained entry door (<i>optional</i>)
External Hinged Doors	- 820mm x 2040mm painted flush panel half glass door to garage and/ or laundry with Gainsborough Governor knob and double cylinder deadlock (<i>home specific</i>)
Windows & Sliding Doors	- Powder coated aluminium windows with keyed locks, sliding doors and stacker doors (<i>home specific</i>)
Automatic Garage Door	- Garage door with textured finish in a range of Colorbond® colours and includes one wall button and two remotes
Cladding	- Face brick finish with a large range of brick colours to choose from builder's standard range (<i>home specific</i>) - Lightweight cladding with painted finish (<i>home specific</i>)
Garden Taps	- Two (2) external brass taps (<i>home specific</i>)
Outdoor Living Fan <i>(home specific)</i>	- Ceiling fan with speed controller and a blade rotation diameter of minimum 900mm to one (1) outdoor living

Roof

Roof Covering	- Designer profile concrete roof tiles
Downpipes	- Round PVC painted downpipes
Fascia and Gutters	- Steel fascia and gutters in a range of Colorbond® colours
Roof Pitch	- 25 degree roof pitch (<i>home specific</i>)
Roof Eaves	- 450mm eaves (<i>home specific</i>)

SELECTION SHOWROOMS

Having built thousands of homes, we understand that the process of choosing the colours and products can at times seem a little overwhelming.

Our experts take the time to understand your needs, and will help guide you through the process. In two convenient locations – Varsity Lakes, QLD and Tuggerah, NSW.



Selection Appointment

Our Selection Showroom features an extensive range of fixtures, fittings and showcases all the latest industry products. With numerous styles and colour schemes to choose from, our expert interior designers will help tailor your home and lifestyle to ensure your home is as unique as you!

Lighting & Electrical Appointment

A trained consultant will assist you with your lighting and electrical plan. You will see your electrical plan designed on the screen in front of you as your consultant takes you through the rooms of your new home to discuss the various options.

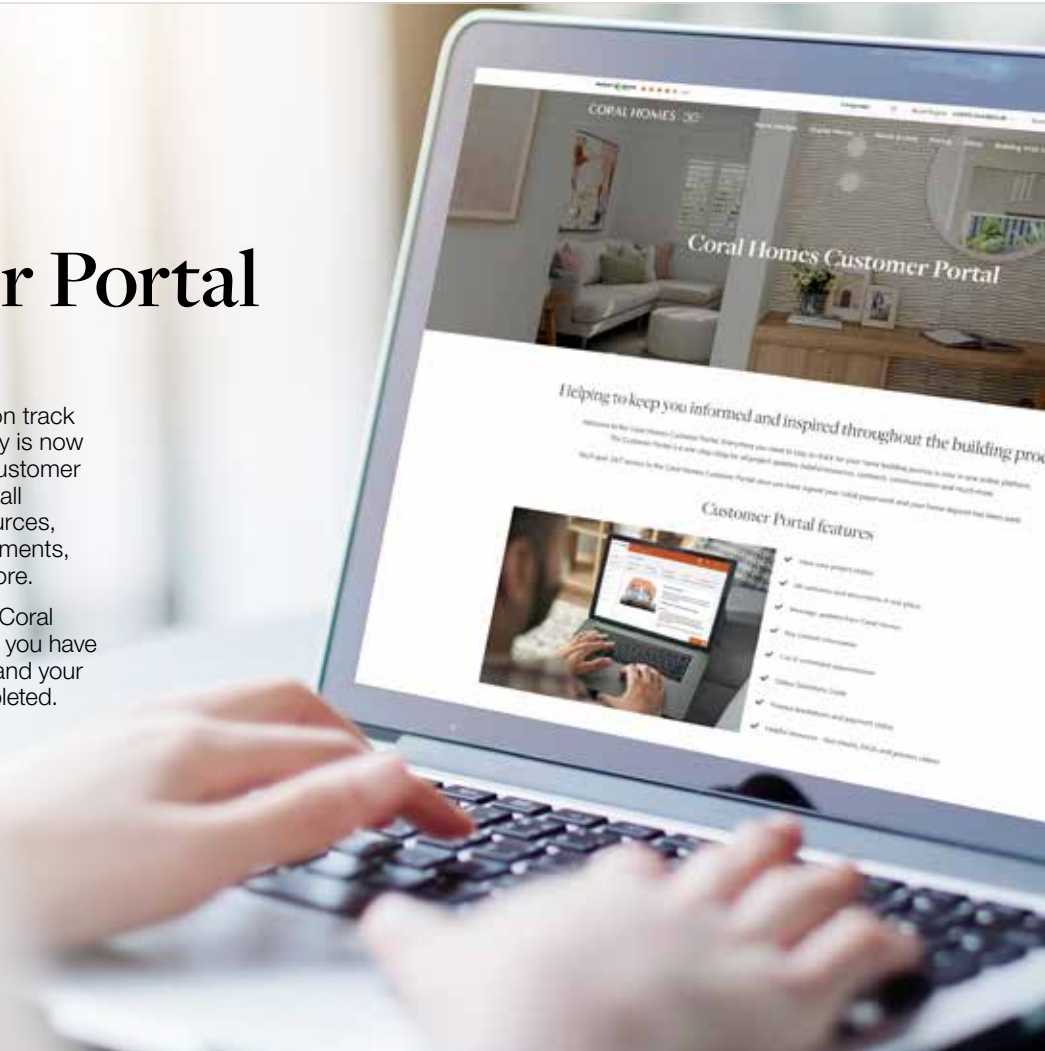
Tile Appointment

Complete your tile selections with the guidance of an expert consultant at one of our tile partner's selection showrooms. Get the right advice to ensure you have the latest on-trend colour scheme for the all-important tiled areas of your new home.

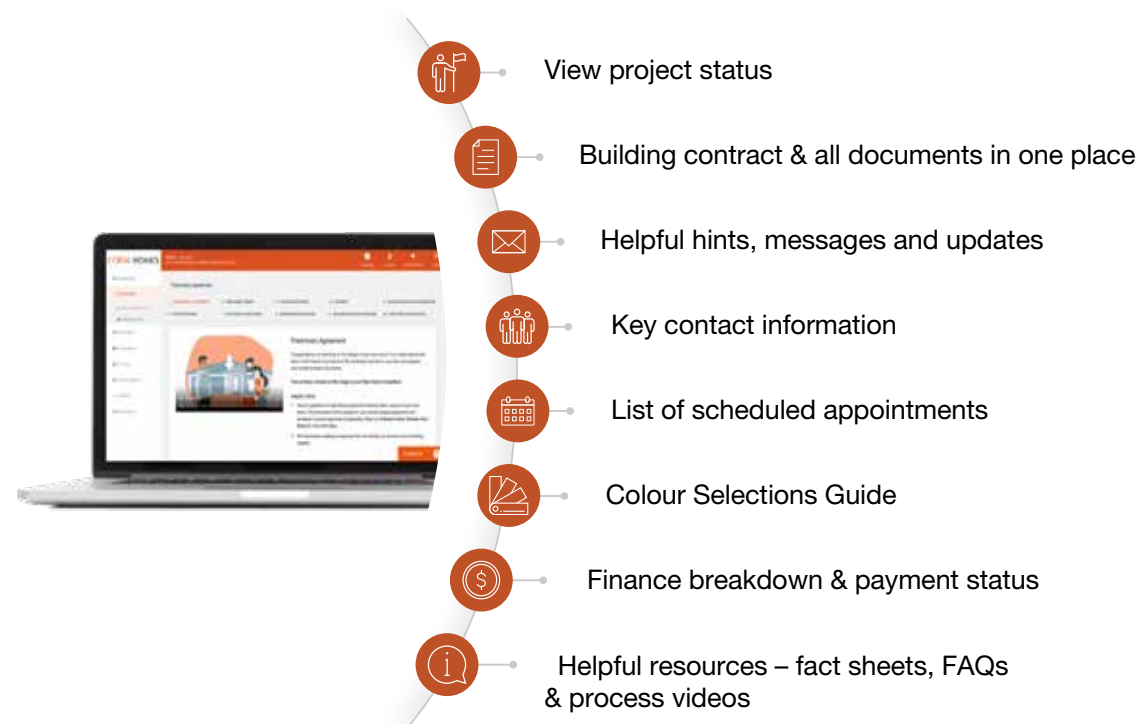
Coral Homes Customer Portal

Everything you need to stay on track for your home building journey is now in one online platform. The Customer Portal is a one-stop-shop for all project updates, helpful resources, building contracts, your documents, communication and much more.

You'll gain 24/7 access to the Coral Homes Customer Portal once you have signed your initial paperwork and your home deposit has been completed.



Customer Portal features



Monash 32 SZ – HomeWorld Leppington, Leppington



Scan

to view digital brochure

Important information about this guide:

Changes to the National Construction Code

The National Construction Code of Australia (NCC) is a performance-based code that sets the minimum requirements in relation to structure, fire safety, accessibility, health and amenity, and sustainability.

“NCC Qualification: Changes to the National Construction Code (NCC 2022) requirements relating to ‘Accessible Housing’ are effective from 1 October 2023. The NCC 2022 requirements (including but not limited to) the new ‘Accessible Housing’ requirements have been applied to Coral Homes inclusions. NCC requirements relating to ‘Energy Efficiency’ have not been applied to this brochure and additional costs may apply for items including (but not limited to) window and door glazing upgrades (Base prices include clear float to habitable rooms and obscure glass to wet areas). Coral Homes recommend using light colours to roof/wall/window/doors with solar absorbance ratings of 0.40 or less.

The NCC 2022 is subject to **ongoing** review and may be updated or changed in the future. Accordingly, the inclusions, floorplans, and homes on display (and featured within this guide) are subject to change without notice in order to comply with the requirements of the NCC 2022 including but not limited to ‘Energy Efficiency’ & ‘Accessible Housing’ (as amended from time to time).

Coral Homes reserves the right to vary, terminate, alter, or withdraw the plans and inclusions at their absolute discretion and without notice. Coral Homes will not be responsible for any additional costs associated with changes to the floorplans or inclusions to ensure they comply with the NCC 2022 (as amended from time to time). Such costs may be passed on to, and will be required to be paid by the customer.

For further details please speak with a Coral Homes New Home Consultant or for full terms and conditions visit coralhomes.com.au/terms-conditions/ or scan the QR code below

Rest easy knowing your new home will be built with the most up-to-date industry standards.



Why Coral Homes?

Our foundation was built on transparency, trust and exceptional customer service. Having built over 25,000 homes across three decades, our customers receive a fixed price guarantee, independent quality checks and so much more.



33+ Years Experience

Over 25,000 families have trusted us to build their family home. Providing a high level of quality, value for money, security and transparency, is why we are one of Australia's largest home builders today.



Fixed Price Guarantee

We understand the financial commitments around building a home and provide you with peace of mind by offering contracts with a Fixed Price Guarantee* upfront.



Independent Quality Inspections

We have a stringent seven step Quality Assurance process to ensure we build each and every home to a high quality. This process includes an independent quality inspection.



HIA Professional Major Builder

We're a proud two-time winner of the HIA Professional Major Builder Award, the industry's most prestigious award. We equally value what our customers have to say so we are honoured to be named Product Reviews' 2021 & 2022 winners for customer satisfaction.

CORAL HOMES

coralhomes.com.au

*The fixed price guarantee is in respect to the cost of construction of your house and associated site works in accordance with the specifications of your contract. Coral Homes reserves the right to vary, terminate or suspend the operation of the Fixed Price Guarantee offer in its absolute discretion, without notice. MAR-24