

Elegance
INCLUSIONS

35 years
BUILDING
DREAM HOMES



CORAL
HOMES

On display

Highlands
THE FAIRWAYS,
KENSINGTON GROVE



Photography depicts non-standard items including upgraded timber flooring, upgraded rangehood including feature shelf and rangehood enclosure, 900mm appliances, dishwasher, built-in microwave, feature splashback tiling, built-in cabinetry, cabinetry profiles, finishes and handles, upgraded island bench with shadowline and feature gable, upgraded Caesarstone®, black tapware, feature lighting, french doors, upgraded windows, raked and square set ceiling, ceiling height, stained timber posts and other items which Coral Homes may not offer or are subject to additional charge. Items such as homewares, furniture, landscaping, pergola and fencing are not supplied by Coral Homes. Speak with your New Home Consultant for more details.

Opulence

BY ELEGANCE

FOR ONLY **\$7,999[^]** RECEIVE UP TO

\$50,000^{*}

of luxury inclusions
FOR DOUBLE STOREY HOMES

— Up to **\$43,000[#]** for Single Storey homes —



Daikin Ducted Air-Conditioning



Upgraded Foundation



Upgraded Carpet



Timber-Look Flooring



600x600mm Ceramic Tiling Option



Additional Lighting



Statement Staircase



Hamptons Style Staircase



Dulux Wash&Wear® Paint

*The 'Opulence by Elegance' Promotion (offer) is applicable for homes with Elegance Specification only, for a cost of \$7,999 in addition to the base house price. The offer is available for NEW home preliminary agreements entered into the system from 10:00am 4th of August 2025. Elegance Standard Inclusions and the Promotion (offer) may vary, as not all items are applicable to all home designs. Coral Homes reserves the right to alter product specifications and suppliers at any time and without notice. Geographic restrictions apply. Coral Homes reserves the right to withdraw, vary or terminate the Promotion (offer) at its absolute discretion and without notice, prior to entry into a contract. For more information and full terms and conditions visit coralhomes.com.au/terms-conditions. Coral Homes Pty Ltd QBCC 50792, NSW OFT 62084C, Coral Homes Qld Pty Ltd QBCC 1014053 ABN 444 011 032 929. [#]The up to \$50,000 Promotion (offer) of luxury inclusions for Double Storey homes is based on the Atlanta 419Q home design with Designer facade for the Brisbane, Gold Coast and Sunshine Coast price list regions and the Atlanta 421N home design with Designer facade for the Newcastle and Central Coast price list regions, and [#]up to \$43,000 Promotion (offer) of luxury inclusions for Single Storey homes is based on the Highlands 338Q home design with Designer facade for the Brisbane, Gold Coast and Sunshine Coast price list regions and the Highlands 340N home design with Designer facade for the Newcastle and Central Coast price list regions as of 1st of July 2025. The average value of the inclusions in the Promotion (offer) is listed within the terms and conditions of Coral Homes website. Photography throughout this guide depicts fixtures, finishes and features such as kitchen upgrades, floor tiling, carpets, laminates, bathroom upgrades and ceiling height adjustments which are not included in the house price, or which are not supplied by Coral Homes, such as electrical appliances, homewares, furniture, driveways, landscaping and fencing. AUG-25

Luxury extra Daikin Ducted Air-Conditioning

Enjoy comfort all year round with Daikin multi-zoned reverse cycle ducted air-conditioning, fully controllable through your Daikin Airbase Wi-Fi app.



FOR ONLY \$7,999
RECEIVE UP TO
\$50K
OF
Luxury extras
OPULENCE BY ELEGANCE



OPULENCE BY ELEGANCE

OPULENCE BY ELEGANCE

Photography depicts non-standard items including 600mm porcelain tiling, upgraded 80mm Caesarstone® island bench in two colours with waterfall ends, island cabinetry panelling, upgraded undermount sink, cabinetry handles, profiles and finishes, upgraded splashback tiling, built-in refrigerators and surrounding cabinetry, butler's pantry window, kitchen cabinetry shelving, sink and tapware, built-in desk, feature lighting, feature and louvre windows, timber and glass staircase, timber stain colour on statement staircase, square set ceilings, ceiling height and more which are not included in the price of homes with Opulence by Elegance Standard Inclusions. Other items such as homewares, furniture and landscaping are not supplied by Coral Homes. Glass window splashback home specific.

Luxury extra Upgraded Foundation

Concrete slab to suit up to 'M' Class soil classification.

While this upgrade may not be immediately visible, its potential to provide substantial savings on site expenses could be significant.

FOR ONLY \$7,999
RECEIVE UP TO
\$50K
OF
Luxury extras
OPULENCE BY ELEGANCE

Upgraded
Foundation
Now included!
Opulence
BY ELEGANCE



NEW DESIGN

On display

Lisbon

BANYAN HILLS, BALLINA

Luxury extra Timber-Look Flooring Option

Elevate your home with highly-durable timber-look laminate flooring in a range of colours.

FOR ONLY \$7,999
RECEIVE UP TO
\$50K
OF
Luxury extras
OPULENCE BY ELEGANCE

Atlanta – SkyRidge, Worongary

35 years
BUILDING
DREAM HOMES



The Opulence by Elegance promotion includes 'Wood Effects Essentials' range of timber-look laminate flooring 1215x197x8mm including scotia finish to floor areas. Photography depicts non-standard items including 'Plank Mezzano' engineered European Oak Groell colour 190x190x15mm timber flooring without scotia finish to main floor and non-standard items such as the upgraded statement staircase, feature lighting, upgraded pantry cabinetry, cabinetry handles, profiles and finishes, island cabinetry fluting, silicone finish to curve island flooring, upgraded Caesarstone® island benchtop and Caesarstone® waterfall gable, an extended window kitchen splashback, integrated refrigerator, upgraded under-mount sink, square set ceilings, ceiling height and other items which are not included in the price of homes with Opulence by Elegance Standard Inclusions. Other items such as homewares, furniture, fencing and landscaping are not supplied by Coral Homes. Glass window splashback home specific.

Luxury extra Ceramic Floor Tiling Option

Add luxury to main flooring areas with large format 600x600mm ceramic tiles.



Atlanta – Paradise Lakes, Willawong



The Opulence by Elegance promotion includes 600x600mm ceramic tiles from the builder's standard range. Photography depicts upgraded porcelain tiling 800x800mm available for an additional cost and non-standard items such as upgraded floating staircase, upgrade Caesarstone® island benchtop, built-in refrigerators, cabinetry handles, profiles and finishes, feature lighting, square set ceilings, ceiling height and other items which are not included in the price of homes with Opulence by Elegance Standard Inclusions. Other items such as homewares and furniture are not supplied by Coral Homes.

Atlanta – Paradise Lakes, Willawong



Luxury extra Upgraded Carpet

In bedrooms and other nominated areas, choose from a stunning selection of carpet colours with 10mm foam underlay providing extra comfort underfoot.

The Opulence by Elegance promotion includes the 'New York' loop pile range of carpet available in a selection of colours with 10mm foam underlay. Photography depicts upgraded wool plush pile carpet and non-standard items such as built-in cabinetry, window furnishings, feature lighting, square set ceilings, ceiling height and other items which are not included in the price of homes with Opulence by Elegance Standard Inclusions. Other items such as wallpaper, homewares and furniture are not supplied by Coral Homes.

Luxury extra
**Statement
 Staircase Option**

Elevate your double storey home with an elegant feature staircase.

Includes glass balustrade, timber-stained base tread, riser, handrail and carpet covered staircase.



Sacramento – Springfield Rise,
 Spring Mountain



Monash – HomeWorld Warnervale



Luxury extra
**Hamptons
 Staircase Option**

Enjoy upgraded Hamptons styling with a carpet grade staircase featuring a painted timber balustrade, stained timber handrail, base tread and riser.

Luxury extra Additional Lighting

Create a welcoming ambience with up to 30 additional downlights included throughout your home.



OPULENCE BY ELEGANCE

OPULENCE BY ELEGANCE



Luxury extra Dulux Wash&Wear® Paint

Give your internal walls the ultimate protection with hard-wearing Dulux Wash&Wear® Matt paint.

Up to thirty (30) LED downlights (design specific). Thirty downlights are based on the Atlanta 4740. In the case where the home design chosen has less than thirty light points, the number of downlights will be based on the number of lights in the standard plan. You may ask a Coral Homes New Home Consultant for the lighting details of your chosen home design. Photography depicts feature pendant lighting above kitchen island benchtop and dining table and non-standard items such as upgraded timber flooring, ceiling height, corner stacker sliding doors and handles, recessed tracks, feature windows, built-in cabinetry, island bench cabinetry, outdoor fan, window furnishings and other items which are not included in the price of homes with Opulence by Elegance Standard Inclusions. Other items such as homewares, furniture, landscaping, outdoor tiling, swimming pool, water feature and fencing are not supplied by Coral Homes.

On display

Atlanta
SKYRIDGE, WORONGARY



Elegance Inclusions Quality Foundations

Pre-Construction

- Building Insurance** - QBCC (QLD) or OFT (NSW) building insurance fee as per legislation
- Engineering**
 - Soil report and contour survey
 - Engineer's slab design
 - Allowance for building application fees (*region specific*)
- Site Management**
 - Temporary fencing (*site specific*)
 - Earthworks up to 500mm of combined cut and fill to produce an even site finish (*region specific*)
- Connections**
 - Allowance made for connection to services of water, sewerage, stormwater and electricity (*site specific*)
 - Surface water grates (*site specific*)
 - Telephone provision (*site specific*)

Structural

- Frame and Slab**
 - Steel frame made from TRUECORE® steel and a roof made from COLORBOND® steel (*home specific*)
 - Termite treated structural timber frame and roof trusses (*home specific*)
 - Concrete engineer designed slab to suit up to 'M' class soil classification available with our Opulence by Elegance promotion (*no allowances for piling or retaining walls - region specific*)



Highlands – The Fairways, Kensington Grove

Photography depicts non-standard items including upgraded timber flooring, upgraded rangehood including feature shelf and ranghood enclosure, 900mm appliances, feature splashback tiling, built-in cabinetry, cabinetry profiles, finishes and handles, upgraded island bench with shadowline and feature gable, upgraded Caesarstone®, black tapware, feature lighting, french doors, upgraded windows, stacker doors and handles, raked and square set ceiling, ceiling height, stained timber posts, feature stone and render brick piers and other items which are not included in the price of homes with Opulence by Elegance Standard Inclusions. Other items such as homewares, furniture, outdoor paving, pergola, retaining walls, landscaping and fencing are not supplied by Coral Homes. TRUECORE® and COLORBOND® are registered trademarks of BlueScope Steel Limited (ABN 16 000 011 058). All rights reserved.



20mm
Caesarstone®
rear benchtop

Bonus
1200mm wide
island bench to
double storey
homes

Kitchen
Caesarstone® Benchtops

Caesarstone® Crystalline Silica-free Benchtops
20mm Caesarstone® benchtops in a range of colours.



Caesarstone® Island Benchtop – Waterfall Edges
Durable 20mm Caesarstone® island benchtop with luxurious waterfall edges, including eye catching 20mm Caesarstone® to the rear benchtop (as shown).



Option One

or

Caesarstone® Island Benchtop – 40mm
40mm statement piece Caesarstone® island benchtop, including eye catching 20mm Caesarstone® to the rear benchtop (as shown).



Option Two

Bonus Double Storey Homes
Extended Island Benchtop
1200mm extra wide island bench for double storey homes (home specific).

Kitchen Overhead Cupboards

Full Width

Enjoy expansive laminated 'handleless' style overhead cupboards, seamlessly extending across the entire width of the rear bench, equipped with soft-close hinges for added convenience.



Two Door

Two stylish 'handleless' style overhead cupboards with soft close hinges (each side of rangehood).



Fridge Space

Two door laminated 'push to open' overhead cupboards above fridge space for additional storage.

Water Connection

Convenient hassle-free water connection to fridge space.

Optional

Vertical Woodgrain Finish

Capture the colours, textures and detail of natural timber with the option of a vertical woodgrain finish to your overhead cupboards.



Option One

or

Option Two

Kitchen Sink Mixers & Sinks

Sink

A choice of quality stainless steel sinks to compliment your island benchtop.



Seima Acero 1.75
inset sink

Seima Acero
overmount sink

Seima Acero
undermount sink

Sink Mixer

A choice of chic, functional sink mixers to suit your taste.



Mizu Drift – chrome, matte black, brushed nickel,
brushed brass or brushed gunmetal

Phoenix Arlo –
chrome



On display

Barcelona
SKYRIDGE, WORONGARY

Kitchen
European Inspired Appliances

Option One

Technika Freestanding Cooker


900mm dual fuel stainless steel freestanding cooker with ten innovative cooking functions, five burners and a spacious 148 litre capacity electric oven.



or

Technika Frameless Ceramic Cooktop

A modern 900mm frameless black ceramic glass electric cooktop that's easy to clean with five cooking zones and sensor touch control.



Option Two

Technika Built-In Oven

A sleek 900mm stainless steel and black glass electric built-in oven. Designed for versatility, it offers ten cooking functions and a spacious 100 litre capacity. The triple glazed cool-touch doors ensure safety and effortless cooking efficiency.



Bentley – Aura, Bells Creek

Technika rangehood - concealed

Option One

Technika Rangehood – Sensor Touch

A modern 900mm stainless steel with black glass wall mounted externally ducted canopy rangehood, two energy efficient LED lamps and sensor touch control.



or

Option Two

Technika Rangehood – Concealed

700mm concealed undermount rangehood, offering superior air extraction across three fan speeds with push button electric control, two energy efficient LED lamps and ducted externally.



Stainless Steel Dishwasher

600mm stainless steel freestanding dishwasher with 14 place settings and seven wash programs.



Kitchen Handles & Provisions

Handles

Choice of handles from builder's standard range to drawers and doors beneath benches.

Empoli



Bell Knob



Baldone



Plus more

Drawers

One bank of four soft close cutlery drawers (*home specific*).

Soft Close Hinges

Soft close hinges to all drawers, underbench and overhead cupboards.

Provisions

Provision for under bench microwave space with soft close pot drawer and dishwasher (*not fully-lined*).

On display

Sacramento

SPRINGFIELD RISE,
SPRING MOUNTAIN



Kitchen Splashback & Pantry

Window Splashback

Only available in conjunction with 20mm Caesarstone® benchtops (*home and region specific*).



or

Tiled Splashback

Add a touch of luxury with a tiled splashback from builder's standard range (*home specific*).



Pantry Shelves

Keep your kitchen clutter free with four shelves within the pantry.

Pantry Door

Out of sight, out of mind with a 2340mm hinged flush panel door (*home specific*).

or

Cavity Slider

This hidden door saves precious floor space and allows easy pantry access (*home specific*).



Interior High Ceilings

Enhance your living space with 2550mm high ceilings to single storey and ground floor levels of double storey homes, complemented by 2400mm high ceilings to the upper floors.

Lagos – Yarrabilba

35 years
BUILDING
DREAM HOMES

ELEGANCE STANDARD INCLUSION

ELEGANCE STANDARD INCLUSION



Photography depicts non-standard items including upgraded timber flooring, stacker sliding doors and handles, recessed sliding door tracks, feature window, cabinetry, profiles and finishes, feature lighting, outdoor tiling, outdoor fan and other items which are not included in the price of homes with Opulence by Elegance Standard Inclusions. Other items such as landscaping, timber decking, pergola, outdoor day bed, homewares and furniture are not supplied by Coral Homes.



20mm Caesarstone® benchtops

Mizu Drift wall basin mixer

Caroma Luna inset basin

Full height vanity


Bathroom & Ensuite Caesarstone® Benchtops, Mixers & Basins

Caesarstone® Crystalline Silica-free Benchtops
20mm Caesarstone® benchtops in a range of colours.



Snow Ocean Foam Osprey Intense White Oyster Raven

Basin and Bath Mixers
A choice of stylish, easy to clean wall mounted mixers.



Mizu Drift wall basin/bath mixer – chrome, matte black, brushed nickel, brushed brass or brushed gunmetal Phoenix Arlo wall basin/ bath mixer – chrome

Basin
A choice of functional basins with pop up waste and overflow.



Fienza Eleanor Round semi inset basin – fluted Fienza Aluca Round semi inset Fienza Aluca Round semi inset – matte black



Seima Arko inset basin Caroma Luna inset basin

Bathroom & Ensuite

Rail Shower, Shower Screen & Floor Grates

Rail Shower

Ensuite

A choice of Mizu Drift twin shower rail in a range of colours or Phoenix Vivid twin shower rail in chrome (as shown).

Main Bathroom

Choose from the Phoenix Vivid 5 function rail shower in chrome or Mizu Drift single shower rail in a range of colours.



Mizu Drift twin shower rail – chrome, matte black, brushed nickel, brushed brass or brushed gunmetal to ensuite

Phoenix Vivid twin rail shower – chrome to ensuite

Shower Mixer

Ensuite & Bathrooms

A choice of stylish, easy to clean wall mounted mixers.



Mizu Drift single shower rail – chrome, matte black, brushed nickel, brushed brass or brushed gunmetal to main bathroom

Phoenix Vivid 5 function rail shower – chrome to main bathroom

Shower Screen

Semi-frameless chrome shower screen with clear glass pivot door.

Shower Wall Tiling


2100mm tile height to shower wall with a choice of colours from builder's standard range.

Floor Grates

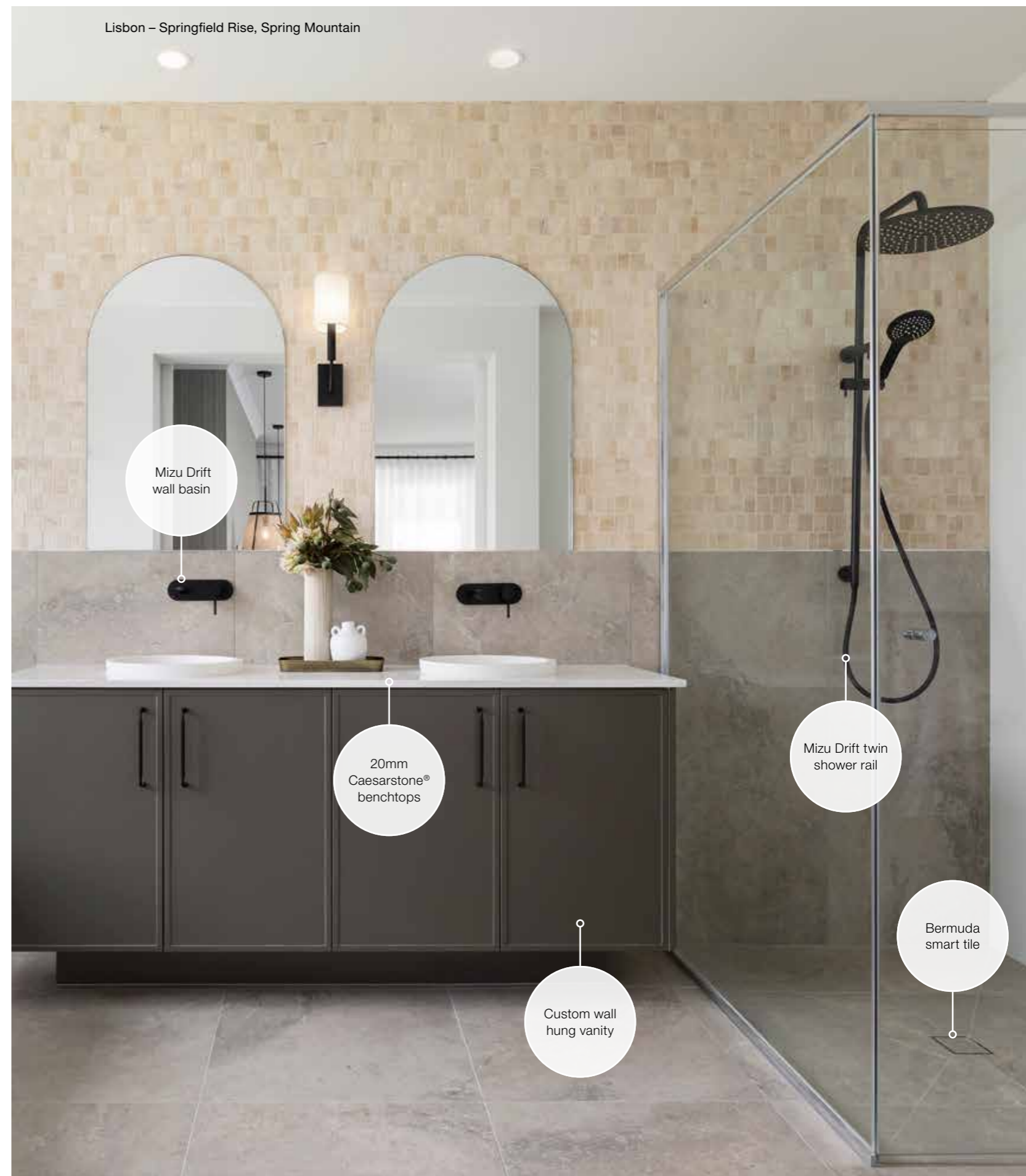
Chrome Bermuda smart tile to bathroom and ensuite.



Mizu Dirft shower mixer – chrome, matte black, brushed nickel, brushed brass or brushed gunmetal



Phoenix Arlo shower mixer – chrome



Lisbon – Springfield Rise, Spring Mountain

Mizu Drift wall basin

20mm Caesarstone® benchtops

Mizu Drift twin shower rail

Bermuda smart tile

Custom wall hung vanity

Bathroom & Ensuite Bath & Polished Edge Mirrors

Freestanding Bath to Main Bathroom and Ensuite

Unwind in the elegant Seima Syros freestanding bath with overflow and subtle chrome waste (as shown – home specific).



Seima Syros freestanding bath

Vanity Mirror

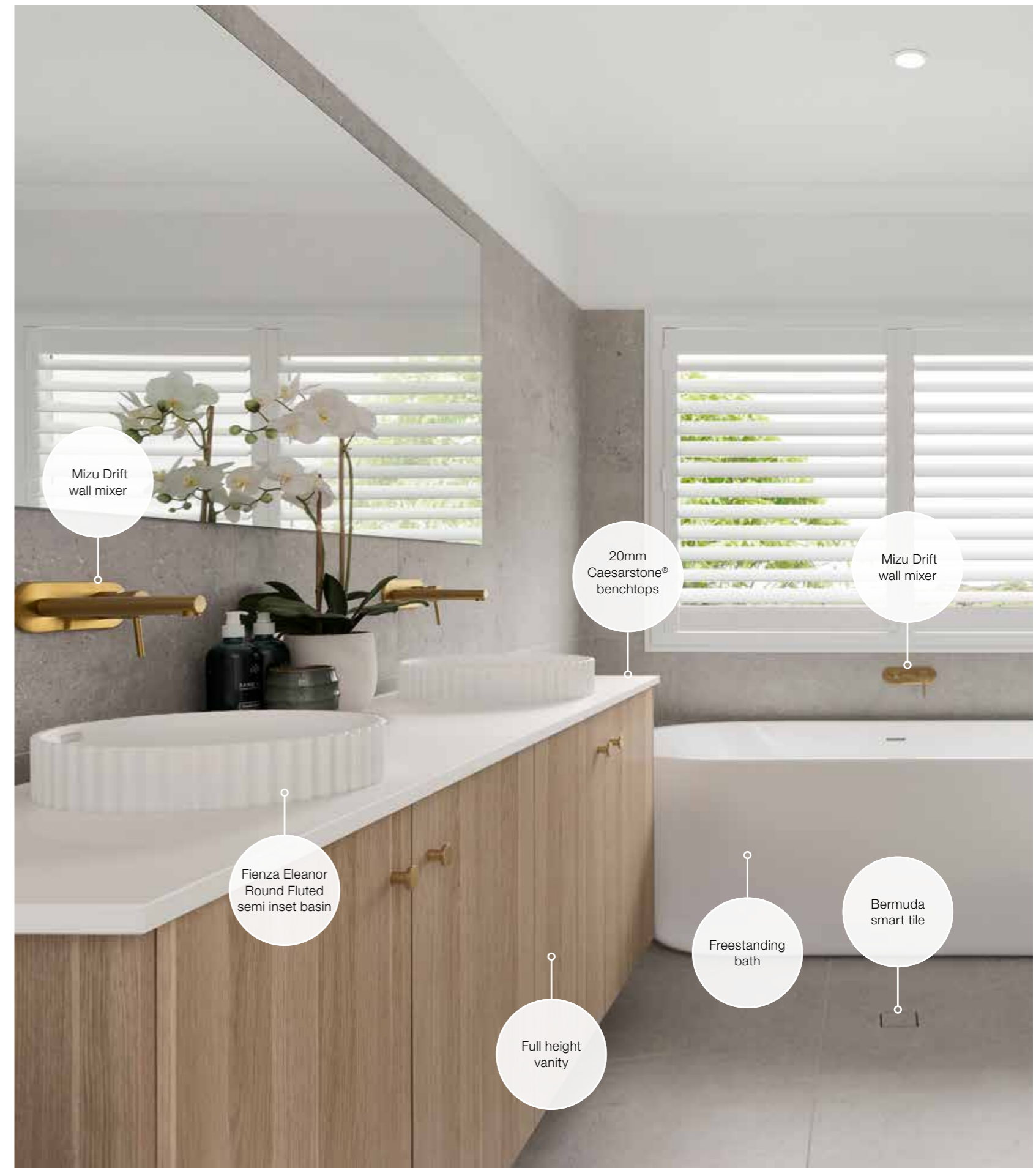
900mm high polished edge mirrors to full width of vanity (as shown).



or

Over Bath Mirror

700mm high polished edge mirror extending from vanity over bath (as shown – home specific).



Mizu Drift wall mixer

20mm Caesarstone® benchtops

Mizu Drift wall mixer

Fianza Eleanor Round Fluted semi inset basin

Full height vanity

Freestanding bath

Bermuda smart tile



Lisbon – HomeWorld Thornton

20mm
Caesarstone®
benchtops

Custom wall
hung vanity

Bathroom & Ensuite Custom Designed Vanity

Wall Hung Vanity

Custom designed wall hung vanity with fully-lined interior and laminate exterior finish (*home specific*).

or

Full Height Vanity

A timeless full height vanity with fully-lined interior and laminate exterior finish (*as shown*).

Soft Close Hinges

Soft close hinges to custom vanity cabinets.

Vanity Handles

Complete your finishes with a choice of handles from builder's standard range to doors beneath selected vanity.

- Empoli 
- Bell Knob 
- Baldone 

Plus more

Vanity Wall Tiling

2100mm tile height to vanity wall.



Full height
vanity

Bathroom & Ensuite Accessories & Toilet Suite

Accessories

Phoenix Radii or Mizu Drift toilet roll holders with the choice of either two robe hooks or a 600mm double towel rail.



Mizu Drift toilet roll holder, robe hooks or double towel rail – chrome



Mizu Drift toilet roll holder, robe hooks or double towel rail – matte black



Mizu Drift toilet roll holder, robe hooks or double towel rail – brushed nickel



Mizu Drift toilet roll holder, robe hooks or double towel rail – brushed brass



Mizu Drift toilet roll holder, robe hooks or double towel rail – brushed gunmetal



Phoenix Radii Round toilet roll holder, robe hooks or double towel rail – chrome



Phoenix Radii Square toilet roll holder, robe hooks or double towel rail – chrome

Toilet Suite

The Posh Solus round close coupled toilet suite features smooth lines for easy cleaning and is perfect for busy families.

Powder Room Benchtop, Basin & Mixer

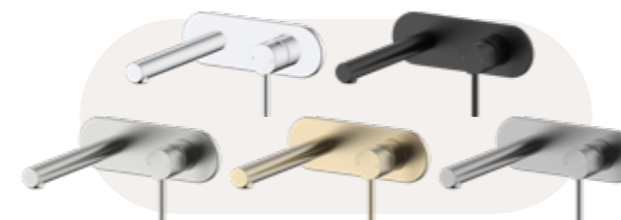
(Home specific)

Caesarstone® Drop Front Vanity

350mm Caesarstone® Crystalline silica-free drop front vanity in a range of colours (as shown). Only available with 20mm Caesarstone®.

Basin Mixers

A choice of stylish, easy to clean wall mounted mixers.



Mizu Drift wall basin/bath mixer – chrome, matte black, brushed nickel, brushed brass or brushed gunmetal



Phoenix Arlo wall basin/bath mixer – chrome (as shown)

Basin

Caroma Luna inset basin with chrome pop up waste (as shown).



Caroma Luna inset basin (as shown)



Phoenix Arlo wall basin mixer and Caroma Luna inset basin with drop front vanity

Interior Laundry, Linen & Wardrobes

Laundry Cabinet

Add flair with a 760mm laminated laundry cabinet with drop in tub and chrome mixer tap (as shown).

Laundry Bench*

Prioritise organisation and functionality with an extended 20mm Caesarstone® Crystalline silica-free benchtop (up to 1300mm).

Laundry Tiling

Stylish 600mm high ceramic tiling to cabinet splashback.

Linen Cupboards

Maximise storage with four shelves to linen cupboard (as shown).

Framed Vinyl Sliding Doors

2400mm high doors to single storey and lower floor of double storey homes and 2100mm to upper floor of double storey homes (home specific).

or

Hinged Doors

2340mm high flush doors to single storey and lower floor of double storey homes and 2040mm to upper floor of double storey homes (home specific).

Wardrobes

One shelf to robes with chrome hanging rail.

Mirror Sliding Doors

2400mm high doors to single storey and lower floor of double storey homes and 2100mm to upper floor of double storey homes (home specific).

or

Hinged Doors

2340mm high doors to single storey and lower floor of double storey homes and 2040mm to upper floor of double storey homes (home specific).



Interior Internal Doors, Paint & Electrical

Door Handles

Choice of Gainsborough chrome passage or privacy* internal door handles.

Flush Panel Doors


Extended 2340mm high doors to single storey and lower floor of double storey homes and 2040mm high to upper floor of double storey homes.

Paint


Durable three coat paint system to internal walls.

Two coat gloss aquanamel paint to interior mouldings and doors.


Two coat paint system to ceilings and cornice.




Amelia



Florence



Bailey



Olive

Plus more

National Broadband Network

Stay connected with provision for NBN communication equipment within the garage (region specific).


Electrical

Light points and double powerpoints throughout the home for practicality with one TV point for single storey homes and two TV points for double storey homes.



Power Points

One double USB charge point on a double power point.



USB charge power point

Proud Suppliers of
COLORBOND® steel
& TRUECORE® steel

Including a 60mm thick Anticon insulation blanket
under the entire area of your roof! (region specific)

Colorbond® | Truecore®

Now
included!
with Acreage and
Double Storey
Homes*



On display

Highlands
THE FAIRWAYS,
KENSINGTON GROVE

*Coral Homes reserves the right to substitute the steel house frame with termite-treated timber at its absolute discretion where supply or installation is delayed. For homes located within close proximity of surf or exposed marine influences where a steel frame is not eligible for a 50-year manufacturer's warranty – termite treated timber framing will be utilised. A roof made from COLORBOND® steel & frame made from TRUECORE® steel inclusion is subject to change without notice. Photography depicts non-standard facade items including feature stone, timber and render finish, upgraded 2340mm entry door, stained entry door frame, upgraded windows, window furnishings, french doors, front pergola, timber finish on garage door, feature lighting, raked ceiling, ceiling height, roof ventilator and other items which Coral Homes may not offer or are subject to additional charge. Items such as homewares, furniture, timber-look decking, paved path, external concrete driveways and path, landscaping and fencing are not supplied by Coral Homes. Speak with your New Home Consultant for more details. TRUECORE® and COLORBOND® are registered trademarks of BlueScope Steel Limited (ABN 16 000 011 058). All rights reserved.

Exterior Roof Covering, Pitch & Eaves

Roof Covering *(home and region specific)*

Designer profile concrete roof tiles, including sarking, with COLORBOND® steel fascia and gutters as standard for single storey homes.



Roof Pitch

Add street appeal with a 25° roof pitch *(home specific)*.

Roof Eaves

450mm eaves *(home specific)*.

Structural Timber Frame

Timber Frame *(home specific)*

Build with confidence in the knowledge that your timber frame and trusses are strong and termite treated as standard.

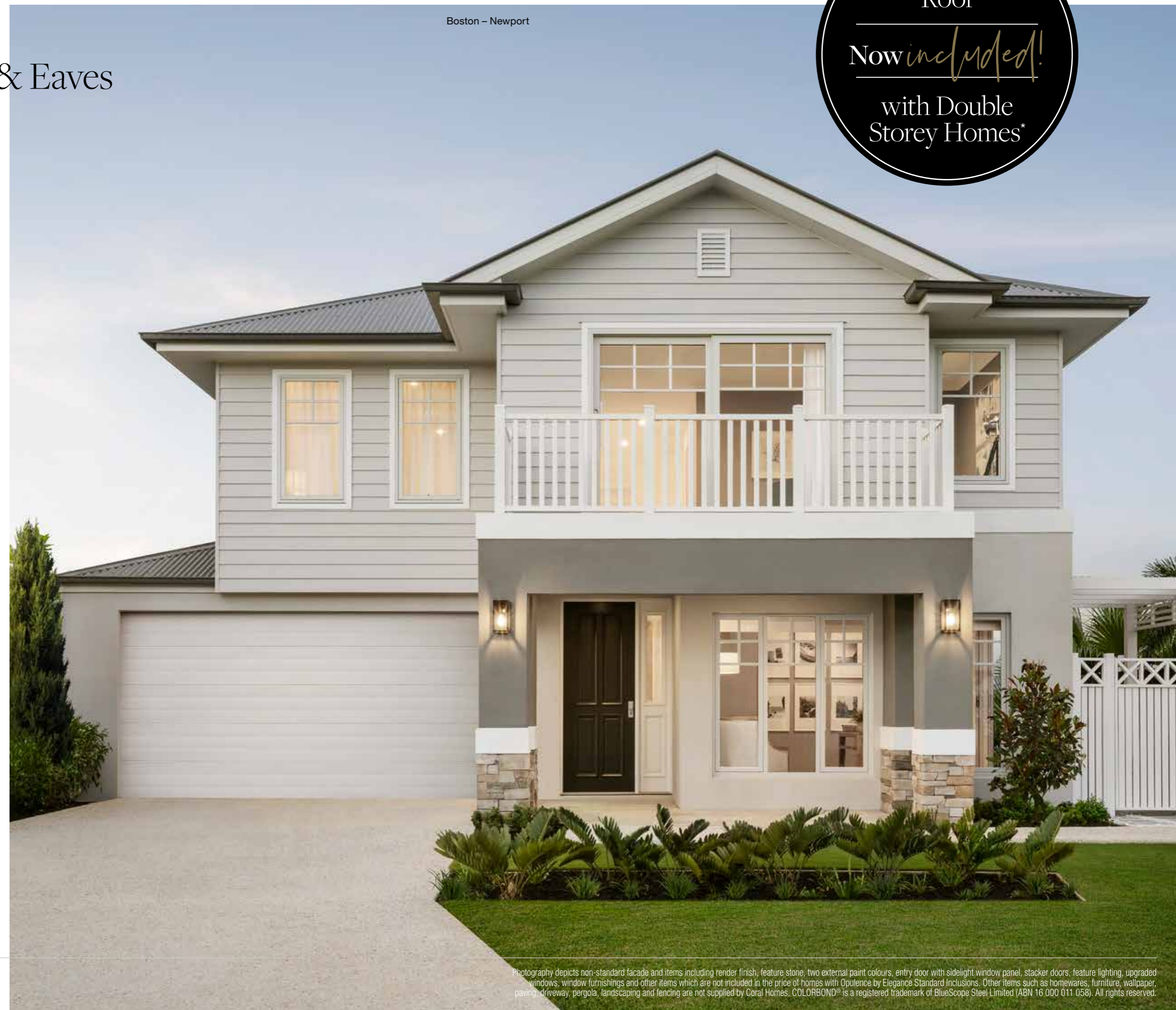


Boston – Newport

Colorbond®
Roof

Now included!

with Double
Storey Homes*





Grand
1200mm single
entry door

Aluminium
windows

Exterior

External Doors, Windows & Garage

Door Handle


Secure Gainsborough Double Cylinder Trilock entry door handle.



Angular



XLR160



XS24

Grand Entry Door

Welcome guests in style with one statement timber entry door 820mm x 2340mm or 1200mm x 2340mm, painted or stained with clear glazing (*home specific*).



XS26



XS45



JST1

Plus more

Windows and Sliding Doors

Powder coated aluminium windows with keyed locks. Maximise natural light with 2100mm high sliding doors and stacker doors (*home specific*).



Automatic Garage Door

Modern garage door with textured finish in a range of COLORBOND® steel colours. Includes one wall button and two remotes.



Dover White

Surfmist

Southerly

Shale Grey

Bluegum

Windspray

Basalt

Monument

Plus more



Automatic
garage door

Elegance Opulence by Elegance & Standard Inclusions



Atlanta – SkyRidge, Worongary



Opulence by Elegance

- Ducted Air-Conditioning** - Daikin multi-zoned reverse cycle ducted air-conditioning
- Timber-Look Flooring** - 'Wood Effects Essentials' range of timber-look laminate flooring 1215x197x8mm in a range of colours, including scotia finish to floor areas, **or**
- Ceramic Floor Tiling** - 600x600mm ceramic tiles from builder's standard range to main flooring areas (excluding under stairs)
- Carpet** - Carpet to bedrooms and nominated areas from the 'New York' range, available in a variety of colours with 10mm foam underlay
- Staircase** - Glass balustrade, timber-stained base tread, riser and handrail, and carpet covered staircase **or**
- Hamptons style with painted timber balustrade, stained timber handrail and base tread and riser, and carpet covered staircase
- Lighting*** - Up to thirty (30) LED downlights (design specific) - total quantities vary per house design.*
- Upgraded Foundation** - Concrete slab to suit up to 'M' class soil classification
- Dulux Wash&Wear® Paint** - Dulux Wash&Wear® Matt paint to internal walls

Kitchen

- Caesarstone® Benchtops** - 20mm Caesarstone® Crystalline silica-free island bench with waterfall edges, **or** 40mm Caesarstone® Crystalline silica-free island bench in a range of colours
- 20mm Caesarstone® Crystalline silica-free rear benchtop in a range of colours
- 900mm wide island bench or bonus 1200mm wide island bench to double storey and acreage homes (excludes Winton series, home specific)
- Sink & Sink Mixers** - Seima Acero 1.75 inset sink with taphole, Seima Acero overmount sink with taphole or Seima Acero undermount sink
- Phoenix Arlo chrome **or** Mizu Drift in chrome, matte black, brushed nickel, brushed brass or brushed gunmetal
- Overhead Cupboards** - Laminated 'handleless' style overhead cupboards to full width of rear bench, **or** two (2) laminated 'handleless' style overhead cupboards (each side of rangehood)
- One (1) laminated, two (2) door 'push to open' overhead cupboard above fridge space
- Vertical Woodgrain finish to overhead cupboards (optional)
- Cabinetry** - Fully-lined interior and exterior laminated cabinetry
- Soft close hinges to all drawers, underbench and overhead cupboards
- Choice of handles from builder's standard range to drawers and doors beneath benchtops
- Doors to underside of cooktop bench and island bench
- One (1) bank of four (4) cutlery drawers
- Four (4) shelves to pantry
- Provision for under bench microwave space with pot drawer (home specific)
- Provision for dishwasher (not fully-lined)
- Water connection to fridge space
- Splashback** - Tiled splashback from builder's standard range **or** window splashback (home specific & region specific)

Appliances

- Cooktop & Ovens** - 900mm Technika stainless steel freestanding gas cooker, **or** 900mm Technika ceramic cooktop with 900mm Technika stainless steel built-in oven
- Rangehoods** - 900mm Technika stainless steel wall mounted canopy rangehood, **or** 700mm Technika concealed undermount rangehood
- Dishwasher** - 600mm stainless steel freestanding dishwasher

Bathroom & Ensuite

- Caesarstone® Benchtops** - 20mm Caesarstone® Crystalline silica-free benchtops in a range of colours
- Basins (with overflows)** - Caroma Luna inset basin **or** Seima Arko inset basin oval **or** Fienza Aluca round semi inset **or** Fienza Aluca round semi inset black **or** Fienza Eleanor round semi inset basin fluted with pop up waste
- Basin Mixers & Accessories** - Phoenix Arlo chrome **or** Mizu Drift wall basin/bath and shower wall mixers in chrome, matte black, brushed nickel, brushed brass or brushed gunmetal
- Phoenix Radii chrome round or square toilet roll holders, two (2) robe hooks **or** one (1) double towel rail **or** Mizu Drift in chrome, matte black, brushed nickel, brushed brass or brushed gunmetal toilet roll holders, two (2) robe hooks **or** one (1) double towel rail
- Baths** - Seima Syros 1400mm or 1600mm freestanding bath with overflow and chrome waste (home specific)
- Rail Shower – Main Bathroom** - Phoenix Vivid 5 function rail shower chrome **or** Mizu Drift single shower rail in chrome, matte black, brushed nickel, brushed brass or brushed gunmetal
- Rail Shower – Ensuite** - Phoenix Vivid twin rail shower chrome **or** Mizu Drift twin shower rail in chrome, matte black, brushed nickel, brushed brass or brushed gunmetal
- Custom Vanities** - Custom designed wall hung vanity **or** recessed kick vanity with fully-lined finish and choice of handles from builder's standard range with soft close hinges (wall hung vanities located adjacent to external walls to upper floors include a tiled plinth on double storey designs) (Woodgrain finish not included)
- Shower Screens** - Semi-frameless chrome shower screens with pivot action door (home specific)
- Mirrors** - 900mm high polished edge mirrors to full width of vanity, **or** 700mm high mirror extending from vanity over bath (home specific)
- Toilet Suites** - Posh Solus round toilet suite with soft close seat
- Tiling** - Ceramic floor tiling to ensuite/s and bathroom/s
- Extended tile height to 2100mm on vanity wall and shower in ensuite/s and bathroom/s and 150mm high skirting tile (nominal)
- Choice of tile colours from builder's standard range
- Floor Grates** - Chrome Bermuda smart tile

Powder Room

- Caesarstone® Drop Front Vanity** - 350mm Caesarstone® Crystalline silica-free drop front vanity in a range of colours (only available with 20mm Caesarstone®)
- Basin (with overflow)** - Caroma Luna inset basin with chrome pop up waste
- Basin Mixer** - Phoenix Arlo chrome **or** Mizu Drift wall basin/bath mixers in chrome, matte black, brushed nickel, brushed brass or brushed gunmetal
- Mirrors** - 900mm high polished edge frameless mirror to full width of vanity
- Accessories** - Phoenix Radii chrome round or square **or** Mizu Drift in chrome, matte black, brushed nickel, brushed brass or brushed gunmetal toilet roll holders
- Toilet Suite** - Posh Solus round toilet suite with soft close seat
- Tiling** - Ceramic floor tiling to powder room
- 150mm high skirting tile (nominal)
- Choice of tile colours from builder's standard range

Laundry

- Cabinet** - 760mm laminated laundry cabinet (with soft close hinges)
- Laundry Bench*** - Extended (up to 1300mm) 20mm Caesarstone® Crystalline silica-free benchtop in a range of Crystalline silica-free colours
- Tapware and Tub** - Chrome laundry mixer tap with 45 litre stainless steel drop in tub
- Tiling** - 600mm high ceramic tiling to laundry cabinet splashback
- Ceramic tiling to laundry floor with 150mm skirting tile (nominal)
- Choice of tiles from builder's standard range

Home Specific

Photography depicts non-standard items including upgraded porcelain tiling, full-height feature tiling, upgraded freestanding bath, niche, square set ceilings, ceiling height and other items which are not included in the price of homes with Opulence by Elegance Standard Inclusions. Other items such as homewares are not supplied by Coral Homes. *Up to thirty (30) LED downlights (design specific). Thirty downlights are based on the Atlanta 4740. In the case where the home design chosen has less than thirty light points, the number of downlights will be based on the number of lights in the standard plan. You may ask a Coral Homes New Home Consultant for the lighting details of your chosen home design.

*Laundry benchtop extension is subject to design and/or Structural constraints. Not all designs can accommodate this benchtop length. In cases where a minimum of 650mm cannot be achieved adjacent to the existing laundry cabinet, a benchtop extension will not be provided. For Laundries with a sliding door adjacent to the laundry benchtop a minimum separation of 150mm is required from the cabinet and/ or supporting laminated gable. For Laundries with a hinged door, the benchtop must remain clear of the door swing. The Laundry bench top extension may not be suitable in cases where top loader washing machines are to be utilised. Bench top extension to be from one (1) side of existing laundry cabinet only and includes a maximum of one (1) laminated gable, no under bench cupboards are included in this offer.

Elegance Standard Inclusions

Interior

- Ceiling Height**
- 2550mm high ceilings to single storey homes
 - 2550mm high ceilings to lower floor and 2400mm high ceilings to upper floor to double storey homes
- Internal Doors & Handles**
- Chrome internal door handles from builder's standard range
 - Flush panel doors: 2340mm to single storey and lower floor of double storey homes and 2040mm to upper floor of double storey homes
- Wardrobes**
- Framed mirror sliding doors: 2400mm to single storey and lower floor of double storey homes and 2100mm to upper floor of double storey homes, **or**
 - Flush panel doors: 2340mm to single storey and lower floor of double storey homes and 2040mm to upper floor of double storey homes (*home specific*)
 - One (1) shelf to robes with chrome hanging rail
- Linen Cupboards**
- Framed vinyl sliding doors: 2400mm to single storey and lower floor of double storey homes and 2100mm to upper floor of double storey homes, **or**
 - Flush panel doors: 2340mm to single storey and lower floor of double storey homes and 2040mm to upper floor of double storey homes (*home specific*)
 - Four (4) shelves to linen cupboards
- Broom Cupboards**
(*home specific*)
- One (1) shelf to broom cupboards
 - Chrome dummy lever door handle from builder's standard range
 - Hinged flush door: 2340mm to single storey and lower floor of double storey homes and 2040mm to upper floor of double storey homes (*home specific*)
- Skirting, Architraves & Cornice**
- Choice of skirting and architraves from builder's standard range
 - 75mm cove style cornice throughout home
- Paint**
- Three (3) coat paint system to internal walls
 - Two (2) coat gloss aquanamel paint to interior mouldings and doors
 - Two (2) coat paint system to ceilings and cornice
- National Broadband Network**
- Provision for NBN communication equipment within the garage (*region specific*)
- Electrical**
- Light points throughout (*home specific*)
 - One (1) two-way light switch to staircase (*home specific*)
 - One (1) double USB charge point on a double power point
 - Double power points throughout (*home specific*)
 - Five (5) single power points in nominated locations
 - One (1) TV point for single storey homes and two (2) for double storey homes
 - Exhaust fan ducted to eaves or brickwork (if no eave exists) (*home specific*)
 - Earth leakage circuit breakers
 - Smoke detectors

Exterior

- Front Entry Door**
- One (1) 820mm x 2340mm or 1200mm x 2340mm stained or painted door with clear glazing (*home specific*)
 - Gainsborough Angular Double Cylinder Trilock chrome entry set
- External Hinged Doors**
- 820mm x 2040mm flush panel or half glass door to garage and/or laundry (*home specific*)
 - Gainsborough Governor Knob Combination Set with Double Cylinder Deadbolt
- Windows & Sliding Doors**
- Powder coated aluminium windows with keyed locks, sliding doors and stacker doors (*home specific*)
- Garage Door**
- Garage door with textured finish in a range of COLORBOND® steel colours and includes one wall button and two remotes
- Brick & Cladding**
- Face brick finish with a large range of brick colours to choose from builder's standard range (*home specific*)
 - Lightweight cladding with painted finish (*home specific*)
- Garden Taps**
- Two (2) external brass taps (*home specific*)
- Outdoor Living Fan**
(*home specific*)
- Ceiling fan with speed controller and a blade rotation diameter of minimum 900mm to one (1) outdoor living

Highlands – The Fairways, Kensington Grove



Roof

- Roof Covering**
- Designer profile concrete roof tiles **or** a roof made from COLORBOND® steel (*home and region specific*)
- Downpipes**
- Round PVC painted downpipes
- Fascia and Gutters**
- COLORBOND® steel fascia and gutters in a range of colours
- Roof Pitch**
- 25 degree roof pitch (*home specific*)
- Roof Eaves**
- 450mm eaves to homes (*home specific*)



Scan
to download your
region specific
pricelist and
see your energy
inclusions

Maximising Energy Efficiency

At Coral Homes, we're committed to working closely with you to build a home that prioritises energy efficiency, minimises ongoing living costs and fits within your budget.

Coral Homes' standard energy inclusions vary from region to region across New South Wales and Queensland. For a list of your energy inclusions, visit our website or speak with a New Home Consultant at a Display Home near you.



Exclusive Access Customer Portal

Gain round-the-clock access to the Coral Homes Customer Portal upon completion of your initial paperwork and home deposit.

Our Customer Portal will keep you informed and inspired throughout your home building journey. Access project updates, resources, contracts, documents, and communication all in one convenient location.

Highlands – The Fairways, Kensington Grove

35 years
BUILDING
DREAM HOMES



Photography depicts non-standard items including upgraded timber flooring, upgraded rangehood including feature shelf and rangehood enclosure, 900mm appliances, dishwasher, built-in microwave, feature splashback tiling, built-in cabinetry, cabinetry profiles, finishes and handles, upgraded island bench with shadowline and feature gable, upgraded Caesarstone®, black tapware, feature lighting, stacker doors and handles, french doors, upgraded windows, raked and square set ceiling, ceiling height, stained timber posts, feature stone and render brick piers and other items which Coral Homes may not offer or are subject to additional charge. Items such as homewares, furniture, landscaping, pergola, built-in BBQ, outdoor paving, retaining walls and fencing are not supplied by Coral Homes. Speak with your New Home Consultant for more details.

Why Coral Homes?



35+ Years
Experience



Independent
Quality Inspections



Award-Winning
Home Builder



Fixed Price
Guarantee*

Partners in building

CLIPSAL

carpetCALL
FLOOR CENTRE

A&L
WINDOWS | DOORS

caesarstone

DAIKIN

JamesHardie

national tiles

Lovelight

reece

Laminex

Harvey Norman
COMMERCIAL DIVISION QLD

BEAUMONT TILES

ACCESS INSULATION
VENTILATION AND SKYLIGHT SPECIALISTS

POLY GLASS FIBRE
Insulation

coralhomes.com.au

The fixed price guarantee is in respect to the cost of construction of your house and associated site works in accordance with the specifications of your contract. Coral Homes reserves the right to vary, terminate or suspend the operation of the Fixed Price Guarantee offer in its absolute discretion, without notice. The copyright in the floorplans and facades depicted in this brochure are owned by or licensed to Coral Homes Pty Ltd and may not be reproduced, copied or dealt with in any manner which infringes the exclusive rights of Coral Homes Pty Ltd as prescribed by the Copyright Act 1968 without the express written authorisation of Coral Homes Pty Ltd. Coral Homes Qld Pty Ltd QBCC 1014053. Coral Homes Pty Ltd QBCC 50792, NSW OFT 62084C.