

CORAL HOMES

Designer Inclusions



OPTION ONE

Designer Solutions Price Reduction

Take up to

\$30,000*

off double storey homes

Looking for the lowest price? Select Option One and receive a Price Reduction to help you build your new home sooner!



Take up to

\$30,000*

off double storey homes

or



Take up to

\$20,000*

off single storey homes

*Option 1 'Price reduction' – Take up to \$30,000 off Double Storey homes is based on the Atlanta 474Q home design with Designer facade and take up to \$20,000 off Single Storey homes is based on the Highlands 338Q home design with Designer facade in the Brisbane, Gold Coast, Sunshine Coast and Hervey Bay regions. For Ballina, Lismore, Byron, Coffs Harbour, Newcastle, Central Coast, Sydney and Tweed regions, take up to \$30,000 off Double Storey homes is based on the Atlanta 477N home design with Designer facade and take up to \$20,000 off Single Storey homes is based on the Highlands 340N home design with Designer facade. Full terms and conditions including the average price reduction in all areas can be found at coralhomes.com.au/terms-conditions. Photography depicts non-standard items such as facade upgrades, window treatments, doors, feature lighting, and other items subject to additional charge or which may not be available. Other items such as landscaping and fencing are not supplied by Coral Homes.

OPTION TWO



Designer Solutions Premium Upgrades

From only

\$2,999#

for extra premium upgrades

\$5,999^ for Acreage, Traditional Lots & Double Storey Designs

Looking for a little more luxury? Choose Option Two and enjoy our most popular premium upgrades from only \$2,999# for single storey or \$5,999^ for Acreage, Traditional Lots & Double Storey Designs.



900mm Kitchen Appliances



2550mm High Ceilings



Carpet from
Builder's Standard Range



Ceramic Floor Tiling from
Builder's Standard Range

*Option 2 'Premium Upgrades' from \$2,999 is based on Narrow Lot home designs, and ^\$5,999 for Acreage, Traditional and Double Storey homes across Brisbane, Gold Coast, Sunshine Coast, Hervey Bay, Ballina, Lismore, Byron, Coffs Harbour, Newcastle, Central Coast, Sydney and Tweed regions. Carpet to be selected from the builder's standard range selected from Carpet Call's 'Rumble' range. Photography may depict non-standard items such as Caesarstone® benchtops, cabinetry finishes, flooring, window treatments, bi-fold door, stacker doors, ceiling heights, carpet, feature lighting, tapware, sinks, tiling, homewares, furniture, appliances, wallpaper, landscaping, fencing and other items which Coral Homes may not offer or are subject to additional charge. Please speak with your Coral Homes New Home Consultant for more details or for full terms and conditions visit coralhomes.com.au/terms-conditions.

Option Two 900mm Appliances

Upgrade the heart of your home with 900mm stainless steel Kitchen Appliances. Choose from a freestanding cooker or underbench oven with ceramic cooktop. Plus, three rangehood options.



Santorini – North Harbour, Burpengary East



Select from two Oven options

Technika Freestanding Cooker

900mm dual fuel stainless steel freestanding cooker with eight innovative cooking functions, five burners and a spacious 105 litre capacity electric oven.



or

Technika Built-In Oven

900mm stainless steel electric built-in oven, ten cooking functions and a large 100 litre capacity, complete with removable triple glazed cool touch door.



Technika Frameless Ceramic Cooktop

A modern 900mm frameless black ceramic glass electric cooktop that's easy to clean with five cooking zones and sensor touch control.



Select from three Rangehood options

Technika Rangehood – Sensor Touch

A modern 900mm stainless steel wall mounted externally ducted canopy rangehood, two energy efficient LED lamps and sensor touch control.



or

Technika Rangehood – Push Button

900mm stainless steel wall mounted externally ducted canopy rangehood, with three speed push button electric control, two halogen globes.



or

Slideout Stainless Steel Rangehood

900mm front slideout rangehood externally ducted with LED light strip and three speeds (*only available with full width overhead cupboards option*).



Option Two 2550mm High Ceilings

Make a statement and create space with 2550mm high ceilings for single storey homes and lower floor of double storey homes.



DESIGNER SOLUTIONS OPTION TWO

DESIGNER SOLUTIONS OPTION TWO



Option Two Carpet & Ceramic Tiling

Perfectly complement your dream home with carpet from builder's standard range and 450mm x 450mm ceramic tiles.

4 Photography depicts non-standard items including outdoor tiling, stacker doors, 600mm x 600mm porcelain tiling, upgraded carpet, cabinetry finish, feature lighting and more. Other items such as homewares, furniture, wallpaper, landscaping and fencing are not supplied by Coral Homes. For full terms and conditions visit coralhomes.com.au/terms-conditions.

Majorca – Hereford Hill, Lochinvar



Designer Standard Inclusions

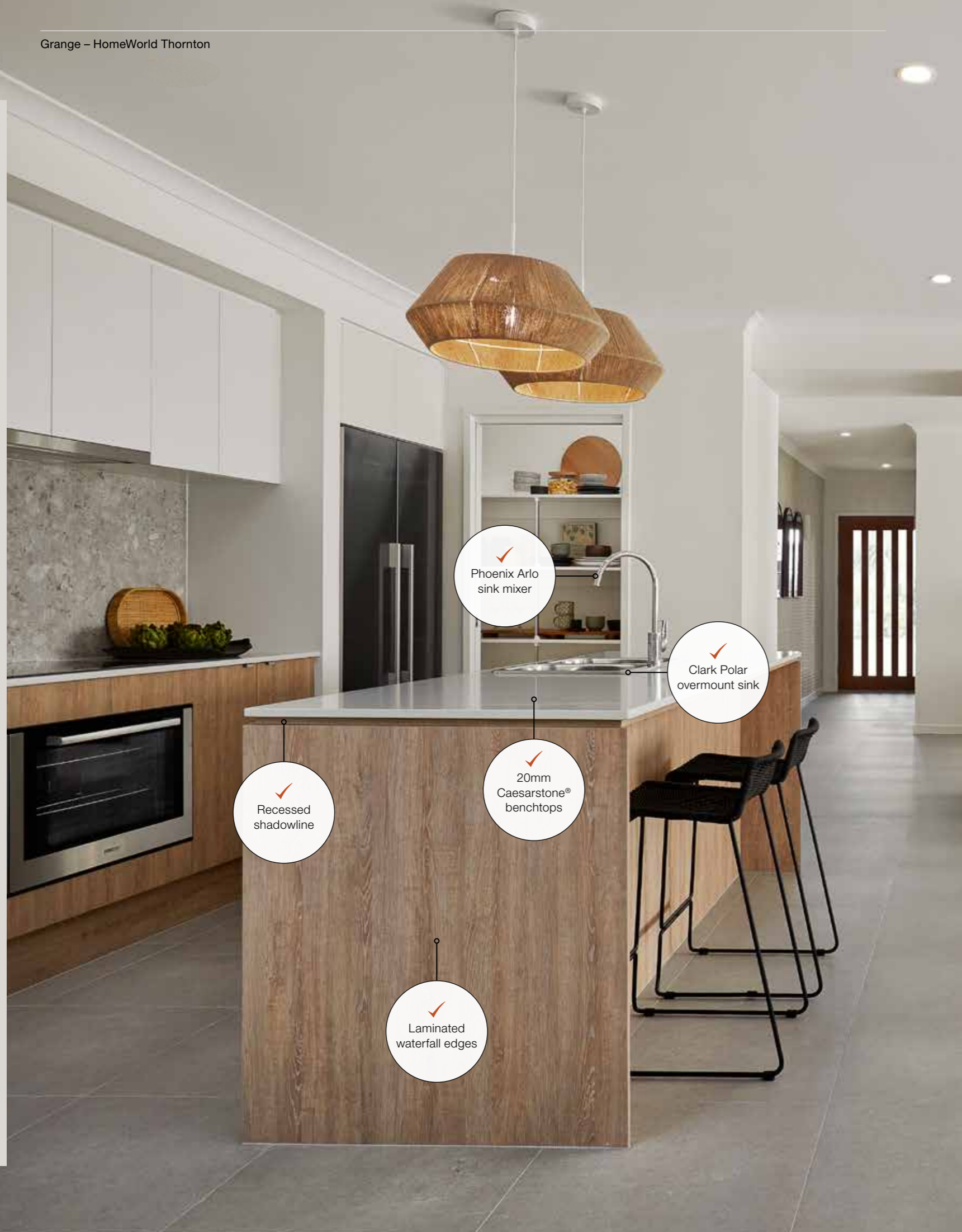
Pre-Construction

Building Insurance	- QBCC (QLD) or OFT (NSW) building insurance fee as per legislation
Engineering	- Soil report and contour survey - Engineer's slab design - Allowance for building application fees (<i>region specific</i>)
Site Management	- Temporary fencing (<i>site specific</i>) - Earthworks up to 500mm of combined cut and fill to produce an even cut and fill
Connections	- Allowance made for connection to services of water, sewerage, stormwater and electricity (<i>site specific</i>) - Surface water grates (<i>site specific</i>) - Telephone provision (<i>site specific</i>)

Structural

Frame and Slab	- Steel frame made from TRUECORE® steel and a roof made from COLORBOND® steel (<i>home specific</i>) - Termite treated structural timber frame and roof trusses (<i>home specific</i>) - Concrete engineer designed slab to suit 'S' class soil classification (<i>no allowances for piling or retaining walls – region specific</i>) - Concrete slab to suit up to 'M' class soil classification (<i>region specific</i>)
-----------------------	---






Kitchen

Benchtops, Mixers, Sinks & Appliances

Caesarstone® Crystalline Silica-free Benchtops

20mm Caesarstone® benchtops in a range of colours.



Laminated Waterfall Edges

16mm laminated waterfall edges.

AND/OR

Recessed Shadowline

Add a recessed shadowline to your island benchtops.



Sink Mixer

A choice of quality sink mixers.



Caroma Cirrus



Phoenix Arlo

Sink

A choice of quality stainless steel sinks to compliment your island benchtop.



Clark Punch 1.75 inset sink



Clark Polar overmount sink

Appliances

Technika Stainless Steel Rangehood

600mm stainless steel wall mounted canopy rangehood with three speeds, two LED lamps and ducted externally.



Technika stainless steel rangehood

Technika Stainless Steel Oven

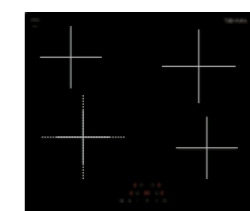
600mm stainless steel electric under bench oven with five cooking functions and 62 litre capacity, complete with removable triple glazed cool touch door.



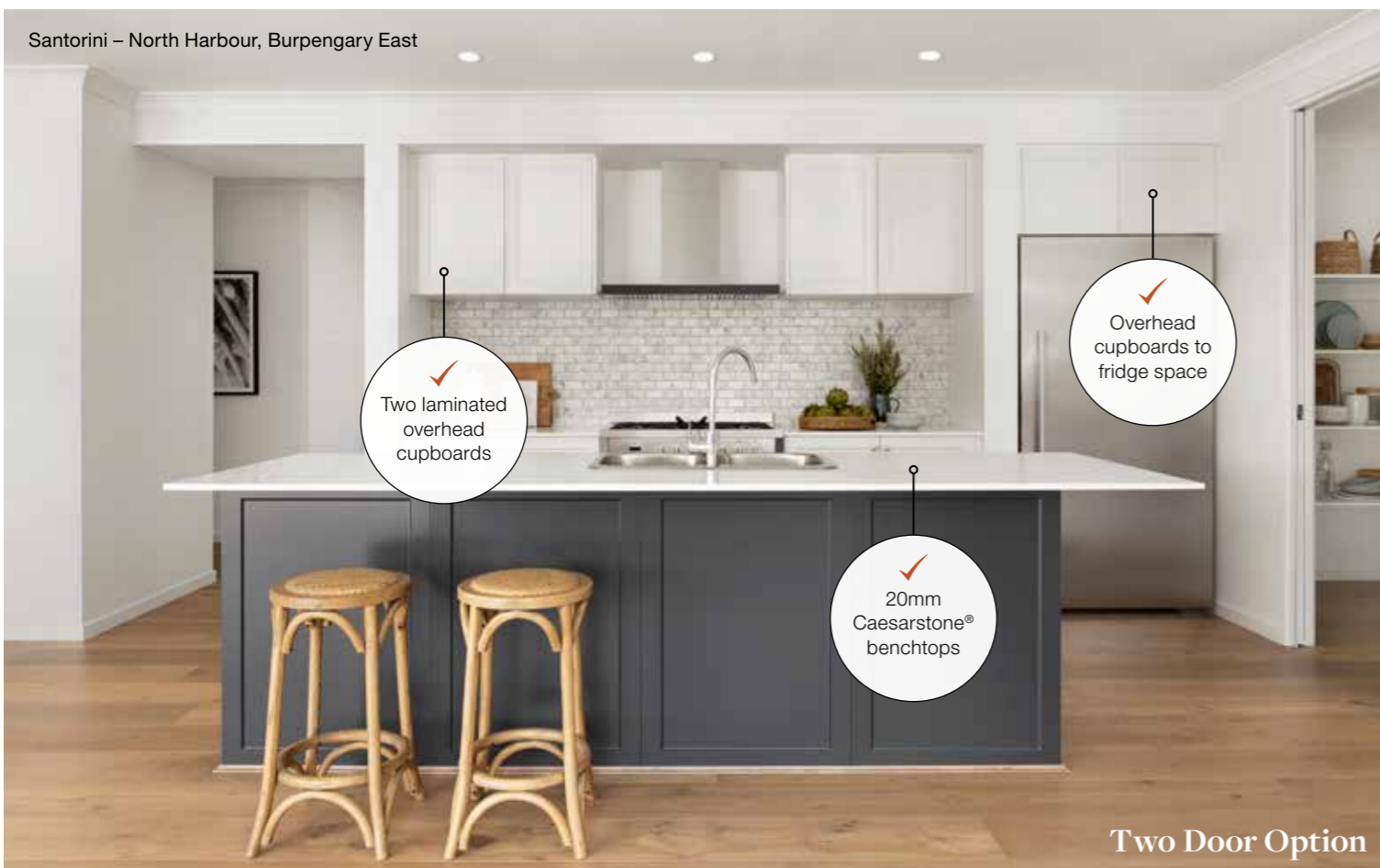
Technika stainless steel oven (as shown)

Technika Ceramic Glass Cooktop

600mm frameless ceramic glass cooktop with four cooking functions and touch control.



Technika ceramic glass cooktop (as shown)



Kitchen Overhead Cupboards

Two Door

Two stylish laminated 'handle-less' style overhead cupboards (each side of rangehood).

or

Full Width

Spacious laminated 'handle-less' style overhead cupboards that extend the full width of rear bench (push to open above rangehood) with bonus 600mm slideout rangehood.

Bonus

Slideout Rangehood

Receive a 600mm front slideout rangehood with three speeds (externally ducted).



Fridge Space

Two door laminated 'push to open' overhead cupboards above fridge space for additional storage.

Soft Close Cabinetry

Soft close runners to all drawers and soft close hinges to overhead cupboards and base cabinets.

Optional

Vertical Woodgrain Finish

Capture the colours, textures and detail of natural timber with the option of a vertical woodgrain finish to your overhead cupboards.



Kitchen

Handles, Provisions & Pantry

Handles

Choice of handles from the standard builder's range to drawers and doors beneath benches.

Empoli



Drawers

One bank of four cutlery drawers.

Bell Knob



Provisions

Provision for under bench microwave space with pot drawer and dishwasher (not fully-lined).

Doors to underside of cooktop bench or island bench.

Matane



Plus more



Pantry Shelves

Keep your kitchen clutter free with four shelves within the pantry.

Pantry Door

Out of sight, out of mind with a 2040mm hinged flush panel door (home specific).



Kitchen

Splashback

Window Splashback

Bring the outside in and soak in the sunshine with a window splashback (home and region specific).



or

Tiled Splashback

Add a touch of luxury with a tiled splashback from the builder's standard range (home specific).






Bathroom & Ensuite Caesarstone® Benchtops & Vanities

Caesarstone® Crystalline Silica-free Benchtops

20mm Caesarstone® benchtops in a range of colours.



Wall Hung Vanity

20mm Caesarstone® benchtop with custom designed wall hung vanity and soft close hinges
Recessed shadowline (optional).

or

Full Height Vanity



20mm Caesarstone® benchtop with custom designed full height vanity and soft close hinges
Recessed shadowline (optional).

Vanity Wall Tiling

2100mm tile height to vanity wall.

Vanity Handles

Choice of handles from builder's standard range to doors beneath selected vanity.



Plus more



Bathroom & Ensuite Mixers, Basins & Showers

Basin Mixer

Phoenix Arlo basin mixer (hob mounted).

Basin

Caroma Tribute inset basin square with tap landing with chrome pop up waste and overflow.



Phoenix Arlo basin mixer

Caroma Tribute inset basin - Square

or

Basin Mixer

Phoenix Arlo wall mounted basin mixer.

Basin

A choice of inset basins with chrome pop up waste and overflow.



Phoenix Arlo wall basin mixer

Clark inset basin - Round

Clark inset basin - Square

Caroma Luna inset basin

Shower Mixer

Phoenix Arlo shower wall mixer.

Rail Shower

Phoenix Vivid 5 function chrome rail shower.

Shower Screen

Semi-frameless shower screen.



Phoenix Arlo shower wall mixer

Phoenix Vivid 5 function rail shower

Bathroom & Ensuite Accessories & Toilet Suite

Accessories

Phoenix Radii round or square chrome toilet roll holders with the choice of either robe hooks or a 600mm double towel rail.



Phoenix Radii Round toilet roll holder, robe hook and double towel rail - Chrome

Toilet Suite

The Posh Solus round close coupled toilet suite features smooth lines for easy cleaning and is perfect for busy families.



Phoenix Radii Square toilet roll holder, robe hook and double towel rail - Chrome

Powder Room Benchtop, Basin & Mixer

(Home specific)

Drop Front Vanity

350mm laminated drop front vanity in a range of colours.

Basin Mixer

Phoenix Arlo basin mixer (hob mounted).

Basin

Caroma Luna inset basin with tap landing and chrome pop up waste and overflow.



Phoenix Arlo basin mixer



Caroma Luna inset basin



350mm laminated drop front vanity

Madrid – North Harbour, Burpengary East



✓
Phoenix Arlo wall mounted bath mixer

✓
Clark round freestanding bath

✓
Phoenix Arlo wall mounted basin mixer

Bathroom & Ensuite Mixers, Baths & Mirrors

Bath Mixer

Phoenix Arlo wall mounted bath mixer.

Freestanding Bath

Freestanding bath with overflow and chrome waste (*home specific*).



Phoenix Arlo wall bath mixer



Clark round freestanding bath

Mirrors

Frameless polished edge mirrors to full width of vanity.

Privacy Glass

Satinlite obscure glass to bathroom and ensuite windows.

Optional

Mirror Extended Over Bath

700mm high polished edge mirror extending from vanity over bath (*as shown – home specific*).



✓
700mm high polished edge mirror over bath

✓
Caroma Luna inset basin



Interior





Internal Doors, Handles & Paint

Flush Panel Doors

2040mm Flush Panel internal doors.

Door Handles

Choice of Gainsborough chrome passage and privacy internal door handles.

- Amelia 
- Bailey 
- Lianna 
- Olive 

Plus more

Paint

Durable three coat premium paint system to internal walls. Two coat gloss aquanamel paint to interior mouldings and doors and two coat paint system to ceilings and cornice.



Three coat paint system to internal walls



Interior
Ceiling, Storage & Wardrobes

Ceiling Height

2400mm high ceilings throughout your home.

Linen Cupboards

Four shelves to linen cupboards for increased storage.

Framed Vinyl Sliding Doors

2100mm high framed vinyl sliding door (*home specific*).

or

Hinged Doors

2040mm flush panel hinged doors (*home specific*).

Walk-in Robes (*home specific*)

One shelf to robes with chrome hanging rail.

Wardrobes (*home specific*)

One shelf to robes with chrome hanging rail.

Mirror Sliding Doors

2100mm high mirror sliding doors to bedroom robes (*home specific*).

or

Hinged Doors

2040mm flush panel hinged doors (*home specific*).



✓
 Four shelves to linen cupboards

Santorini – North Harbour, Burpengary East



✓
600mm high
ceramic tiling

✓
Extended
laminated
benchtop

✓
760mm
laminated
cabinet

Interior

Technology, Electrical & Laundry

National Broadband Network

Provision for NBN communication equipment within the garage.

Power Points

One double USB charge point on a double power point.

Electrical

Light points and double powerpoints throughout the home for practicality with one TV point for single storey homes and two TV points for double storey homes.

Indoor Fans

Ceiling fan with speed controller and LED light (region specific – see Price List for details).

Laundry Benchtop (home specific)

Have an organised and functional laundry with an extended laminated laundry benchtop (up to 1300mm – as shown).

Laundry Cabinet

760mm laminated laundry cabinet with drop in tub, chrome mixer tap (as shown) and soft close hinges.

Recessed shadowline (optional).

Laundry Tiling

600mm high ceramic tiling to cabinet splashback.



National Broadband Network



USB charge power point



✓
Chrome
mixer tap

✓
45 litre
stainless steel
drop in tub



Exterior Roof, Pitch, Frame & Garage

Roof Covering *(home and region specific)*

Designer profile concrete roof tiles, including sarking, with COLORBOND® steel fascia and gutters as standard for single storey homes.



Roof Pitch

Added street appeal with a 25° roof pitch *(home specific)*.

Roof Eaves

450mm eaves *(home specific)*.


Timber Frame *(home specific)*

Build with confidence in the knowledge that your timber frame and trusses are strong and termite treated as standard.



Automatic Garage Door

Modern garage door with textured finish in a range of COLORBOND® steel colours. Includes one wall button and two remotes.



Plus more

Proud Suppliers of
COLORBOND® steel
& **TRUECORE® steel**

Colorbond® | **Truecore®**

Now
included!
with Acreage and
Double Storey
Homes*



Colorbond

Truecore

On display

Highlands

EVERLEIGH ESTATE,
GREENBANK

*Coral Homes reserves the right to substitute the steel house frame with termite-treated timber at its absolute discretion where supply or installation is delayed. For homes located within close proximity of surf or exposed marine influences where a steel frame is not eligible for a 50-year manufacturer's warranty - termite treated timber framing will be utilised. A roof made from COLORBOND® steel & frame made from TRUECORE® steel inclusion is subject to change without notice. Photography depicts non-standard facade and items including feature stone, brick and timber, render finish, stained entry door frame, feature door side light, raked-ceiling, windows, external bedroom doors, window furnishings, feature lighting, built-in cabinetry, and more which are not included in the price of homes with Designer Inclusions. Other items such as homewares, furniture, porch tiling, paving, pergola, driveway, landscaping and fencing are not supplied by Coral Homes. TRUECORE® and COLORBOND® are registered trade marks of BlueScope Steel Limited (ABN 16 000 011 058). All rights reserved.



✓
Grand single entry door

✓
Aluminium windows

Exterior

External & Grand Entry Doors

Door Handle

Gainsborough Double Cylinder Trilock entry door handle.




Angular

Grand Entry Door

Welcome guests in style with a statement timber entry door 1200mm x 2040mm or 820mm x 2040mm, painted or stained with clear glazing (*home specific*).



XLR160



XS24



XS45



JST1

Plus more

Windows and Sliding Doors

Powder coated aluminium windows with keyed locks, 2100mm high sliding doors and stacker doors to maximise natural lighting (*home specific*).



Designer Standard Inclusions

Kitchen

Caesarstone® Benchtops	- 20mm Caesarstone® Crystalline silica-free benchtops in a range of colours - Laminated waterfall edges (<i>optional</i>) - Recessed shadowline (<i>optional</i>)
Overhead Cupboards	- One (1) laminated, two (2) door 'push to open' style overhead cupboard above fridge space - Laminated 'handle-less' style overhead cupboards to full width of rear bench, or two (2) laminated 'handle-less' style overhead cupboards (<i>each side of rangehood</i>) - 600mm front slideout rangehood (<i>optional</i>) - Vertical woodgrain finish to overhead cupboards (<i>optional</i>)
Soft Close Cabinetry Hardware	- Soft close hinges to overhead cupboards and base cabinets - Soft close runners to drawers
Sink & Sink Mixers	- Caroma Cirrus or Phoenix Arlo - Clark Punch stainless steel 1.75 bowl inset sink or Clark Polar overmount double bowl sink
Appliances	- 600mm Technika stainless steel wall mounted canopy rangehood - 600mm Technika stainless steel electric under bench oven - 600mm Technika frameless ceramic glass cooktop
Cabinetry	- Fully-lined interior and exterior laminated cabinetry - Doors to underside of cooktop bench and island bench - One (1) bank of four (4) cutlery drawers - Provision for under bench microwave space with pot drawer (<i>not fully-lined – home specific</i>) - Provision for dishwasher (<i>not fully-lined</i>) - Choice of handles from builder's standard range to drawers and doors beneath benches - Four (4) shelves to pantry with 2040mm flush panel door (<i>home specific</i>)
Splashback	- Tiled splashback from builder's standard range or window splashback (<i>home specific & region specific – window splashback not available in NSW</i>)

Laundry

Laundry Unit	- 45 litre stainless steel drop in tub
Laundry Cabinet & Benchtop	- 760mm wide laminated laundry cabinet (<i>with soft close hinges</i>) - An extended laminated laundry benchtop (<i>up to 1300mm</i>) - Recessed shadowline (<i>optional</i>)
Tapware	- Chrome laundry mixer tap
Tiling	- 600mm high ceramic tiling to laundry cabinet splashback - Ceramic tiling to laundry floor with 150mm skirting tile (<i>nominal</i>) - Choice of tiles from builder's standard range



Bathroom & Ensuite

Caesarstone® Benchtops	- 20mm Caesarstone® Crystalline silica-free benchtops in a range of colours
Custom Vanities	- Custom designed wall hung or full height vanity with fully-lined laminated finish and choice of handles from builder's standard range with soft close hinges (<i>woodgrain finish not included</i>) - Recessed shadowline (<i>optional</i>)
Basins	- Caroma Tribute inset square, Caroma Luna inset, Clark inset round or Clark inset square basins with chrome pop up and overflow
Accessories	- Phoenix Ralii round or square chrome toilet roll holders, one (1) double towel rails or two (2) robe hooks
Basin Mixer	- Phoenix Arlo hob mounted basin mixer or wall mounted mixer
Freestanding Bath	- 1400mm or 1600mm bath with overflow and chrome waste (<i>home specific</i>)
Bath & Shower Mixers	- Phoenix Arlo wall mounted bath and shower mixers
Rail Shower	- Phoenix Vivid 5 function chrome rail shower
Shower Screens	- Semi-frameless shower screen with silver frame colour and pivot action door
Mirrors	- 900mm high frameless polished edge mirrors to width of vanity - Mirror extended over bath (<i>optional – home specific</i>)
Toilet Suites	- Posh Solus round toilet suite with soft close seat
Tiling	- Ceramic floor tiling to ensuite/s and bathroom/s - Extended tile height to 2100mm on vanity wall and 2100mm high shower in ensuite/s and bathroom/s with 150mm high skirting tile (<i>nominal</i>) - Choice of tile colours from builder's standard range
Privacy Glass	- Satinlite obscure glass to bathroom and ensuite windows
Floor Grates	- Chrome square floor grates

Powder Room

Basin Mixer	- Phoenix Arlo hob mounted basin mixer
Basin	- Caroma Luna inset basin with tap landing and chrome pop up waste and overflow
Custom Vanity	- Custom designed full height vanity with fully-lined laminated finish and choice of handles from builder's standard range with soft close hinges - Recessed shadowline (<i>optional</i>)
Drop Front Vanity	- 350mm laminated top with drop front vanity in a range of colours
Mirror	- 900mm high frameless polished edge mirror to width of hand basin and custom vanity
Toilet Suite	- Posh Solus round toilet suite with soft close seat
Tiling	- Ceramic floor tiling - 150mm high skirting tile (<i>nominal</i>) - Choice of tile colours from builder's standard range
Accessories	- Phoenix Ralii round or square chrome toilet roll holder

Home Specific

Designer Inclusions

Interior

Ceiling Height	- 2400mm high ceilings to single storey and double storey homes
Internal Doors & Handles	- 2040mm flush panel internal doors - Gainsborough chrome passage and privacy internal door handles from builder's standard range (<i>room specific</i>)
Linen Cupboards	- Four (4) shelves to linen cupboards - 2100mm high framed vinyl sliding door or - 2040mm hinged door to linen cupboards (<i>home specific</i>)
Wardrobes	- One (1) shelf to robes with chrome hanging rail - 2100mm mirror sliding doors to bedroom robes (<i>home specific</i>) or - 2040mm hinged doors to bedroom robes (<i>home specific</i>)
Broom Cupboards (<i>home specific</i>)	- One (1) shelf to broom cupboards - 2040mm high hinged door (<i>home specific</i>) - Chrome dummy lever door handle from builder's standard range
Staircase	- Cover grade (to suit carpet) staircase (<i>double storey homes</i>)
Skirting, Architraves & Cornice	- Choice of skirting and architraves from builder's standard range - 75mm cove style cornice throughout home
Paint	- Three (3) coat paint system to internal walls - Two (2) coat gloss aquanamel paint to interior mouldings and doors - Two (2) coat paint system to ceilings and cornice
Electrical	- Light points throughout (<i>home specific</i>) - One (1) two-way light switch to staircase (<i>double storey homes</i>) - Double power points throughout (<i>home specific</i>) - Five (5) single power points in nominated locations - One (1) TV point for single storey homes and two (2) TV points for double storey homes - Exhaust fan ducted to eaves or brickwork (if no eave exists) (<i>home specific</i>) - Earth leakage circuit breakers - Smoke detectors - Ceiling fan with Speed controller and LED light throughout (<i>region specific</i>)
National Broadband Network	- Provision for NBN communication equipment within the garage
Power Point	- One (1) double USB charge point on a double power point

Exterior

Front Entry Door	- Gainsborough double cylinder trilock entry set - Timber entry door 1200mm x 2040mm or 820mm x 2040mm, painted or stained with clear glazing from builder's standard range (<i>home specific</i>)
External Hinged Doors	- 820mm x 2040mm painted flush panel half glass door to garage and/ or laundry with Gainsborough Governor knob and double cylinder deadlock (<i>home specific</i>)
Windows & Sliding Doors	- Powder coated aluminium windows with keyed locks, sliding doors and stacker doors (<i>home specific</i>)
Automatic Garage Door	- Garage door with textured finish in a range of COLORBOND® steel colours and includes one wall button and two remotes
Cladding	- Face brick finish with a large range of brick colours to choose from builder's standard range (<i>home specific</i>) - Lightweight cladding with painted finish (<i>home specific</i>)
Garden Taps	- Two (2) external brass taps (<i>home specific</i>)
Outdoor Living Fan	- Ceiling fan with speed controller and a blade rotation diameter of minimum 900mm to one (1) outdoor living (<i>home and region specific</i>)

Noosaville – Springfield Rise, Spring Mountain



Roof

Roof Covering	- Designer profile concrete roof tiles
Downpipes	- Round PVC painted downpipes
Fascia and Gutters	- COLORBOND® steel fascia and gutters in a range of colours
Roof Pitch	- 25 degree roof pitch (<i>home specific</i>)
Roof Eaves	- 450mm eaves (<i>home specific</i>)



Scan

to download your region specific pricelist and see your energy inclusions

Maximising Energy Efficiency

At Coral Homes, we're committed to working closely with you to build a home that prioritises energy efficiency, minimises ongoing living costs and fits within your budget.

Coral Homes' standard energy inclusions vary from region to region across New South Wales and Queensland. For a list of your energy inclusions, visit our website or speak with a New Home Consultant at a Display Home near you.



Selection Showrooms

Having built thousands of homes, we understand that the process of choosing the colours and products can at times seem a little overwhelming.

Our experts take the time to understand your needs, and will help guide you through the process. Our Selection Showrooms are located in two convenient locations – Varsity Lakes, QLD and Tuggerah, NSW.



Selection Appointment

Our Selection Showroom features an extensive range of fixtures, fittings and showcases all the latest industry products. With numerous styles and colour schemes to choose from, our expert interior designers will help tailor your home and lifestyle to ensure your home is as unique as you!

Lighting & Electrical Appointment

A trained consultant will assist you with your lighting and electrical plan. You will see your electrical plan designed on the screen in front of you as your consultant takes you through the rooms of your new home to discuss the various options.

Tile Appointment

Complete your tile selections with the guidance of an expert consultant at one of our tile partner's selection showrooms. Get the right advice to ensure you have the latest on-trend colour scheme for the all-important tiled areas of your new home.



Scan

to view digital brochure



Exclusive Access Customer Portal

Gain round-the-clock access to the Coral Homes Customer Portal upon completion of your initial paperwork and home deposit.

Our Customer Portal will keep you informed and inspired throughout your home building journey. Access project updates, resources, contracts, documents, and communication all in one convenient location.

Why Coral Homes?

Our foundation is built on transparency, trust and exceptional customer service. Having built over 26,000 homes across three decades, our customers receive a fixed price guarantee, independent quality checks and so much more.



34 Years Experience

Providing a high level of quality, value for money, security and transparency, is why we are one of Australia's largest home builders today.



Fixed Price Guarantee

We understand the financial commitments around building a home and provide you with peace of mind by offering contracts with a Fixed Price Guarantee* upfront.



Independent Quality Inspections

We have a stringent seven step Quality Assurance process to ensure we build each and every home to a high quality. This process includes an independent quality inspection.



Award-Winning Home Builder

We're a proud two-time winner of the HIA Professional Major Builder Award, the industry's most prestigious award. We are also honoured to be named ProductReview winners for customer satisfaction for 2021, 2022 & 2024.

CORAL HOMES

coralhomes.com.au

The fixed price guarantee is in respect to the cost of construction of your house and associated site works in accordance with the specifications of your contract. Coral Homes reserves the right to vary, terminate or suspend the operation of the Fixed Price Guarantee offer in its absolute discretion, without notice. The copyright in the floorplans and facades depicted in this brochure are owned by or licensed to Coral Homes Pty Ltd and may not be reproduced, copied or dealt with in any manner which infringes the exclusive rights of Coral Homes Pty Ltd as prescribed by the Copyright Act 1968 without the express written authorisation of Coral Homes Pty Ltd. Coral Homes Qld Pty Ltd QBCC 1014053. Coral Homes Pty Ltd QBCC 50792, NSW OFT 62084C.