

# CORAL HOMES

Single Storey

—  
New South Wales



## Welcome

Browse through our collection of most-loved single storey homes to find your dream design.  
 Each spacious floorplan is available in multiple facades to suit your style.  
 To discover our full range of homes, visit [coralhomes.com.au](http://coralhomes.com.au)

*Discover our designs*



Photography throughout this guide depicts fixtures, finishes and features such as certain kitchen upgrades, floor tiling, carpets, laminates, bathroom upgrades, ceiling height adjustments, light and electrical fittings, which are not included in the house price, or which are not supplied by Coral Homes, such as electrical appliances, homewares, furniture, driveways, pools, pergolas, landscaping and fencing. Specifications and inclusions are updated regularly, see website for the latest specifications available. Floorplans throughout this guide are indicative only, conceptual in nature and subject to change. Floorplans may depict features and/or other products which are not included in the house design, not included in the house price and/or not available from Coral Homes. External Colours (walls, roof and window/doors etc) shown in this guide are indicative only and may require additional costs to comply with BASIX requirements. Coral Homes recommend discussing ways to minimise costs associated with Energy Efficiency compliance with your New Home Consultant © Coral Homes Pty Ltd. The copyright in the floorplans and facades depicted in this brochure are owned by or licensed to Coral Homes Pty Ltd and may not be reproduced, copied or dealt with in any manner which infringes the exclusive rights of Coral Homes Pty Ltd as prescribed by the Copyright Act 1968 without the express written authorisation of Coral Homes Pty Ltd. Coral Homes Pty Ltd QBCC 50792, NSW OFT 62084C, Coral Homes Qld Pty Ltd QBCC 1014053 ABN 44 011 032 929.



# Single Storey Collection – NSW

We've got a home design to suit your block of land and lifestyle.  
Discover the range.

Lot Width	Home Design					Page
14.5m+	Barcelona 248N	4	2	2.5	2	6
14m+	Barcelona 270N	4	3	2	2	7
15.5m+	Barcelona 301N	4	3	2.5	2	8
9m+	Burwood 127N	3	1	2	1	13
9m+	Burwood 148N	4	1	2	1	14
12.5m+	Capri 191N	4	2	2	2	18
12m+	Capri 205N	4	3	2.5	2	19
12.5m+	Capri 226N	4	3	2	2	21
12.5m+	Capri 238N	4	3	2	2	22
12.5m+	Grange 191N	4	2	2	2	28
12.5m+	Grange 225N	4	3	2	2	30
14.5m+	Grange 247N	4	3	2	2	31

Lot Width	Home Design					Page
12.5m+	Hamilton 195N	4	2	2	2	38
12.5m+	Hamilton 198N	4	2	2	2	39
12.5m+	Hamilton 204N	4	2	2	2	41
12.5m+	Hamilton 205N	4	2	2	2	42
12.5m+	Hamilton 215N	4	2	2	2	43
12.5m+	Hamilton 218N	4	2	2	2	45
12.5m+	Hamilton 227N	4	2	2	2	46
12.5m+	Hamilton 228N	4	2	2	2	47
16m+	Lagos 245N	4	3	2.5	2	52
16m+	Lagos 255N	4	3	2.5	2	53
16m+	Lagos 291N	4	4	2.5	2	55
15m+	Lisbon 225N	4	2	2	2	60
16m+	Lisbon 232N	4	2	2	2	61
16.5m+	Lisbon 254N	4	3	2	2	63
15m+	Lisbon 263N	4	3	2	2	64
16.5m+	Lisbon 276N	4	3	2.5	2	65
17.5m+	Lisbon 293N	4	3	2.5	2	66
17m+	Lisbon 294N	4	4	2.5	2	67

Lot Width	Home Design					Page
12.5m+	Madrid 197N	4	2	2	2	74
12m+	Madrid 207N	4	2	2	2	75
12.5m+	Madrid 209N	4	2	2	2	77
12.5m+	Madrid 216N	4	2	2	2	78
12.5m+	Madrid 235N	4	3	2.5	2	80
14m+	Madrid 260N	4	3	2.5	2	81
15m+	Majorca 256N	4	3	2.5	2	87
15m+	Majorca 273N	4	3	2.5	2	88
15m+	Majorca 292N	4	4	2.5	2	90
15m+	Majorca 307N	4	4	2.5	2	91
12.5m+	Noosaville 188N	3	2	2	2	96
12m+	Noosaville 204N	4	2	2	2	97
12.5m+	Noosaville 216N	4	2	2.5	2	98
12.5m+	Noosaville 228N	4	2	2.5	2	99
12.5m+	Noosaville 233N	4	2	2.5	2	100
14m+	Noosaville 248N	4	2	2.5	2	101

Lot Width	Home Design					Page
12m+	San Marino 199N	4	3	2	2	106
12m+	San Marino 211N	4	3	2	2	107
14.5m+	San Marino 242N	4	3	2	2	109
12.5m+	Santorini 209N	4	3	2	2	114
13.5m+	Santorini 236N	4	3	2	2	115
15m+	Santorini 252N	4	4	2.5	2	116
15.5m+	Santorini 286N	4	4	2.5	2	117
<b>Acreage</b>						
28m+	Highlands 256N	4	3	2	2	122
29m+	Highlands 280N	4	3	2.5	2	123
32.5m+	Highlands 307N	5	3	2.5	2	124
33.5m+	Highlands 340N	5	3	2.5	2	127
35m+	Highlands 386N	5	3	2.5	2	128

Photography from Lagos at Moonee Beach depicts non-standard items including upgraded timber flooring, upgraded Caesarstone® island benchtop and cabinetry fluting, cabinetry handles and finishes, upgraded splashback tiling, undermount sink, 900mm appliances, upgraded butler's pantry with built-in shelving, built-in microwave, feature lighting, upgraded family room window, ceiling height and other items which Coral Homes may not offer or are subject to additional charge. Items such as homewares, furniture and refrigerator are not supplied by Coral Homes. Speak with your New Home Consultant for more details.

# Barcelona Series

New  
design  
series

Our ultra-functional Barcelona designs have four bedrooms, multiple living spaces and practical 'zoned' kids' bedrooms to keep up with the needs of your modern family. Make memories in the open-plan living, dining, kitchen and alfresco areas – your dream entertaining space.



Scan to view series

On  
display

Barcelona (Aspire Display Facade) – SkyRidge, Worongary



Barcelona – SkyRidge, Worongary



Barcelona – SkyRidge, Worongary



Photography from Barcelona at SkyRidge, Worongary depicts non-standard items including upgraded timber flooring, upgraded custom-designed Caesarstone® island benchtop with timber posts, built-in refrigerators and surrounding cabinetry, cabinetry finishes and handles, 900mm appliances, upgraded rangehood and surrounding cabinetry, feature lighting, upgraded butler's party with undermount sink, matte black sink mixer, feature tiling, square set ceiling, upgraded ceiling height and other items which Coral Homes may not offer or are subject to additional charge. Items such as homewares, refrigerators and furniture are not supplied by Coral Homes. Speak with your New Home Consultant for more details.

Photography from Barcelona at SkyRidge, Worongary depicts non-standard facade and items including feature stone, render finish, cladding, timber panelling, timber panel garage door, upgraded front door and side light, feature windows and furnishings, feature lighting, upgraded timber flooring, upgraded custom-designed Caesarstone® island benchtop with timber posts, cabinetry finishes and handles, feature lighting, square set ceiling, undermount sink, matte black sink mixer, feature tiling, upgraded kitchen window, stacker door and handles, built-in cabinetry, feature windows, upgraded ceiling height and other items which Coral Homes may not offer or are subject to additional charge. Items such as homewares, wallpaper, TV, furniture, driveways, outdoor tiling, landscaping and fencing are not supplied by Coral Homes. Speak with your New Home Consultant for more details.

# Barcelona 248N

4 | 2 | 2.5 | 2



Master Bed	4100 x 3620	Dining	3825 x 2810	Outdoor	3000 x 5300	House Length	22.54m
Bed 2	2920 x 3320	Family	4510 x 3950			House Width	12.34m
Bed 3	3000 x 3120	Media	3500 x 4220			House Area	248.74m <sup>2</sup> (26.78sq)
Bed 4	3000 x 3010					<b>Lot width</b>	<b>14.5m+</b>

Floorplan and lot width based on Designer facade. Floorplan is indicative only, conceptual in nature and subject to change without notice. Floorplan may depict features and/or other products which are not included in the house design, not included in the house price and/or not available from Coral Homes. All measurements are in millimetres unless otherwise stated. Floorplan measurements are approximate and are not to scale. Lot width is a guide only and may change due to developer covenants and Local Authority guidelines. For more information speak to your Coral Homes New Home Consultant. © Coral Homes Pty Ltd.

# Barcelona 270N

4 | 3 | 2 | 2



Master Bed	3550 x 4190	Activity	2930 x 4210	Outdoor	2700 x 7470	House Length	23.56m
Bed 2	3000 x 3150	Dining	4500 x 3000			House Width	12.70m
Bed 3	3280 x 3020	Family	4500 x 3890			House Area	270.52m <sup>2</sup> (29.12sq)
Bed 4	2920 x 3310	Media	3500 x 4250			<b>Lot width</b>	<b>14m+</b>

Floorplan and lot width based on Designer facade. Floorplan is indicative only, conceptual in nature and subject to change without notice. Floorplan may depict features and/or other products which are not included in the house design, not included in the house price and/or not available from Coral Homes. All measurements are in millimetres unless otherwise stated. Floorplan measurements are approximate and are not to scale. Lot width is a guide only and may change due to developer covenants and Local Authority guidelines. For more information speak to your Coral Homes New Home Consultant. © Coral Homes Pty Ltd.

# Barcelona 301N

4 | 3 | 2.5 | 2



Master Bed	3870 x 4200	Activity	3050 x 4650	Outdoor	2800 x 7740	House Length	24.17m
Bed 2	3000 x 3200	Dining	4955 x 3000			House Width	13.44m
Bed 3	3120 x 3300	Family	4955 x 4670			House Area	301.40m <sup>2</sup> (32.44sq)
Bed 4	2920 x 3790	Media	3650 x 4300			<b>Lot width</b>	<b>15.5m+</b>

Floorplan and lot width based on Designer facade. Floorplan is indicative only, conceptual in nature and subject to change without notice. Floorplan may depict features and/or other products which are not included in the house design, not included in the house price and/or not available from Coral Homes. All measurements are in millimetres unless otherwise stated. Floorplan measurements are approximate and are not to scale. Lot width is a guide only and may change due to developer covenants and Local Authority guidelines. For more information speak to your Coral Homes New Home Consultant. © Coral Homes Pty Ltd.



Barcelona – SkyRidge, Worongary



Barcelona – SkyRidge, Worongary

Photography from Barcelona at SkyRidge, Worongary depicts non-standard items including upgraded porcelain tiling, non-standard tiling heights, cabinetry finishes and handles, matte black tapware, basin, mirror, bath with chrome overflow, ceiling height, upgraded carpet, stacker door and furnishings, feature lighting and other items which Coral Homes may not offer or are subject to additional charge. Items such as homewares, wallpaper, furniture, timber-look decking, pool, landscaping and fencing are not supplied by Coral Homes. Speak with your New Home Consultant for more details.

# Barcelona Facades

14m+ Lot Width



Scan  
to view  
full facade  
range

Aspire Display Facade



Display facade depicts upgraded features that may not be available in all home designs. Speak with your New Home Consultant for full details on standard inclusions and available facade options.

Mornington



East Hamptons



Southampton



Shoreline Facade with Colorbond® Roof



Facade depicts upgraded features that may not be available in all home designs. Speak with your New Home Consultant for full details on standard inclusions and available facade options.

Designer



Display facade images depict upgraded entry door, two external paint colours, feature stone, render finish, cladding, timber panelling, timber panel garage door, feature windows and furnishings, feature lighting and other items which Coral Homes may not offer or maybe subject to additional charge. All facade images are intended as a guide only and may depict non-standard items such as feature stone, feature brickwork, timber-look panelling, render finish, upgraded garage door colour, two or more paint colours, upgraded entry door, upgraded windows, feature lighting and other items which Coral Homes may not offer or may be subject to additional charge. Facades are indicative only, conceptual in nature and are subject to design changes without notice. Reduced eaves may be utilized subject to lot width requirements. External works such as driveways, landscaping and fencing are not supplied by Coral Homes. For accurate and current information, including house-specific facade drawings, please speak with your Coral Homes New Home Consultant.

All facade images are intended as a guide only and may depict non-standard items such as feature stone, feature brickwork, timber-look panelling, render finish, upgraded garage door colour, two or more paint colours, upgraded entry door, upgraded windows, feature lighting and other items which Coral Homes may not offer or may be subject to additional charge. Facades are indicative only, conceptual in nature and are subject to design changes without notice. Reduced eaves may be utilized subject to lot width requirements. External works such as driveways, landscaping and fencing are not supplied by Coral Homes. For accurate and current information, including house-specific facade drawings, please speak with your Coral Homes New Home Consultant.

# Burwood Series


Designed to fit comfortably on a narrow lot, the Burwood Series is a functional three or four bedroom, single storey home perfect for inner city living and first home buyers. This home is suitable for land with a frontage of 9m or wider and doesn't compromise on quality – despite its compact design.



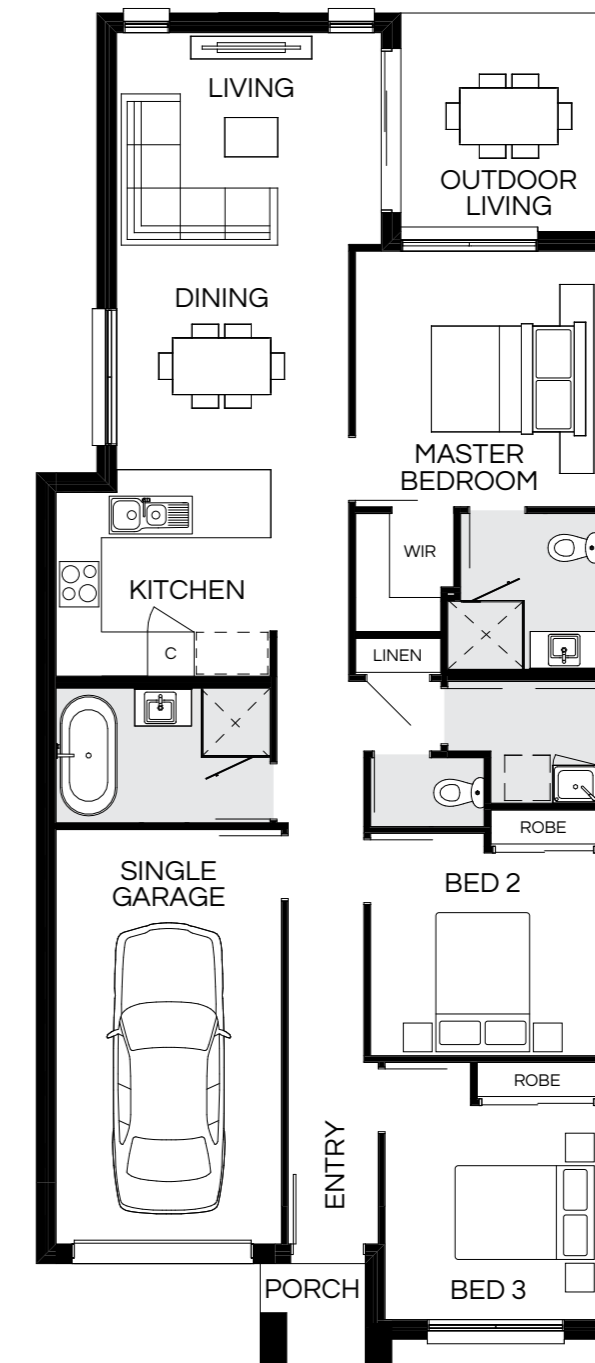
# Burwood 127N

3 | 1 | 2 | 1

Most popular



Noosaville – Harmony, Palmview



Master Bed	3400 x 3230	Dining	2970 x 3090	Outdoor	2890 x 2870	House Length	17.90m
Bed 2	2700 x 3030	Living	2820 x 3520			House Width	7.69m
Bed 3	2850 x 2840					House Area	127.29m <sup>2</sup> (13.70sq)
						<b>Lot width</b>	<b>9m+</b>

Photography from Noosaville at Harmony, Palmview depicts non-standard items including upgraded carpet, stacker door and furnishings, feature lighting, ceiling height, rendered brick posts to outdoor living and other items which Coral Homes may not offer or are subject to additional charge. Items such as homewares, wallpaper, furniture, outdoor tiling, landscaping and fencing are not supplied by Coral Homes. Speak with your New Home Consultant for more details.

Floorplan and lot width based on Designer facade. Floorplan is indicative only, conceptual in nature and subject to change without notice. Floorplan may depict features and/or other products which are not included in the house design, not included in the house price and/or not available from Coral Homes. All measurements are in millimetres unless otherwise stated. Floorplan measurements are approximate and are not to scale. Lot width is a guide only and may change due to developer covenants and Local Authority guidelines. For more information speak to your Coral Homes New Home Consultant. © Coral Homes Pty Ltd.

# Burwood 148N

4 | 1 | 2 | 1



Master Bed	3450 x 3230	Dining	3060 x 3090	Outdoor	3280 x 2750	House Length	20.90m
Bed 2	2850 x 3230	Living	3210 x 3640			House Width	7.69m
Bed 3	2850 x 3030					House Area	148.38m <sup>2</sup> (15.97sq)
Bed 4	2880 x 2840					<b>Lot width</b>	<b>9m+</b>

Floorplan and lot width based on Designer facade. Floorplan is indicative only, conceptual in nature and subject to change without notice. Floorplan may depict features and/or other products which are not included in the house design, not included in the house price and/or not available from Coral Homes. All measurements are in millimetres unless otherwise stated. Floorplan measurements are approximate and are not to scale. Lot width is a guide only and may change due to developer covenants and Local Authority guidelines. For more information speak to your Coral Homes New Home Consultant. © Coral Homes Pty Ltd.

# Burwood Facades

9m+ Lot Width

Centro



Designer



All facade images are intended as a guide only and may depict non-standard items such as feature stone, feature brickwork, timber-look paneling, render finish, upgraded garage door colour, two or more paint colours, upgraded entry door, upgraded windows, feature lighting and other items which Coral Homes may not offer or may be subject to additional charge. Facades are indicative only, conceptual in nature and are subject to design changes without notice. Reduced eaves may be utilized subject to lot width requirements. External works such as driveways, landscaping and fencing are not supplied by Coral Homes. For accurate and current information, including house-specific facade drawings, please speak with your Coral Homes New Home Consultant.


# Capri Series

The popular Capri Series is designed to fit neatly on a 12.5m+ lot width, without compromising on functional features. The open-plan kitchen, dining and living area is the perfect space for family to spend time together, while four bedrooms and a separate living space creates a private sanctuary. Select from a range of flexible floorplans and multiple facades.



Scan to view series

Capri – Everleigh Estate, Greenbank



Photography from Capri at Everleigh, Greenbank depicts non-standard items including upgraded porcelain tiling, upgraded Caesarstone® island benchtop, cabinetry profiles, finishes and handles, feature lighting, upgraded family room window, raked and square set ceiling, ceiling height and other items which Coral Homes may not offer or are subject to additional charge. Items such as homewares, furniture, TV, outdoor tiling, landscaping and fencing are not supplied by Coral Homes. Speak with your New Home Consultant for more details.

Capri (East Hamptons Display Facade) – Everleigh Estate, Greenbank

On display



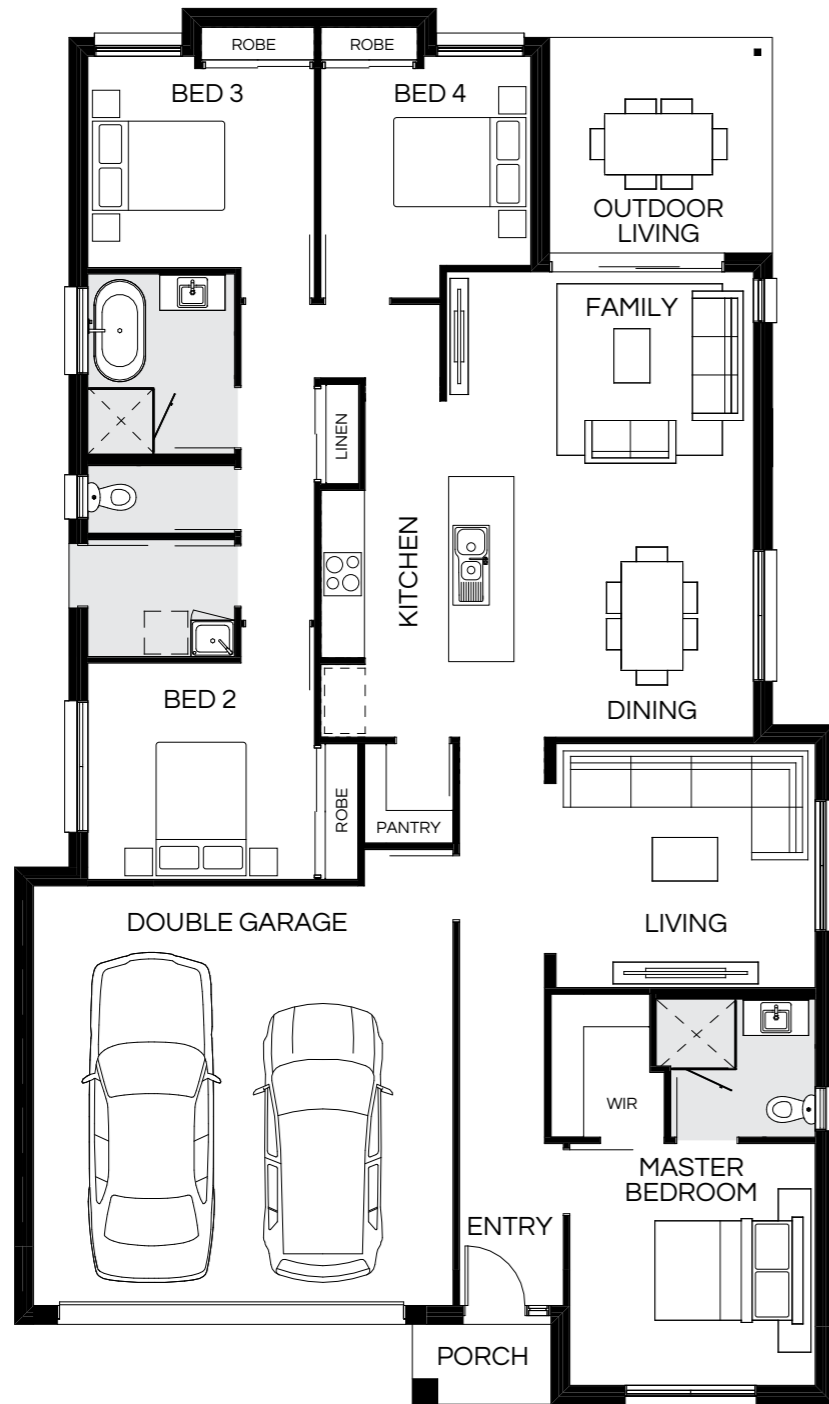
Capri – Everleigh Estate, Greenbank



Photography from Capri at Everleigh, Greenbank depicts non-standard facade and items including upgraded entry door, two external paint colours, feature stone and render, upgraded windows, feature lighting, upgraded porcelain tiling, upgraded Caesarstone® island benchtop, cabinetry profiles, finishes and handles, feature lighting, stacker doors, upgraded family room window, raked and square set ceiling, ceiling height and other items which Coral Homes may not offer or are subject to additional charge. Items such as homewares, furniture, TV, refrigerators, driveways, outdoor tiling, landscaping and fencing are not supplied by Coral Homes. Speak with your New Home Consultant for more details.

# Capri 191N

4 | 2 | 2 | 2



Master Bed	3350 x 3400	Dining	3000 x 3310	Outdoor	2970 x 3070	House Length	19.23m
Bed 2	3000 x 3140	Family	3430 x 4250			House Width	11.29m
Bed 3	2930 x 3140	Living	3380 x 3590			House Area	191.34m <sup>2</sup> (20.60sq)
Bed 4	2900 x 2910					<b>Lot width</b>	<b>12.5m+</b>

Floorplan and lot width based on Designer facade. Floorplan is indicative only, conceptual in nature and subject to change without notice. Floorplan may depict features and/or other products which are not included in the house design, not included in the house price and/or not available from Coral Homes. All measurements are in millimetres unless otherwise stated. Floorplan measurements are approximate and are not to scale. Lot width is a guide only and may change due to developer covenants and Local Authority guidelines. For more information speak to your Coral Homes New Home Consultant. © Coral Homes Pty Ltd.

# Capri 205N

4 | 3 | 2.5 | 2



Master Bed	3500 x 3360	Activity	3140 x 3920	Outdoor	2970 x 3060	House Length	20.50m
Bed 2	2950 x 3000	Dining	3050 x 3750			House Width	10.95m
Bed 3	2900 x 2850	Family	4000 x 4000			House Area	205.49m <sup>2</sup> (22.12sq)
Bed 4	2900 x 2900	Living	3520 x 3400			<b>Lot width</b>	<b>12m+</b>

Floorplan and lot width based on Designer facade. Floorplan is indicative only, conceptual in nature and subject to change without notice. Floorplan may depict features and/or other products which are not included in the house design, not included in the house price and/or not available from Coral Homes. All measurements are in millimetres unless otherwise stated. Floorplan measurements are approximate and are not to scale. Lot width is a guide only and may change due to developer covenants and Local Authority guidelines. For more information speak to your Coral Homes New Home Consultant. © Coral Homes Pty Ltd.

Capri – Everleigh Estate, Greenbank

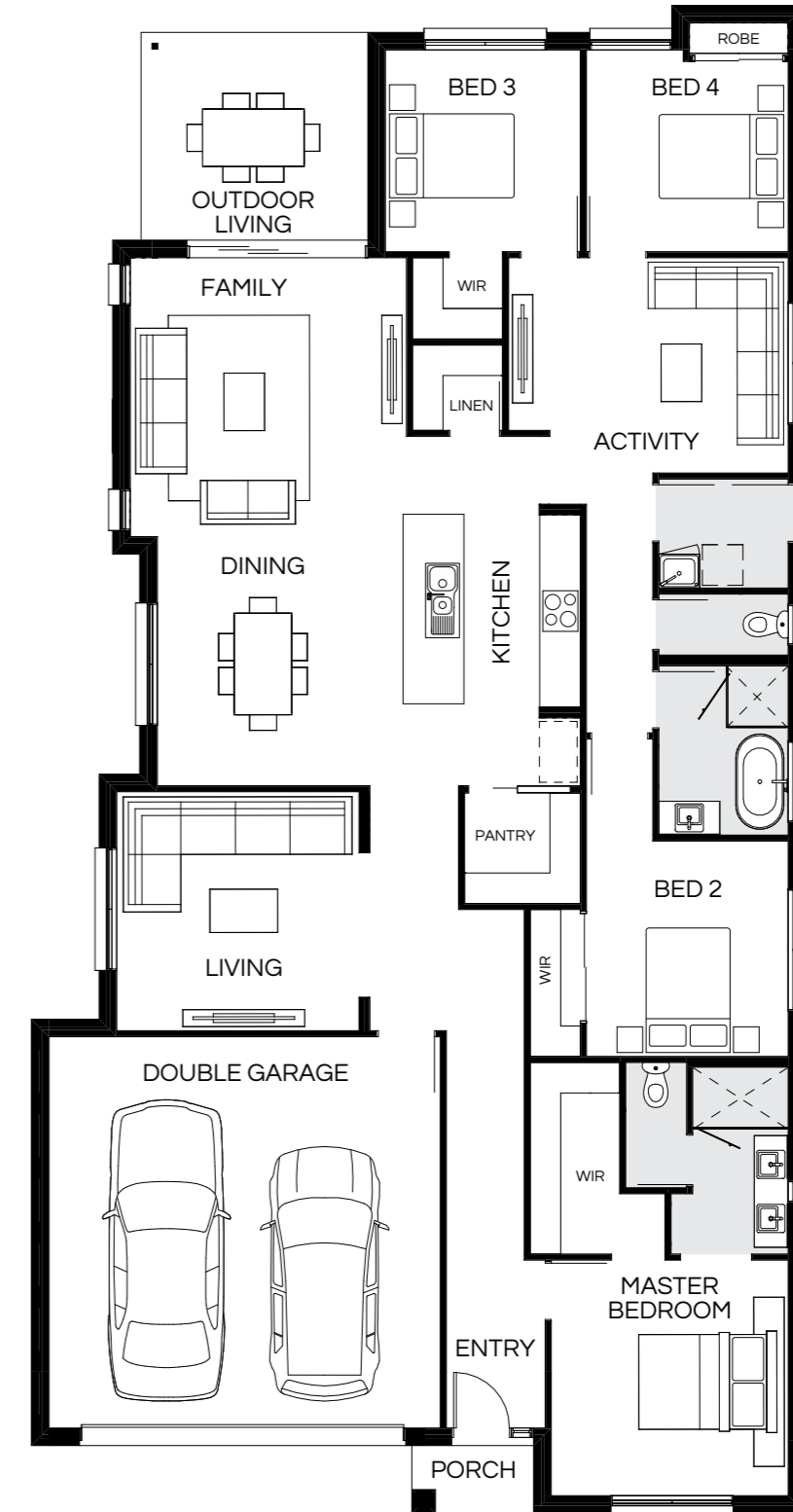


Capri – Everleigh Estate, Greenbank



# Capri 226N

4 | 3 | 2 | 2



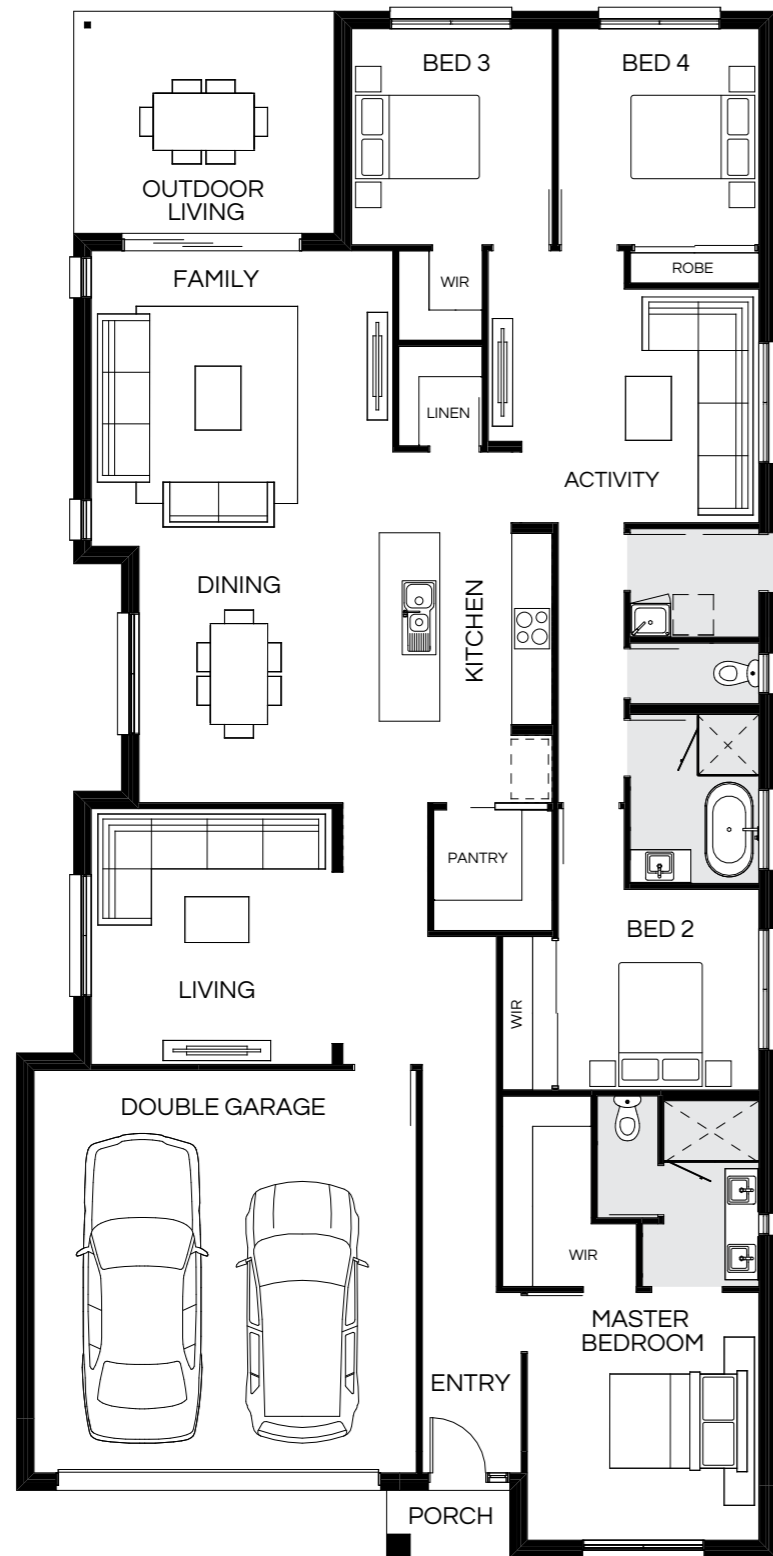
Master Bed	3500 x 3520	Activity	3200 x 4150	Outdoor	3070 x 3370	House Length	22.28m
Bed 2	3200 x 3000	Dining	3680 x 3640			House Width	11.44m
Bed 3	3000 x 2900	Family	4140 x 4100			House Area	226.11m <sup>2</sup> (24.34sq)
Bed 4	2830 x 3000	Living	3550 x 3600			<b>Lot width</b>	<b>12.5m+</b>

Photography from Capri at Everleigh, Greenbank depicts non-standard items including upgraded porcelain tiling, upgraded Caesarstone® island benchtop, cabinetry profiles, finishes and handles, 900mm appliances, upgraded splashback tiling, feature lighting, raked and square set ceiling, ceiling height and other items which Coral Homes may not offer or are subject to additional charge. Items such as homewares, refrigerators and furniture are not supplied by Coral Homes. Speak with your New Home Consultant for more details.

Floorplan and lot width based on Designer facade. Floorplan is indicative only, conceptual in nature and subject to change without notice. Floorplan may depict features and/or other products which are not included in the house design, not included in the house price and/or not available from Coral Homes. All measurements are in millimetres unless otherwise stated. Floorplan measurements are approximate and are not to scale. Lot width is a guide only and may change due to developer covenants and Local Authority guidelines. For more information speak to your Coral Homes New Home Consultant. © Coral Homes Pty Ltd.


# Capri 238N

4 | 3 | 2 | 2



Master Bed	3700 x 3460	Activity	3490 x 3540	Outdoor	3300 x 3870	House Length	22.98m
Bed 2	3000 x 3000	Dining	3810 x 3580			House Width	11.29m
Bed 3	3230 x 3000	Family	4410 x 4500			House Area	238.39m <sup>2</sup> (25.66sq)
Bed 4	3230 x 3000	Living	3820 x 3600			<b>Lot width</b>	<b>12.5m+</b>

Floorplan and lot width based on Designer facade. Floorplan is indicative only, conceptual in nature and subject to change without notice. Floorplan may depict features and/or other products which are not included in the house design, not included in the house price and/or not available from Coral Homes. All measurements are in millimetres unless otherwise stated. Floorplan measurements are approximate and are not to scale. Lot width is a guide only and may change due to developer covenants and Local Authority guidelines. For more information speak to your Coral Homes New Home Consultant. © Coral Homes Pty Ltd.



Capri – Everleigh Estate, Greenbank



Capri – Everleigh Estate, Greenbank

Photography from Capri at Everleigh, Greenbank depicts non-standard items including upgraded carpet, window furnishings, feature lighting, upgraded porcelain tiling, feature tiling to bathroom walls, shower ledge, cabinetry laminated finish and handles, ceiling height and other items which Coral Homes may not offer or are subject to additional charge. Items such as homewares, furniture, wallpaper and landscaping are not supplied by Coral Homes. Speak with your New Home Consultant for more details.

# Capri Facades

12m+ Lot Width



Scan  
to view  
full facade  
range

Coastal Display Facade



Display facade depicts upgraded features that may not be available in all home designs. Speak with your New Home Consultant for full details on standard inclusions and available facade options.

Modern



Hamptons Display Facade



Display facade depicts upgraded features that may not be available in all home designs. Speak with your New Home Consultant for full details on standard inclusions and available facade options.

Southampton



East Hamptons Display Facade



Display facade depicts upgraded features that may not be available in all home designs. Speak with your New Home Consultant for full details on standard inclusions and available facade options.

Designer



Display facade images depict upgraded entry doors, two external paint colours, feature stone and render posts, upgraded windows and feature lighting and other items which Coral Homes may not offer or may be subject to additional charge. All facade images are intended as a guide only and may depict non-standard items such as feature stone, feature brickwork, timber-look panelling, render finish, upgraded garage door colour, two or more paint colours, upgraded entry door, upgraded windows, feature lighting and other items which Coral Homes may not offer or may be subject to additional charge. Facades are indicative only, conceptual in nature and are subject to design changes without notice. Reduced eaves may be utilized subject to lot width requirements. External works such as driveways, landscaping and fencing are not supplied by Coral Homes. For accurate and current information, including house-specific facade drawings, please speak with your Coral Homes New Home Consultant.

All facade images are intended as a guide only and may depict non-standard items such as feature stone, feature brickwork, timber-look panelling, render finish, upgraded garage door colour, two or more paint colours, upgraded entry door, upgraded windows, feature lighting and other items which Coral Homes may not offer or may be subject to additional charge. Facades are indicative only, conceptual in nature and are subject to design changes without notice. Reduced eaves may be utilized subject to lot width requirements. External works such as driveways, landscaping and fencing are not supplied by Coral Homes. For accurate and current information, including house-specific facade drawings, please speak with your Coral Homes New Home Consultant.

# Grange Series

The Grange Series ticks all of the boxes for a family home. Featuring four bedrooms and multiple living areas plus an outdoor space, the compact yet spacious proportions will surely impress. Available in a wide range of floorplans and facades.



Scan to view series

Grange – HomeWorld Thornton



Photography from Grange at HomeWorld Thornton depicts non-standard items including upgraded porcelain tiling, cabinetry laminated finish, upgraded splashback tiling, 900mm appliances, feature lighting, ceiling height and other items which Coral Homes may not offer or are subject to additional charge. Items such as homewares, furniture and refrigerators are not supplied by Coral Homes. Speak with your New Home Consultant for more details.

Grange (Pavilion Display Facade) – HomeWorld Thornton

On display



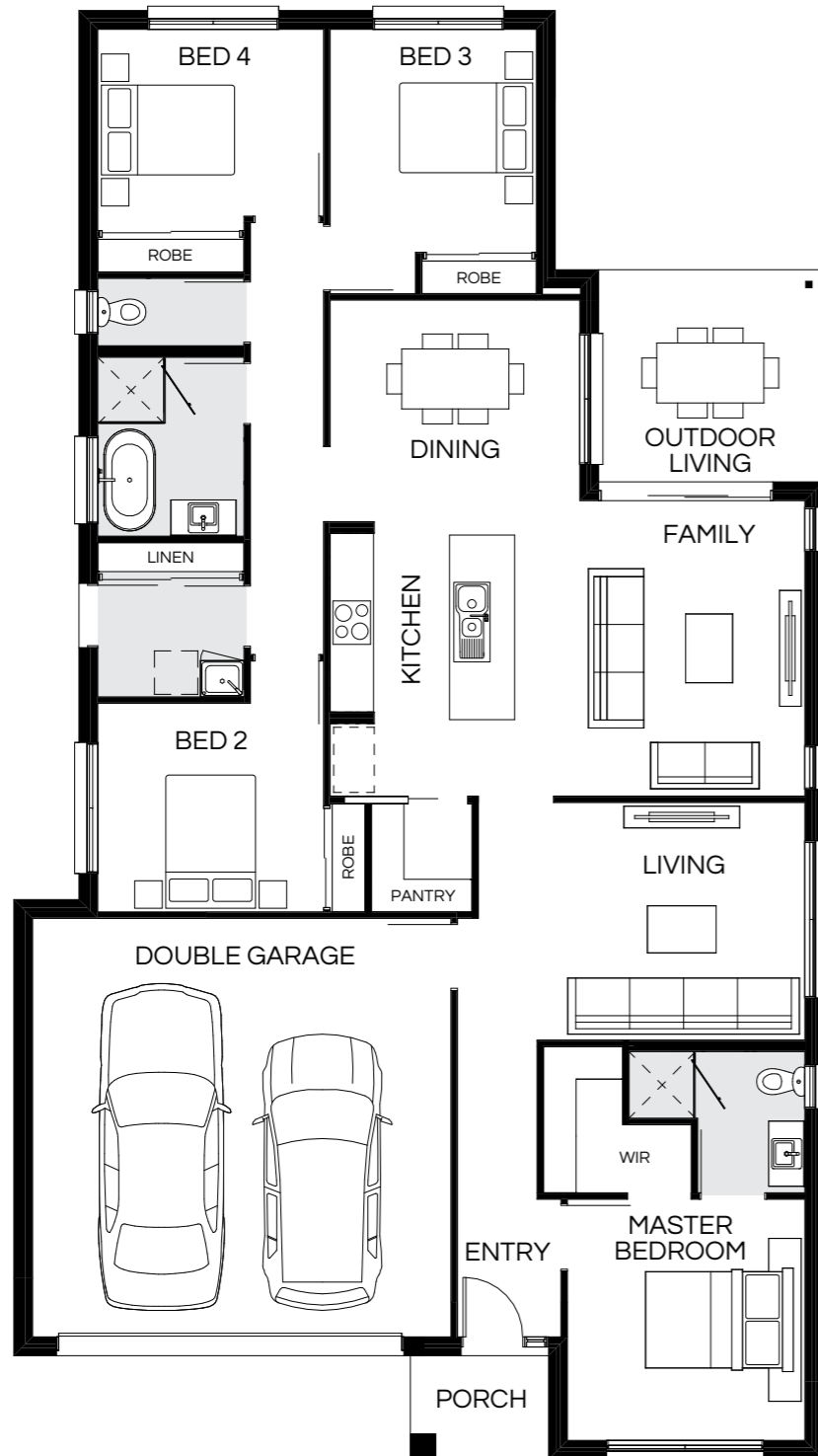
Grange – HomeWorld Thornton



Photography from Grange at HomeWorld Thornton depicts non-standard facade and items including feature tiling, brick, timber and render finish, upgraded entry door, stained entry door frame, timber finish on garage door, upgraded windows, window furnishings, feature lighting, upgraded porcelain tiling, cabinetry laminated finish, upgraded splashback tiling, 900mm appliances, feature lighting, corner stacker doors, ceiling height and other items which Coral Homes may not offer or are subject to additional charge. Items such as homewares, furniture, refrigerators, driveways, outdoor tiling, landscaping and fencing are not supplied by Coral Homes. Speak with your New Home Consultant for more details.

# Grange 191N

4 | 2 | 2 | 2




Master Bed	3350 x 3300	Dining	3240 x 3470	Outdoor	2930 x 3110	House Length	20.01m
Bed 2	2900 x 3140	Family	4100 x 4020			House Width	11.19m
Bed 3	3100 x 2870	Living	3300 x 3480			House Area	191.74m <sup>2</sup> (20.64sq)
Bed 4	2800 x 3140					<b>Lot width</b>	<b>12.5m+</b>

Floorplan and lot width based on Designer facade. Floorplan is indicative only, conceptual in nature and subject to change without notice. Floorplan may depict features and/or other products which are not included in the house design, not included in the house price and/or not available from Coral Homes. All measurements are in millimetres unless otherwise stated. Floorplan measurements are approximate and are not to scale. Lot width is a guide only and may change due to developer covenants and Local Authority guidelines. For more information speak to your Coral Homes New Home Consultant. © Coral Homes Pty Ltd.



Grange – HomeWorld Thornton

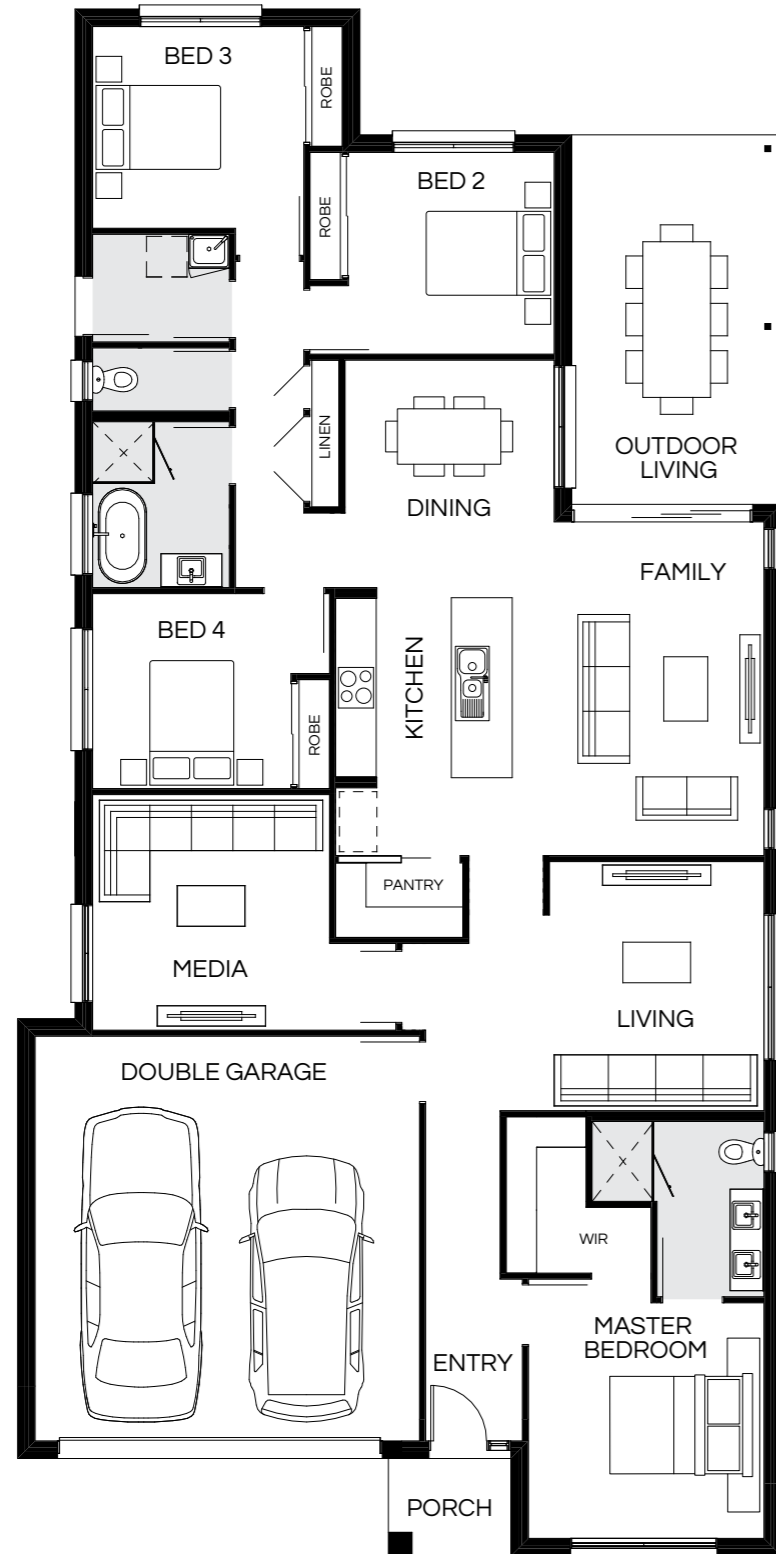


Grange – HomeWorld Thornton

Photography from Grange at HomeWorld Thornton depicts non-standard items including upgraded carpet, ceiling height, feature lighting, upgraded windows and furnishings, upgraded porcelain tiling, corner stacker doors, extended outdoor living area, outdoor fan and other items which Coral Homes may not offer or are subject to additional charge. Items such as homewares, wallpaper, furniture, built-in BBQ, outdoor tiling, landscaping and fencing are not supplied by Coral Homes. Speak with your New Home Consultant for more details.

# Grange 225N

4 | 3 | 2 | 2

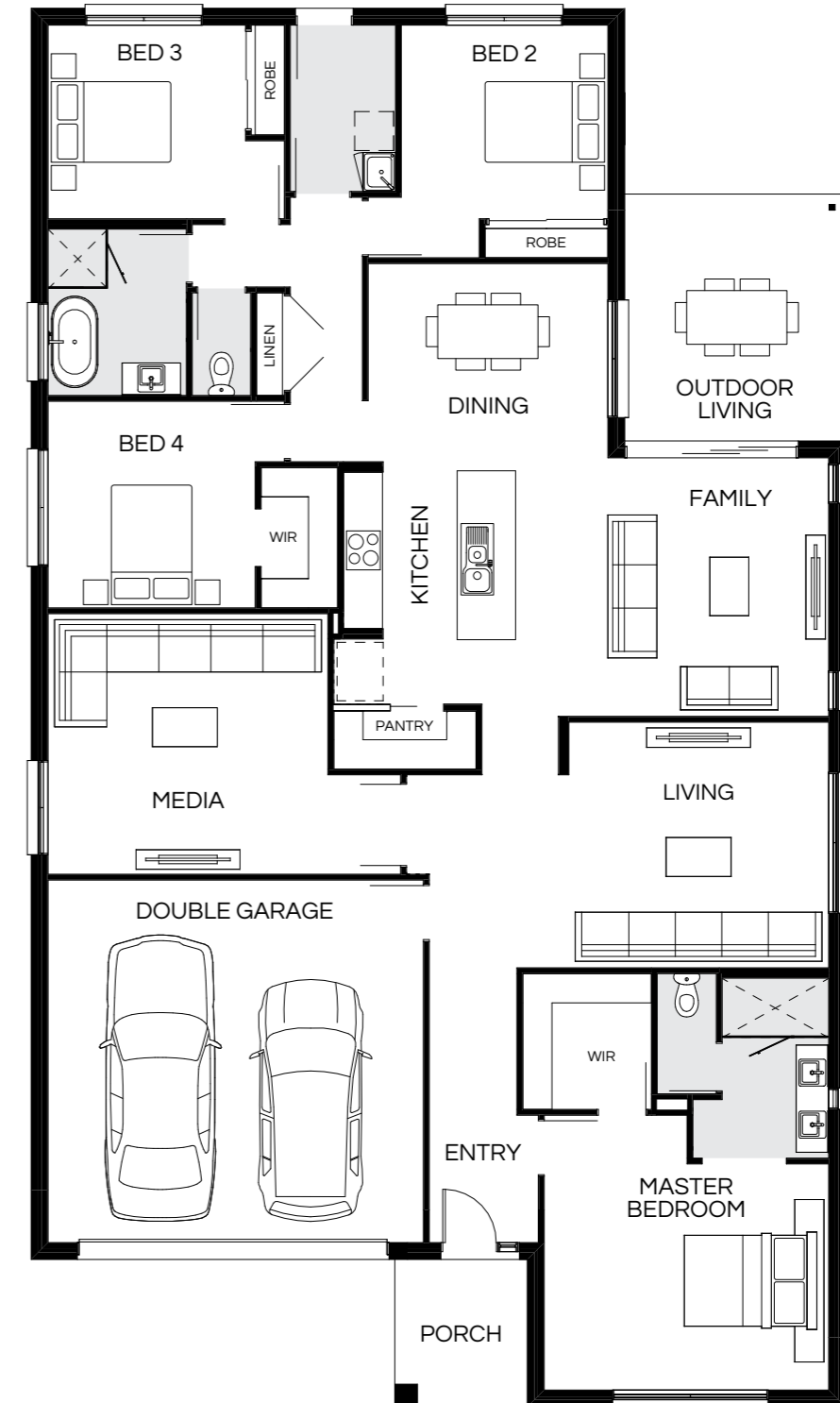


Master Bed	3500 x 3500	Dining	3520 x 3110	Outdoor	5460 x 3100	House Length	22.86m
Bed 2	3000 x 3060	Family	4950 x 3730			House Width	11.29m
Bed 3	3000 x 3140	Living	3700 x 3190			House Area	225.94m <sup>2</sup> (24.32sq)
Bed 4	2900 x 2950	Media	3500 x 3520			<b>Lot width</b>	<b>12.5m+</b>

Floorplan and lot width based on Designer facade. Floorplan is indicative only, conceptual in nature and subject to change without notice. Floorplan may depict features and/or other products which are not included in the house design, not included in the house price and/or not available from Coral Homes. All measurements are in millimetres unless otherwise stated. Floorplan measurements are approximate and are not to scale. Lot width is a guide only and may change due to developer covenants and Local Authority guidelines. For more information speak to your Coral Homes New Home Consultant. © Coral Homes Pty Ltd.

# Grange 247N

4 | 3 | 2 | 2



Master Bed	3500 x 4400	Dining	3200 x 3710	Outdoor	3800 x 3400	House Length	21.53m
Bed 2	3000 x 3200	Family	4000 x 4830			House Width	12.54m
Bed 3	3000 x 3060	Living	3800 x 4020			House Area	247.55m <sup>2</sup> (26.65sq)
Bed 4	3200 x 3210	Media	4030 x 4330			<b>Lot width</b>	<b>14.5m+</b>

Floorplan and lot width based on Designer facade. Floorplan is indicative only, conceptual in nature and subject to change without notice. Floorplan may depict features and/or other products which are not included in the house design, not included in the house price and/or not available from Coral Homes. All measurements are in millimetres unless otherwise stated. Floorplan measurements are approximate and are not to scale. Lot width is a guide only and may change due to developer covenants and Local Authority guidelines. For more information speak to your Coral Homes New Home Consultant. © Coral Homes Pty Ltd.

# Grange Facades

12m+ Lot Width



Scan  
to view  
full facade  
range

Hamptons Display Facade



Display facade depicts upgraded features that may not be available in all home designs. Speak with your New Home Consultant for full details on standard inclusions and available facade options.

Modern



Shoreline Facade with Colorbond® Roof



Facade depicts upgraded features that may not be available in all home designs. Speak with your New Home Consultant for full details on standard inclusions and available facade options.

St Kilda



Mornington



Designer



Display facade images depict upgraded entry door, two external paint colours, feature lighting, upgraded windows and furnishings and other items which Coral Homes may not offer or may be subject to additional charge. All facade images are intended as a guide only and may depict non-standard items such as feature stone, feature brickwork, timber-look panelling, render finish, upgraded garage door colour, two or more paint colours, upgraded entry door, upgraded windows, feature lighting and other items which Coral Homes may not offer or may be subject to additional charge. Facades are indicative only, conceptual in nature and are subject to design changes without notice. Reduced eaves may be utilized subject to lot width requirements. External works such as driveways, landscaping and fencing are not supplied by Coral Homes. For accurate and current information, including house-specific facade drawings, please speak with your Coral Homes New Home Consultant.

All facade images are intended as a guide only and may depict non-standard items such as feature stone, feature brickwork, timber-look panelling, render finish, upgraded garage door colour, two or more paint colours, upgraded entry door, upgraded windows, feature lighting and other items which Coral Homes may not offer or may be subject to additional charge. Facades are indicative only, conceptual in nature and are subject to design changes without notice. Reduced eaves may be utilized subject to lot width requirements. External works such as driveways, landscaping and fencing are not supplied by Coral Homes. For accurate and current information, including house-specific facade drawings, please speak with your Coral Homes New Home Consultant.

# Grange Facades

14m+ Lot Width



Scan  
to view  
full facade  
range

Lodge Display Facade



Display facade depicts upgraded features that may not be available in all home designs. Speak with your New Home Consultant for full details on standard inclusions and available facade options.

Pavilion Display Facade



Display facade depicts upgraded features that may not be available in all home designs. Speak with your New Home Consultant for full details on standard inclusions and available facade options.

East Hamptons



Hamptons



Mornington



Designer



Display facade images depict upgraded entry doors, two external paint colours, feature stone, tile and render posts, upgraded windows and furnishings, feature lighting, timber panel garage door and other items which Coral Homes may not offer or may be subject to additional charge. All facade images are intended as a guide only and may depict non-standard items such as feature stone, feature brickwork, timber-look panelling, render finish, upgraded garage door colour, two or more paint colours, upgraded entry door, upgraded windows, feature lighting and other items which Coral Homes may not offer or may be subject to additional charge. Facades are indicative only, conceptual in nature and are subject to design changes without notice. Reduced eaves may be utilized subject to lot width requirements. External works such as driveways, landscaping and fencing are not supplied by Coral Homes. For accurate and current information, including house-specific facade drawings, please speak with your Coral Homes New Home Consultant.

All facade images are intended as a guide only and may depict non-standard items such as feature stone, feature brickwork, timber-look panelling, render finish, upgraded garage door colour, two or more paint colours, upgraded entry door, upgraded windows, feature lighting and other items which Coral Homes may not offer or may be subject to additional charge. Facades are indicative only, conceptual in nature and are subject to design changes without notice. Reduced eaves may be utilized subject to lot width requirements. External works such as driveways, landscaping and fencing are not supplied by Coral Homes. For accurate and current information, including house-specific facade drawings, please speak with your Coral Homes New Home Consultant.

# Hamilton Series

New  
design  
series

Discover our versatile Hamilton Series featuring four bedrooms, spacious living areas, and an outdoor alfresco that seamlessly opens up from the family room, making this home perfect for your indoor/outdoor entertaining plans.



Scan to view series

Hamilton (Hamptons Display Facade) – Oran Park

On  
display



Hamilton – Oran Park



Hamilton – Oran Park

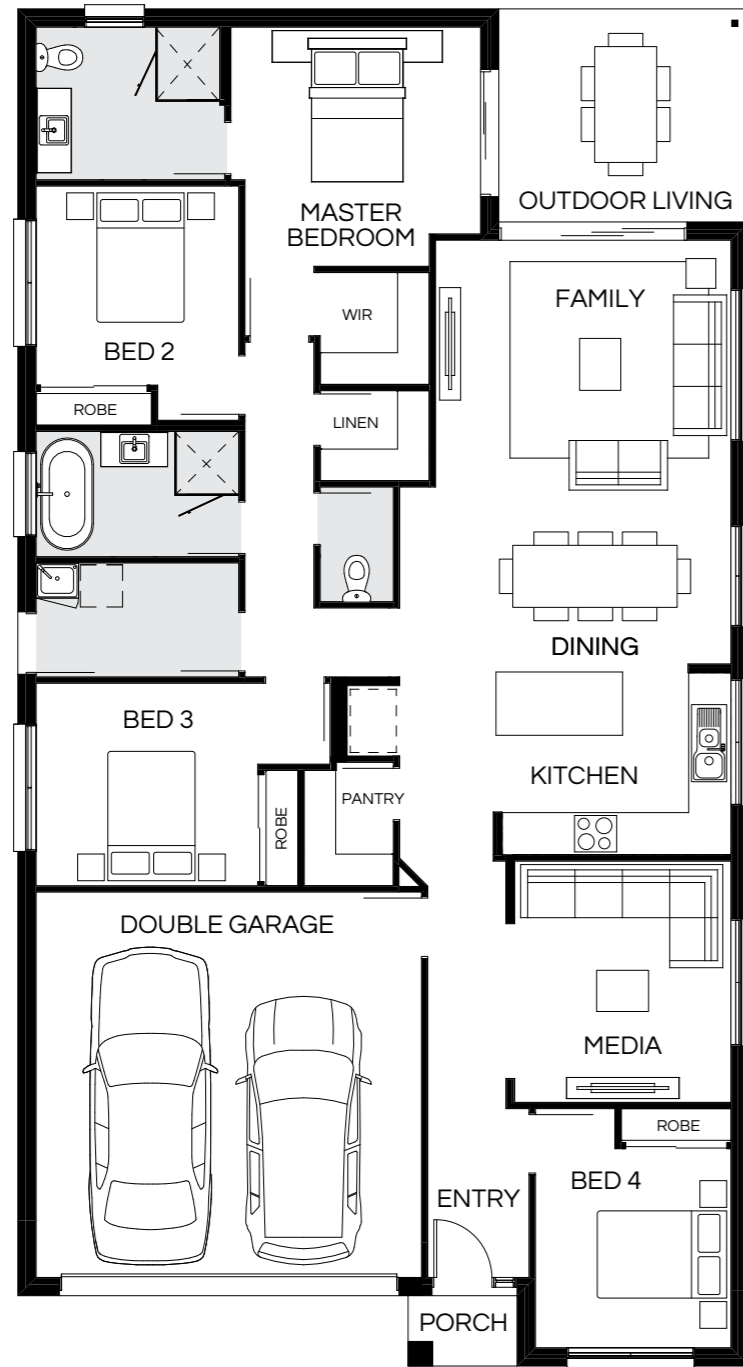


Photography from Hamilton at Oran Park depicts non-standard items including upgraded porcelain tiling, cabinetry profiles and handles, upgraded splashback tiling, 900mm appliances, built-in microwave, upgraded butler's pantry shelving, feature lighting, upgraded kitchen window, window furnishings, sky light, raked and square set ceiling, ceiling height and other items which Coral Homes may not offer or are subject to additional charge. Items such as homewares, landscaping and fencing are not supplied by Coral Homes. Speak with your New Home Consultant for more details.

Photography from Hamilton at Oran Park depicts non-standard facade and items including upgraded entry door, two external paint colours, feature lighting, window furnishings, upgraded porcelain tiling, cabinetry profiles and handles, upgraded splashback tiling, 900mm appliances, upgraded butler's pantry shelving, feature lighting, upgraded kitchen window, sky light, raked and square set ceiling, ceiling height and other items which Coral Homes may not offer or are subject to additional charge. Items such as homewares, refrigerator, furniture, driveway, landscaping and fencing are not supplied by Coral Homes. Speak with your New Home Consultant for more details.

# Hamilton 195N

4 | 2 | 2 | 2

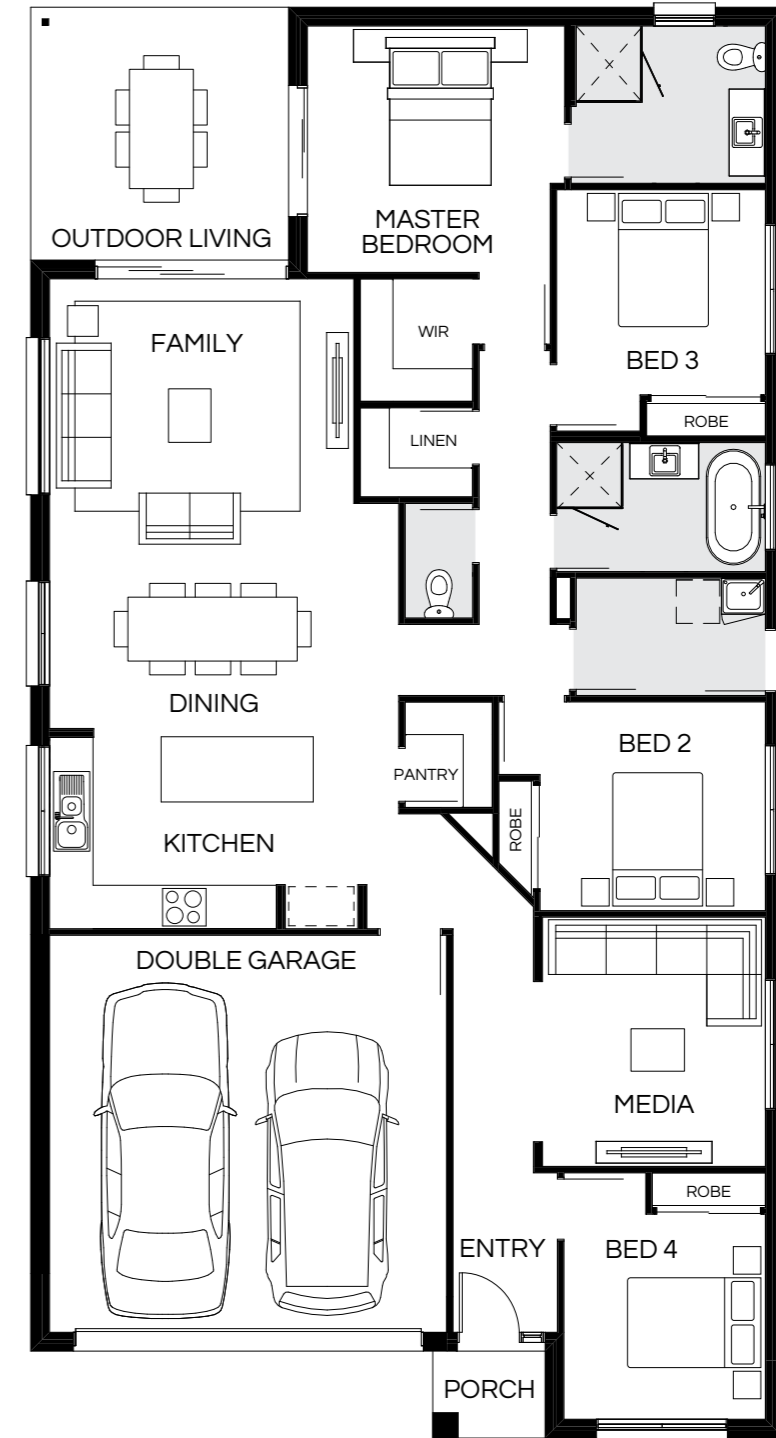


Master Bed	3420 x 3570	Dining	2640 x 4730	Outdoor	3030 x 3560	House Length	19.30m
Bed 2	2900 x 3170	Family	3510 x 4220			House Width	10.40m
Bed 3	2850 x 2900	Media	3450 x 3095			House Area	195.17m <sup>2</sup> (21.01sq)
Bed 4	2850 x 2800					<b>Lot width</b>	<b>12.5m+</b>

Floorplan and lot width based on Designer facade. Floorplan is indicative only, conceptual in nature and subject to change without notice. Floorplan may depict features and/or other products which are not included in the house design, not included in the house price and/or not available from Coral Homes. All measurements are in millimetres unless otherwise stated. Floorplan measurements are approximate and are not to scale. Lot width is a guide only and may change due to developer covenants and Local Authority guidelines. For more information speak to your Coral Homes New Home Consultant. © Coral Homes Pty Ltd.

# Hamilton 198N

4 | 2 | 2 | 2



Master Bed	3420 x 3570	Dining	2650 x 4840	Outdoor	3490 x 3560	House Length	19.75m
Bed 2	2900 x 3130	Family	3680 x 4220			House Width	10.40m
Bed 3	2850 x 2900	Media	3460 x 3095			House Area	198.73m <sup>2</sup> (21.39sq)
Bed 4	2850 x 2800					<b>Lot width</b>	<b>12.5m+</b>

Floorplan and lot width based on Designer facade. Floorplan is indicative only, conceptual in nature and subject to change without notice. Floorplan may depict features and/or other products which are not included in the house design, not included in the house price and/or not available from Coral Homes. All measurements are in millimetres unless otherwise stated. Floorplan measurements are approximate and are not to scale. Lot width is a guide only and may change due to developer covenants and Local Authority guidelines. For more information speak to your Coral Homes New Home Consultant. © Coral Homes Pty Ltd.

Hamilton – Oran Park



Hamilton – Oran Park



# Hamilton 204N

4 | 2 | 2 | 2



Master Bed	3420 x 3520	Dining	2650 x 4730	Outdoor	3490 x 3410	House Length	20.15m
Bed 2	3120 x 3170	Family	3550 x 4220			House Width	10.40m
Bed 3	3110 x 2900	Living	3790 x 2925			House Area	204.01m <sup>2</sup> (21.96sq)
Bed 4	2870 x 3130					<b>Lot width</b>	<b>12.5m+</b>

Photography from Hamilton at Oran Park depicts non-standard items including upgraded porcelain tiling, cabinetry profiles and handles, upgraded splashback tiling, 900mm appliances, upgraded butler's pantry shelving, feature lighting, sky light, built-in desk, upgraded family room window, outdoor fan, raked and square set ceiling, ceiling height and other items which Coral Homes may not offer or are subject to additional charge. Items such as homewares, refrigerator, furniture, outdoor tiling, landscaping and fencing are not supplied by Coral Homes. Speak with your New Home Consultant for more details.

Floorplan and lot width based on Designer facade. Floorplan is indicative only, conceptual in nature and subject to change without notice. Floorplan may depict features and/or other products which are not included in the house design, not included in the house price and/or not available from Coral Homes. All measurements are in millimetres unless otherwise stated. Floorplan measurements are approximate and are not to scale. Lot width is a guide only and may change due to developer covenants and Local Authority guidelines. For more information speak to your Coral Homes New Home Consultant. © Coral Homes Pty Ltd.

# Hamilton 205N

4 | 2 | 2 | 2

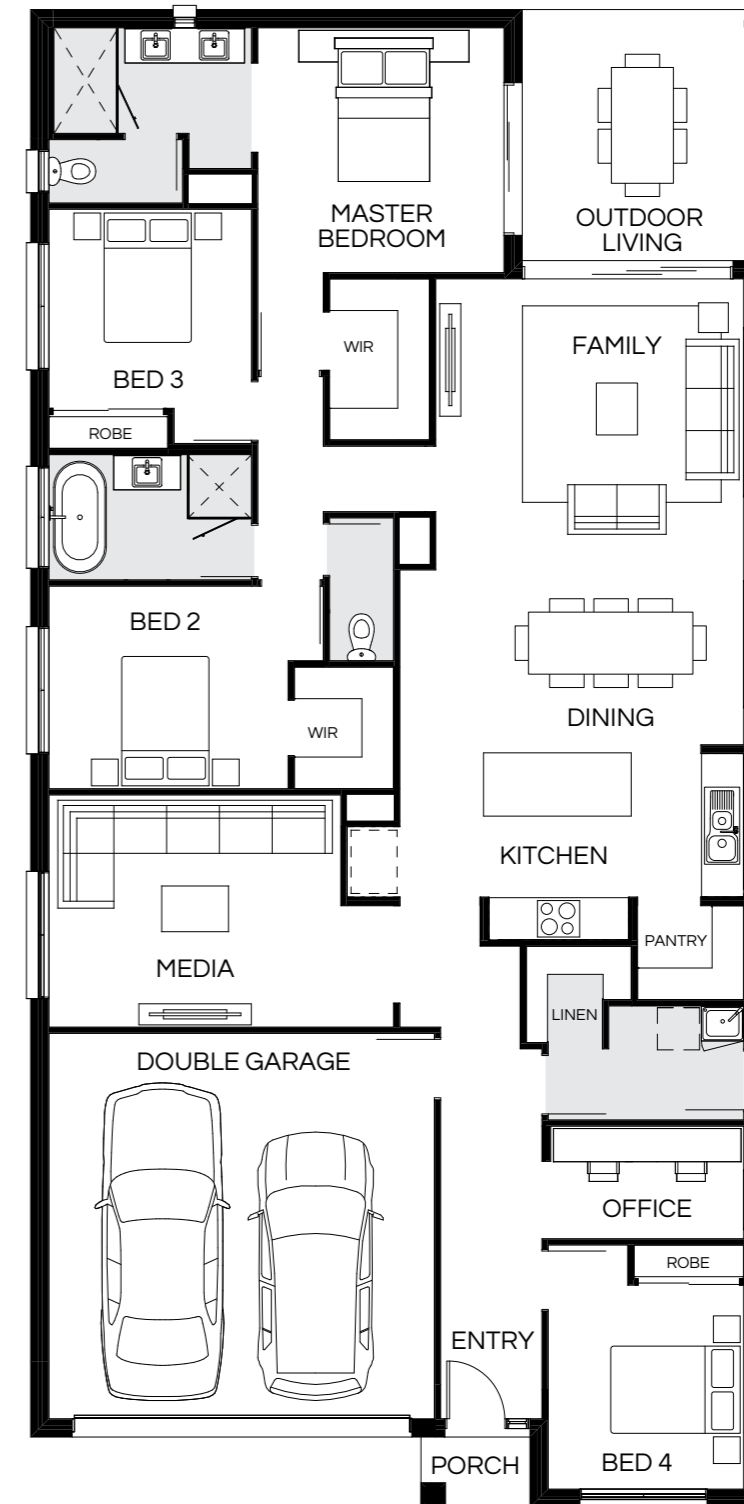


Master Bed	3520 x 3520	Dining	2880 x 4840	Outdoor	3590 x 3410	House Length	20.25m
Bed 2	2900 x 3100	Family	4000 x 4220			House Width	10.40m
Bed 3	2900 x 2900	Living	3620 x 2925			House Area	205.05m <sup>2</sup> (22.07sq)
Bed 4	2820 x 3100					<b>Lot width</b>	<b>12.5m<sup>+</sup></b>

Floorplan and lot width based on Designer facade. Floorplan is indicative only, conceptual in nature and subject to change without notice. Floorplan may depict features and/or other products which are not included in the house design, not included in the house price and/or not available from Coral Homes. All measurements are in millimetres unless otherwise stated. Floorplan measurements are approximate and are not to scale. Lot width is a guide only and may change due to developer covenants and Local Authority guidelines. For more information speak to your Coral Homes New Home Consultant. © Coral Homes Pty Ltd.

# Hamilton 215N

4 | 2 | 2 | 2



Master Bed	3500 x 3520	Dining	2800 x 4910	Outdoor	3570 x 3410	House Length	21.30m
Bed 2	2900 x 3420	Family	3950 x 4400			House Width	10.40m
Bed 3	2850 x 2900	Media	3320 x 4170			House Area	215.96m <sup>2</sup> (23.25sq)
Bed 4	2920 x 2800	Office	1620 x 2765			<b>Lot width</b>	<b>12.5m<sup>+</sup></b>

Floorplan and lot width based on Designer facade. Floorplan is indicative only, conceptual in nature and subject to change without notice. Floorplan may depict features and/or other products which are not included in the house design, not included in the house price and/or not available from Coral Homes. All measurements are in millimetres unless otherwise stated. Floorplan measurements are approximate and are not to scale. Lot width is a guide only and may change due to developer covenants and Local Authority guidelines. For more information speak to your Coral Homes New Home Consultant. © Coral Homes Pty Ltd.

Hamilton – Oran Park

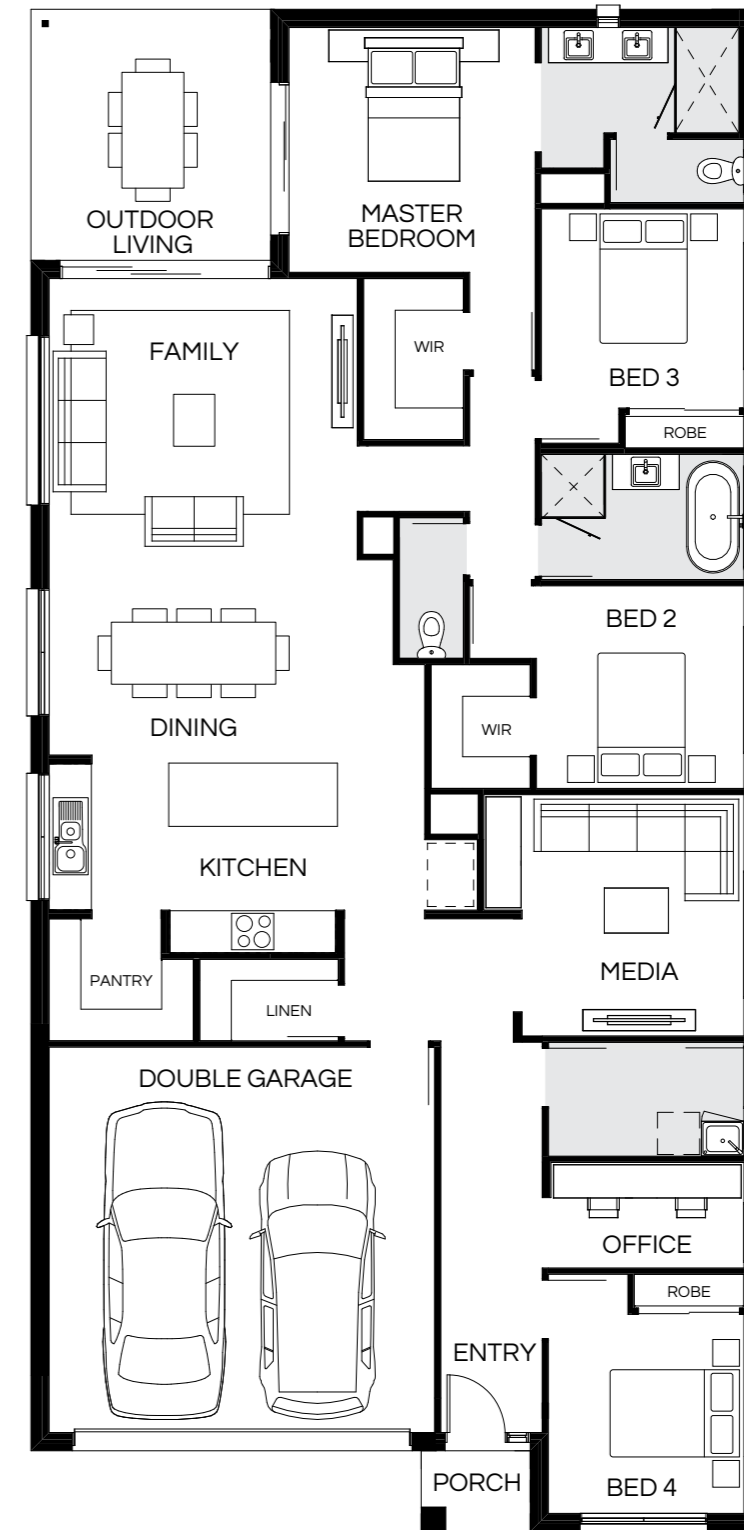


Hamilton – Oran Park



# Hamilton 218N

4 | 2 | 2 | 2



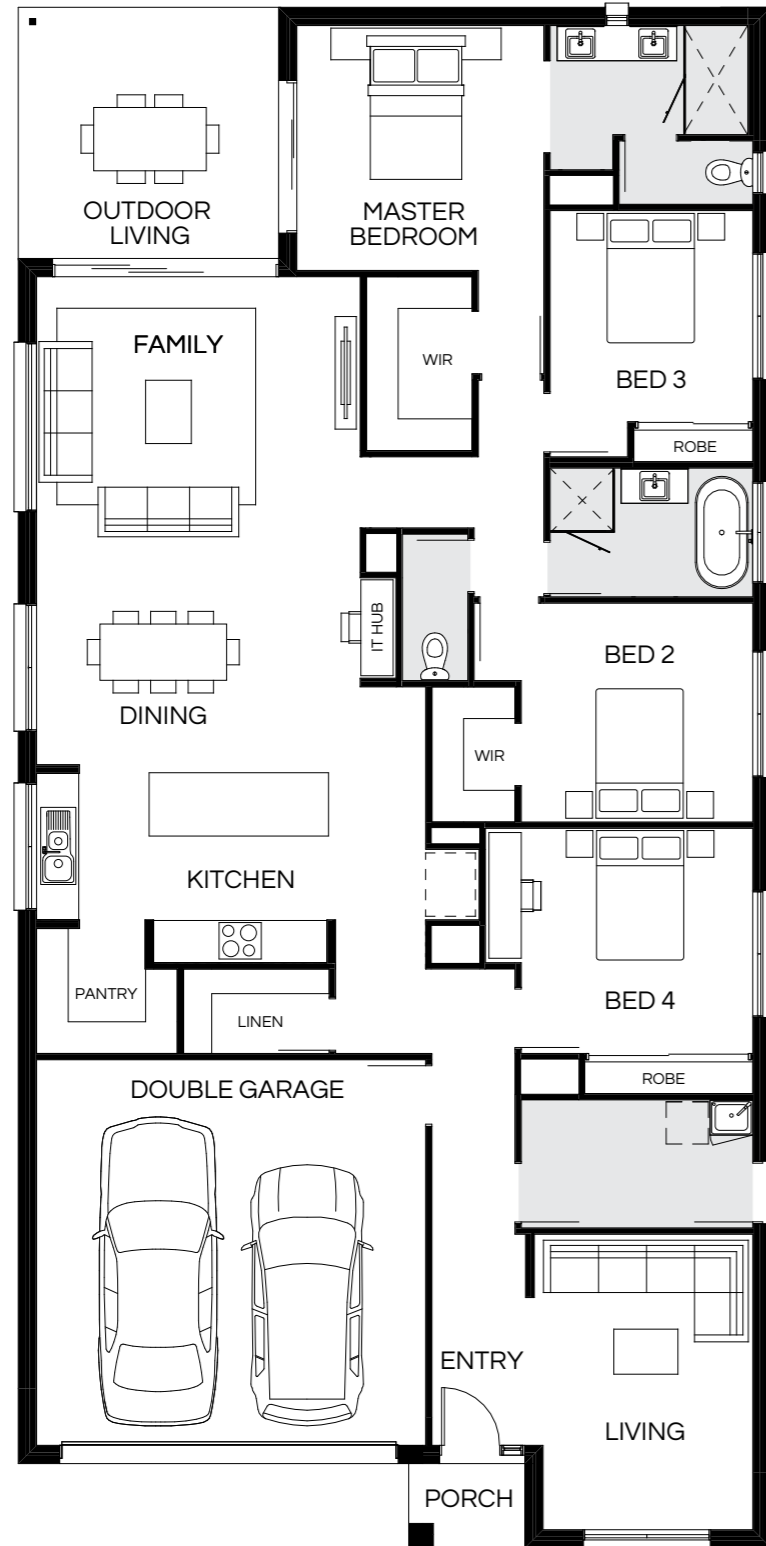
Master Bed	3500 x 3520	Dining	2900 x 4400	Outdoor	3570 x 3410	House Length	21.65m
Bed 2	2900 x 2970	Family	4000 x 4400			House Width	10.40m
Bed 3	2850 x 2900	Media	3450 x 3175			House Area	218.77m <sup>2</sup> (23.55sq)
Bed 4	2850 x 2800	Office	1520 x 2765			<b>Lot width</b>	<b>12.5m+</b>

Photography from Hamilton at Oran Park depicts non-standard items including upgraded carpet, window furnishings, upgraded media room window, feature lighting, ceiling height and other items which Coral Homes may not offer or are subject to additional charge. Items such as homewares, furniture, wallpaper, timber-look decking and landscaping are not supplied by Coral Homes. Speak with your New Home Consultant for more details.

Floorplan and lot width based on Designer facade. Floorplan is indicative only, conceptual in nature and subject to change without notice. Floorplan may depict features and/or other products which are not included in the house design, not included in the house price and/or not available from Coral Homes. All measurements are in millimetres unless otherwise stated. Floorplan measurements are approximate and are not to scale. Lot width is a guide only and may change due to developer covenants and Local Authority guidelines. For more information speak to your Coral Homes New Home Consultant. © Coral Homes Pty Ltd.

# Hamilton 227N

4 | 2 | 2 | 2



Master Bed	3500 x 3530	Dining	2900 x 4620	Outdoor	3570 x 3700	House Length	21.90m
Bed 2	3130 x 3310	Family	4160 x 4620			House Width	10.70m
Bed 3	3020 x 2900	Living	4220 x 3125			House Area	227.67m <sup>2</sup> (24.51sq)
Bed 4	3220 x 3310					<b>Lot width</b>	<b>12.5m+</b>

Floorplan and lot width based on Designer facade. Floorplan is indicative only, conceptual in nature and subject to change without notice. Floorplan may depict features and/or other products which are not included in the house design, not included in the house price and/or not available from Coral Homes. All measurements are in millimetres unless otherwise stated. Floorplan measurements are approximate and are not to scale. Lot width is a guide only and may change due to developer covenants and Local Authority guidelines. For more information speak to your Coral Homes New Home Consultant. © Coral Homes Pty Ltd.

# Hamilton 228N

4 | 2 | 2 | 2



Master Bed	3500 x 3530	Dining	2950 x 4620	Outdoor	3570 x 3700	House Length	21.97m
Bed 2	3020 x 3520	Family	4180 x 4620			House Width	10.70m
Bed 3	2900 x 2900	Media	3520 x 4240			House Area	228.42m <sup>2</sup> (24.59sq)
Bed 4	3000 x 3000	Office	1750 x 2965			<b>Lot width</b>	<b>12.5m+</b>

Floorplan and lot width based on Designer facade. Floorplan is indicative only, conceptual in nature and subject to change without notice. Floorplan may depict features and/or other products which are not included in the house design, not included in the house price and/or not available from Coral Homes. All measurements are in millimetres unless otherwise stated. Floorplan measurements are approximate and are not to scale. Lot width is a guide only and may change due to developer covenants and Local Authority guidelines. For more information speak to your Coral Homes New Home Consultant. © Coral Homes Pty Ltd.

On display

Most popular

# Hamilton Facades

12.5m+ Lot Width



Scan  
to view  
full facade  
range

Coastal Display Facade



Display facade depicts upgraded features that may not be available in all home designs. Speak with your New Home Consultant for full details on standard inclusions and available facade options.

Pavilion



Hamptons Display Facade



Display facade depicts upgraded features that may not be available in all home designs. Speak with your New Home Consultant for full details on standard inclusions and available facade options.

Southampton



East Hamptons



Designer



Display facade images depict upgraded entry doors, two external paint colours, feature lighting and other items which Coral Homes may not offer or may be subject to additional charge. All facade images are intended as a guide only and may depict non-standard items such as feature stone, feature brickwork, timber-look panelling, render finish, upgraded garage door colour, two or more paint colours, upgraded entry door, upgraded windows, feature lighting and other items which Coral Homes may not offer or may be subject to additional charge. Facades are indicative only, conceptual in nature and are subject to design changes without notice. Reduced eaves may be utilized subject to lot width requirements. External works such as driveways, landscaping and fencing are not supplied by Coral Homes. For accurate and current information, including house-specific facade drawings, please speak with your Coral Homes New Home Consultant.

All facade images are intended as a guide only and may depict non-standard items such as feature stone, feature brickwork, timber-look panelling, render finish, upgraded garage door colour, two or more paint colours, upgraded entry door, upgraded windows, feature lighting and other items which Coral Homes may not offer or may be subject to additional charge. Facades are indicative only, conceptual in nature and are subject to design changes without notice. Reduced eaves may be utilized subject to lot width requirements. External works such as driveways, landscaping and fencing are not supplied by Coral Homes. For accurate and current information, including house-specific facade drawings, please speak with your Coral Homes New Home Consultant.

# Lagos Series

These four-bedroom homes are created for families that enjoy both open-plan living and private spaces to retreat. The kids' activity room and bedrooms are located in one section of the home, while the master sits on the opposite side. Enjoy little luxuries such as a walk-in pantry, multiple linen cupboards, a walk-in master robe and double vanity in the ensuite.



Scan to view series

Lagos – Moonee Beach



Photography from Lagos at Moonee Beach depicts non-standard items including upgraded timber flooring, upgraded Caesarstone® island benchtop and cabinetry fluting, cabinetry handles and finishes, upgraded splashback tiling, undermount sink, 900mm appliances, upgraded butler's pantry with built-in shelving, built-in microwave, feature lighting, ceiling height and other items which Coral Homes may not offer or are subject to additional charge. Items such as homewares, furniture and refrigerator are not supplied by Coral Homes. Speak with your New Home Consultant for more details.

Lagos (Shoreline Display Facade) – Moonee Beach

On display



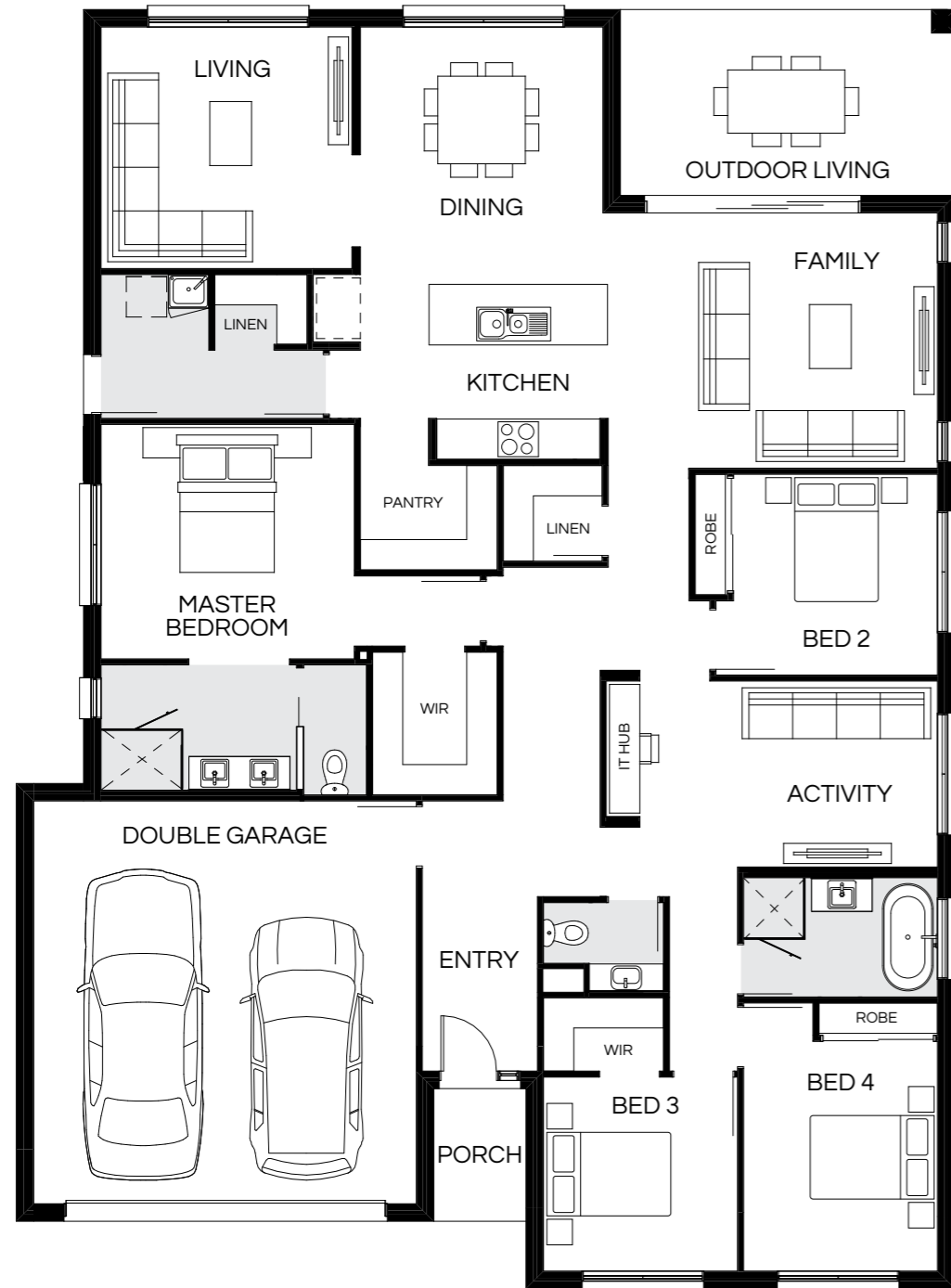
Lagos – Moonee Beach



Photography from Lagos at Moonee Beach depicts non-standard facade and items including double entry doors, two external paint colours, upgraded windows and furnishings, feature lighting, upgraded timber flooring, upgraded Caesarstone® island benchtop and cabinetry fluting, cabinetry handles and finishes, undermount sink, dishwasher, feature lighting, cornerless stacker doors, extended outdoor living areas, fan, ceiling height and other items which Coral Homes may not offer or are subject to additional charge. Items such as homewares, furniture, outdoor tiling, driveways, landscaping and fencing are not supplied by Coral Homes. Speak with your New Home Consultant for more details.

# Lagos 245N

4 | 3 | 2.5 | 2

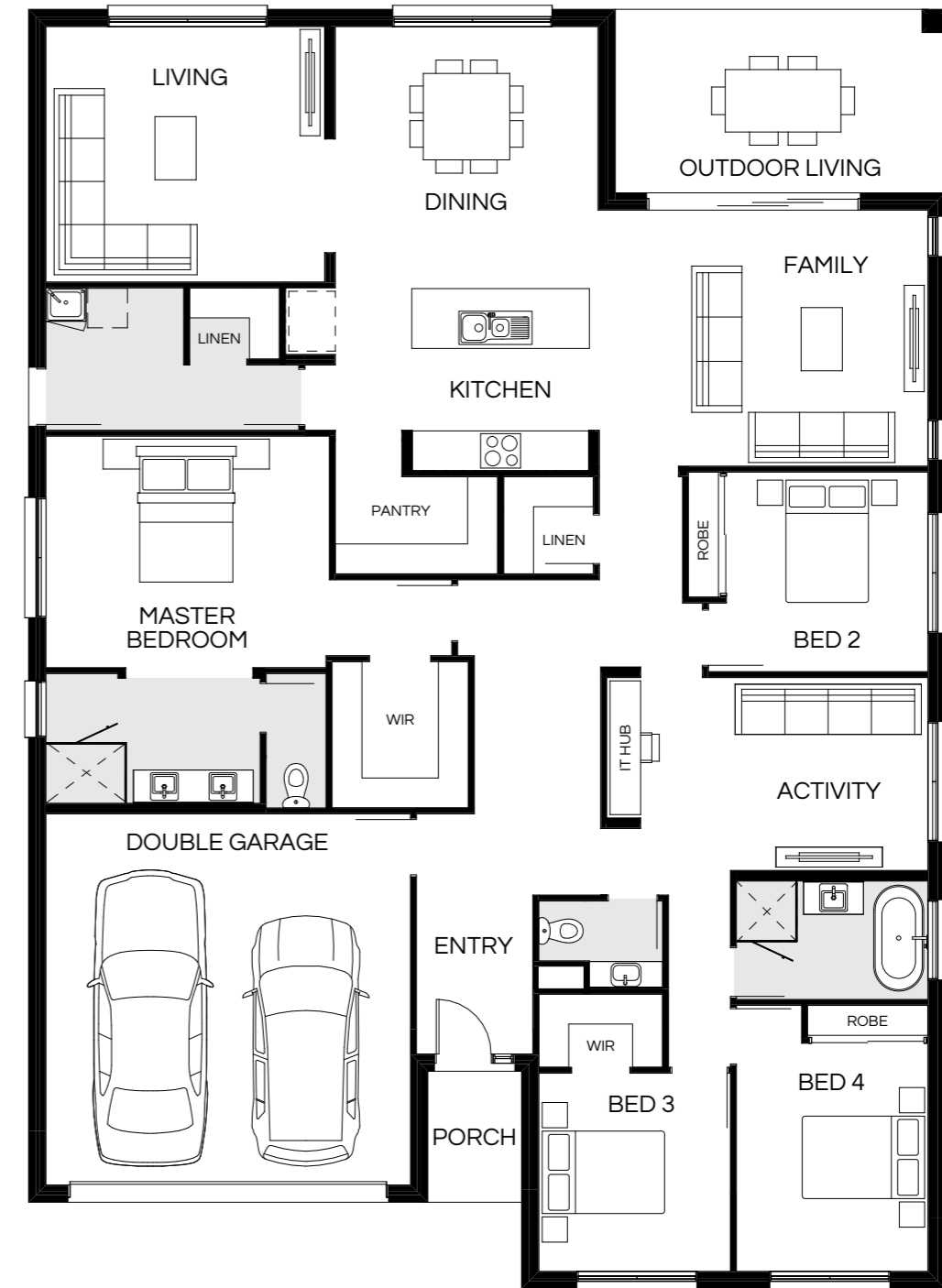


Master Bed	3500 x 3780	Activity	2780 x 4430	Outdoor	2760 x 4970	House Length	18.99m
Bed 2	3000 x 3050	Dining	3830 x 3620			House Width	13.94m
Bed 3	2900 x 2900	Family	3810 x 4910			House Area	245.66m <sup>2</sup> (26.44sq)
Bed 4	3430 x 2900	Living	3605 x 3745			<b>Lot width</b>	<b>16m+</b>

Floorplan and lot width based on Designer facade. Floorplan is indicative only, conceptual in nature and subject to change without notice. Floorplan may depict features and/or other products which are not included in the house design, not included in the house price and/or not available from Coral Homes. All measurements are in millimetres unless otherwise stated. Floorplan measurements are approximate and are not to scale. Lot width is a guide only and may change due to developer covenants and Local Authority guidelines. For more information speak to your Coral Homes New Home Consultant. © Coral Homes Pty Ltd.

# Lagos 255N

4 | 3 | 2.5 | 2



Master Bed	3500 x 4280	Activity	2920 x 4330	Outdoor	2760 x 4960	House Length	19.24m
Bed 2	3020 x 3050	Dining	3950 x 3970			House Width	13.78m
Bed 3	3000 x 2900	Family	3870 x 4960			House Area	255.50m <sup>2</sup> (27.50sq)
Bed 4	3450 x 2900	Living	3860 x 4210			<b>Lot width</b>	<b>16m+</b>

Floorplan and lot width based on Designer facade. Floorplan is indicative only, conceptual in nature and subject to change without notice. Floorplan may depict features and/or other products which are not included in the house design, not included in the house price and/or not available from Coral Homes. All measurements are in millimetres unless otherwise stated. Floorplan measurements are approximate and are not to scale. Lot width is a guide only and may change due to developer covenants and Local Authority guidelines. For more information speak to your Coral Homes New Home Consultant. © Coral Homes Pty Ltd.

Lagos – Moonee Beach



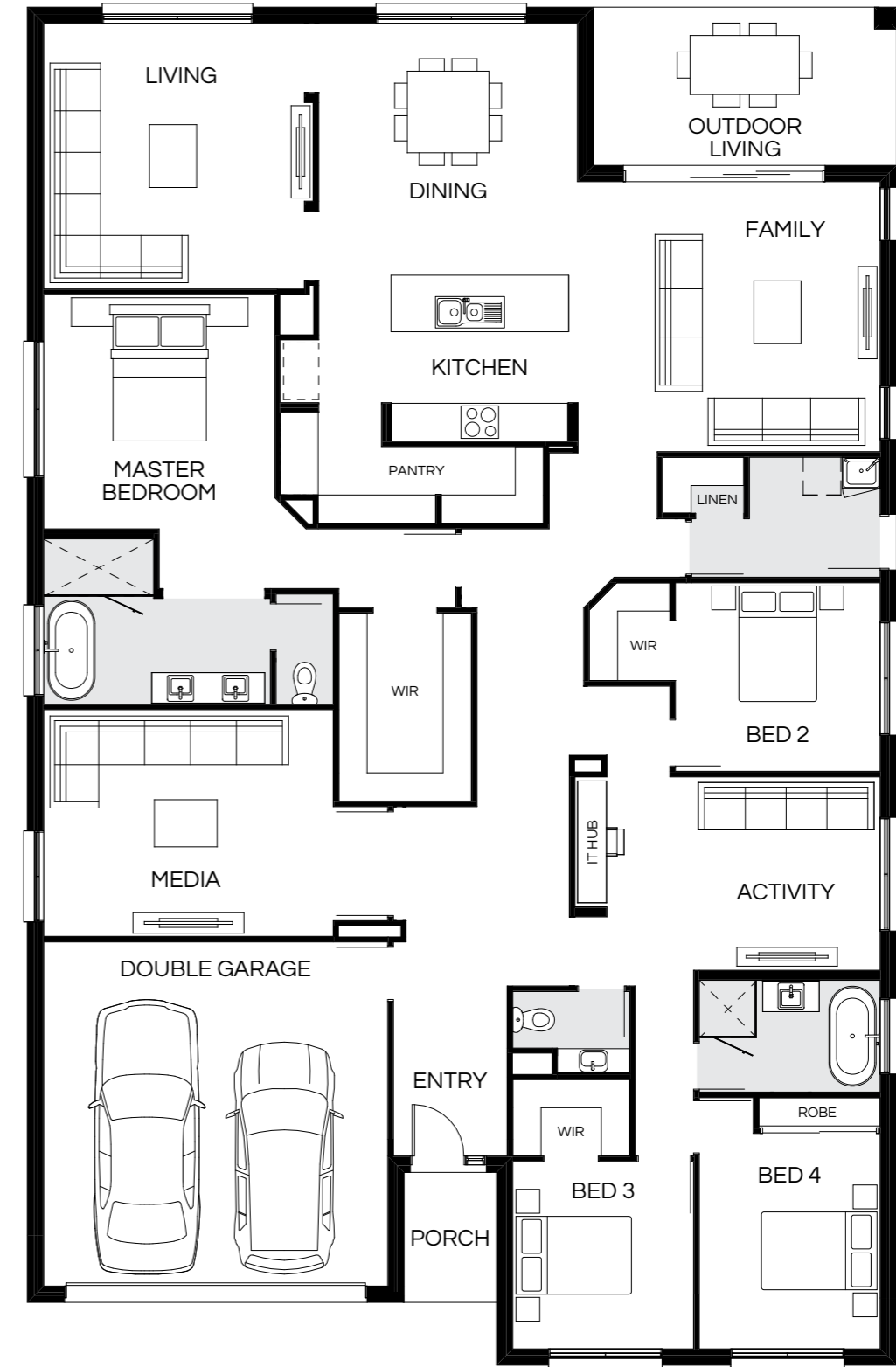
Lagos – Moonee Beach



# Lagos 291N

4 | 4 | 2.5 | 2

On display



Master Bed	3750 x 3700	Activity	3100 x 4370	Media	3630 x 4630	House Length	21.63m
Bed 2	3020 x 3280	Dining	4020 x 4140	Outdoor	2520 x 4820	House Width	13.84m
Bed 3	3000 x 2900	Family	4320 x 4830			House Area	291.89m <sup>2</sup> (31.42sq)
Bed 4	3450 x 2900	Living	4250 x 4170			<b>Lot width</b>	<b>16m+</b>

Photography from Lagos at Moonee Beach depicts non-standard items including upgraded carpet, window furnishings, sliding door to master bedroom with patio area and pergola, feature lighting, upgraded timber flooring, sliding door to living room, ceiling height and other items which Coral Homes may not offer or are subject to additional charge. Items such as homewares, furniture, wallpaper, pergolas, timber-look decking, landscaping and fencing are not supplied by Coral Homes. Speak with your New Home Consultant for more details.

Floorplan and lot width based on Designer facade. Floorplan is indicative only, conceptual in nature and subject to change without notice. Floorplan may depict features and/or other products which are not included in the house design, not included in the house price and/or not available from Coral Homes. All measurements are in millimetres unless otherwise stated. Floorplan measurements are approximate and are not to scale. Lot width is a guide only and may change due to developer covenants and Local Authority guidelines. For more information speak to your Coral Homes New Home Consultant. © Coral Homes Pty Ltd.

# Lagos Facades

16m+ Lot Width



Scan  
to view  
full facade  
range

Coastal Display Facade



Display facade depicts upgraded features that may not be available in all home designs. Speak with your New Home Consultant for full details on standard inclusions and available facade options.

East Hamptons Display Facade



Display facade depicts upgraded features that may not be available in all home designs. Speak with your New Home Consultant for full details on standard inclusions and available facade options.

Shoreline Display Facade



Display facade depicts upgraded features that may not be available in all home designs. Speak with your New Home Consultant for full details on standard inclusions and available facade options.

Lodge



Hamptons



Designer



Display facade images depict upgraded entry doors, feature lighting and other items which Coral Homes may not offer or may be subject to additional charge. All facade images are intended as a guide only and may depict non-standard items such as feature stone, feature brickwork, timber-look paneling, render finish, upgraded garage door colour, two or more paint colours, upgraded entry door, upgraded windows, feature lighting and other items which Coral Homes may not offer or may be subject to additional charge. Facades are indicative only, conceptual in nature and are subject to design changes without notice. Reduced eaves may be utilized subject to lot width requirements. External works such as driveways, landscaping and fencing are not supplied by Coral Homes. For accurate and current information, including house-specific facade drawings, please speak with your Coral Homes New Home Consultant.

All facade images are intended as a guide only and may depict non-standard items such as feature stone, feature brickwork, timber-look paneling, render finish, upgraded garage door colour, two or more paint colours, upgraded entry door, upgraded windows, feature lighting and other items which Coral Homes may not offer or may be subject to additional charge. Facades are indicative only, conceptual in nature and are subject to design changes without notice. Reduced eaves may be utilized subject to lot width requirements. External works such as driveways, landscaping and fencing are not supplied by Coral Homes. For accurate and current information, including house-specific facade drawings, please speak with your Coral Homes New Home Consultant.

# Lisbon Series

The Lisbon Series welcomes you with a sense of spaciousness from the moment you step inside. The thoughtfully designed layout allows for an effortless flow between the living spaces, with the heart of the home opening seamlessly to a generous outdoor alfresco area, perfect for entertaining. The functional design maximises space with multiple living areas, and offers privacy by separating the master retreat from the kids' bedrooms and activity zone.



Scan to view series

Lisbon – Banyan Hill, Ballina



Lisbon (Lodge Display Facade) – Banyan Hill, Ballina



On display

Lisbon – Banyan Hill, Ballina



Photography from Lisbon at Banyan Hill, Ballina depicts non-standard items including upgraded timber flooring, upgraded 40mm Caesarstone® island benchtop and cladding, undermount sink, matte black sink mixer, upgraded splashback tiling, cabinetry handles, profiles and finishes, 900mm appliances, feature lighting, raked and square set ceilings, ceiling height and other items which Coral Homes may not offer or are subject to additional charge. Items such as homewares and furniture are not supplied by Coral Homes. Speak with your New Home Consultant for more details.

Photography from Lisbon at Banyan Hill, Ballina depicts non-standard facade and items including feature stone, render finish, cladding, timber panelling, upgraded entry door with timber surround and highlight window, timber panel garage door, porcelain tiling, feature windows and furnishings, feature lighting, upgraded timber flooring, upgraded Caesarstone® island benchtop and cladding, undermount sink, matte black sink mixer, upgraded splashback tiling, cabinetry handles, profiles and finishes, 900mm appliances, feature lighting, raked and square set ceilings, ceiling height and other items which Coral Homes may not offer or are subject to additional charge. Items such as homewares, wallpaper, furniture, refrigerators, retaining walls, driveways, outdoor tiling, landscaping and fencing are not supplied by Coral Homes. Speak with your New Home Consultant for more details.

# Lisbon 225N

4 | 2 | 2 | 2



Master Bed	3560 x 4090	Dining	3305 x 3540	Outdoor	3550 x 5640	House Length	19.70m
Bed 2	3000 x 3510	Family	4020 x 3640			House Width	12.84m
Bed 3	3000 x 3190	Media	3770 x 3500			House Area	225.23m <sup>2</sup> (24.24sq)
Bed 4	3000 x 2900					<b>Lot width</b>	<b>15m+</b>

Floorplan and lot width based on Designer facade. Floorplan is indicative only, conceptual in nature and subject to change without notice. Floorplan may depict features and/or other products which are not included in the house design, not included in the house price and/or not available from Coral Homes. All measurements are in millimetres unless otherwise stated. Floorplan measurements are approximate and are not to scale. Lot width is a guide only and may change due to developer covenants and Local Authority guidelines. For more information speak to your Coral Homes New Home Consultant. © Coral Homes Pty Ltd.

# Lisbon 232N

4 | 2 | 2 | 2



Master Bed	3720 x 4180	Dining	3280 x 3000	Outdoor	3650 x 4530	House Length	18.94m
Bed 2	3020 x 2900	Family	3800 x 4220			House Width	13.80m
Bed 3	3020 x 2900	Media	3750 x 3690			House Area	232.44m <sup>2</sup> (25.02sq)
Bed 4	3115 x 3420	IT Hub	2410 x 2900			<b>Lot width</b>	<b>16m+</b>

Floorplan and lot width based on Designer facade. Floorplan is indicative only, conceptual in nature and subject to change without notice. Floorplan may depict features and/or other products which are not included in the house design, not included in the house price and/or not available from Coral Homes. All measurements are in millimetres unless otherwise stated. Floorplan measurements are approximate and are not to scale. Lot width is a guide only and may change due to developer covenants and Local Authority guidelines. For more information speak to your Coral Homes New Home Consultant. © Coral Homes Pty Ltd.

Lisbon – HomeWorld Leppington



Lisbon – HomeWorld Leppington



# Lisbon 254N

4 | 3 | 2 | 2



Master Bed	3950 x 3930	Activity	3050 x 4000	Media	3800 x 3850	House Length	20.03m
Bed 2	3000 x 3000	Dining	3740 x 3000	Outdoor	4020 x 5460	House Width	14.38m
Bed 3	3000 x 3000	Family	4370 x 4320			House Area	254.55m <sup>2</sup> (27.40sq)
Bed 4	3000 x 3050	IT Hub	2250 x 2070			<b>Lot width</b>	<b>16.5m+</b>

Photography from Lisbon at HomeWorld Leppington depicts non-standard items including upgraded timber flooring, upgraded island benchtop and cabinetry profiles, cabinetry handles, profiles and finishes, 900mm appliances, upgraded splashback tiling, upgraded pantry shelving, feature window, feature lighting, upgraded entry door and handle, ceiling height, upgraded carpet, built-in wardrobe cabinetry, upgraded stacker doors and handles, outdoor fan and other items which Coral Homes may not offer or are subject to additional charge. Items such as homewares, wallpaper, furniture, refrigerators, outdoor tiling, landscaping and fencing are not supplied by Coral Homes. Speak with your New Home Consultant for more details.

Floorplan and lot width based on Designer facade. Floorplan is indicative only, conceptual in nature and subject to change without notice. Floorplan may depict features and/or other products which are not included in the house design, not included in the house price and/or not available from Coral Homes. All measurements are in millimetres unless otherwise stated. Floorplan measurements are approximate and are not to scale. Lot width is a guide only and may change due to developer covenants and Local Authority guidelines. For more information speak to your Coral Homes New Home Consultant. © Coral Homes Pty Ltd.

# Lisbon 263N

4 | 3 | 2 | 2

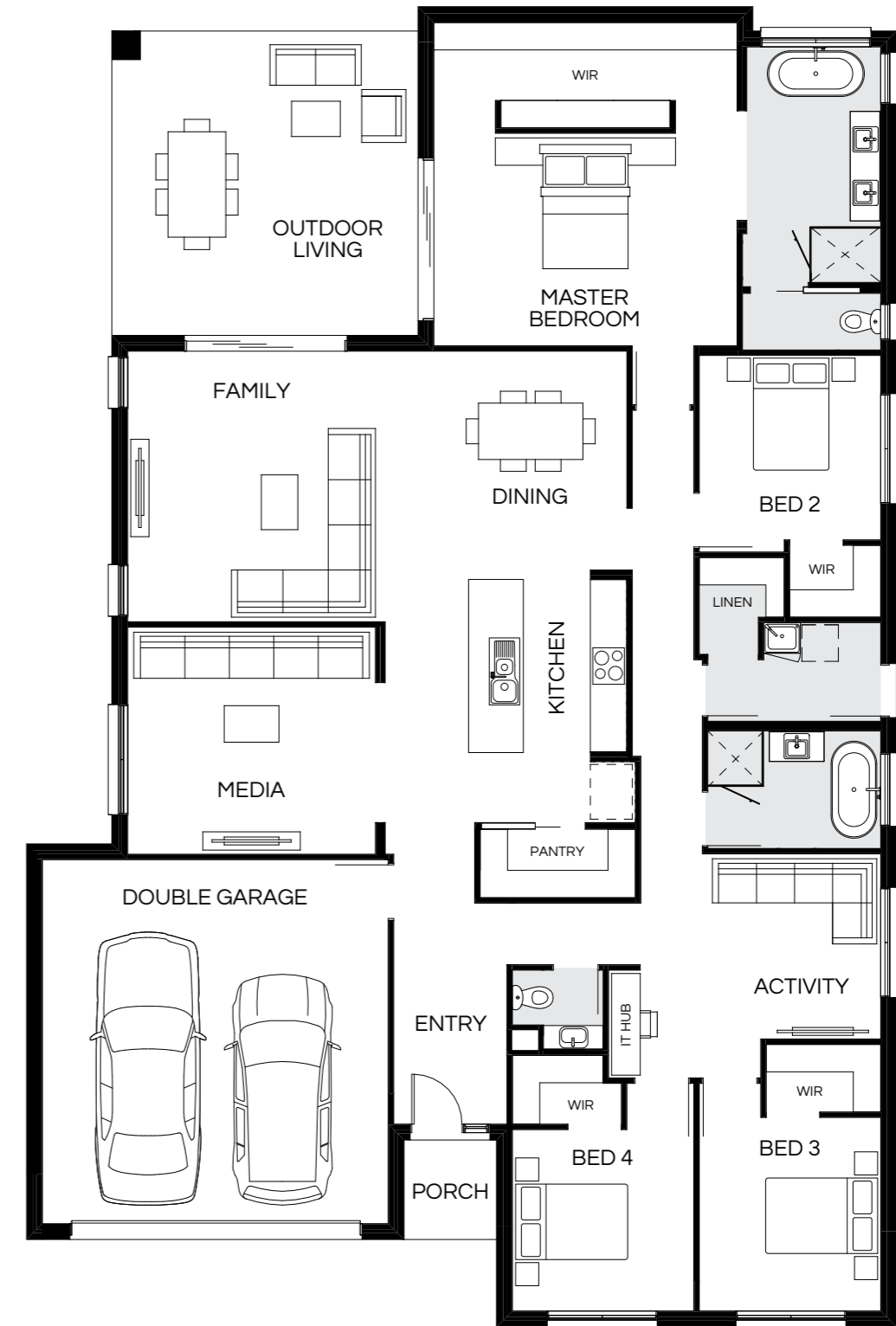


Master Bed	3510 x 5000	Activity	3030 x 3830	Outdoor	5000 x 4980	House Length	20.49m
Bed 2	3230 x 2900	Dining	3760 x 3450			House Width	13.89m
Bed 3	3000 x 2900	Family	4465 x 4850			House Area	263.07m <sup>2</sup> (28.32sq)
Bed 4	2960 x 2940	Media	3750 x 4000			<b>Lot width</b>	<b>15m+</b>

Floorplan and lot width based on Designer facade. Floorplan is indicative only, conceptual in nature and subject to change without notice. Floorplan may depict features and/or other products which are not included in the house design, not included in the house price and/or not available from Coral Homes. All measurements are in millimetres unless otherwise stated. Floorplan measurements are approximate and are not to scale. Lot width is a guide only and may change due to developer covenants and Local Authority guidelines. For more information speak to your Coral Homes New Home Consultant. © Coral Homes Pty Ltd.

# Lisbon 276N

4 | 3 | 2.5 | 2



Master Bed	3510 x 5000	Activity	3060 x 3960	Outdoor	5000 x 5030	House Length	21.69m
Bed 2	3050 x 3000	Dining	3760 x 3280			House Width	14.29m
Bed 3	3200 x 3000	Family	4465 x 4940			House Area	276.67m <sup>2</sup> (29.78sq)
Bed 4	3000 x 3000	Media	3750 x 4090			<b>Lot width</b>	<b>16.5m+</b>

Floorplan and lot width based on Designer facade. Floorplan is indicative only, conceptual in nature and subject to change without notice. Floorplan may depict features and/or other products which are not included in the house design, not included in the house price and/or not available from Coral Homes. All measurements are in millimetres unless otherwise stated. Floorplan measurements are approximate and are not to scale. Lot width is a guide only and may change due to developer covenants and Local Authority guidelines. For more information speak to your Coral Homes New Home Consultant. © Coral Homes Pty Ltd.

On display

# Lisbon 293N

4 | 3 | 2.5 | 2



Master Bed	3660 x 5000	Activity	3040 x 4030	Outdoor	5000 x 5780	House Length	21.69m
Bed 2	3000 x 3200	Dining	3760 x 4550			House Width	15.34m
Bed 3	3200 x 3000	Family	4665 x 4350			House Area	293.45m <sup>2</sup> (31.59sq)
Bed 4	3000 x 3000	Media	3750 x 4210			<b>Lot width</b>	<b>17.5m<sup>+</sup></b>

Floorplan and lot width based on Designer facade. Floorplan is indicative only, conceptual in nature and subject to change without notice. Floorplan may depict features and/or other products which are not included in the house design, not included in the house price and/or not available from Coral Homes. All measurements are in millimetres unless otherwise stated. Floorplan measurements are approximate and are not to scale. Lot width is a guide only and may change due to developer covenants and Local Authority guidelines. For more information speak to your Coral Homes New Home Consultant. © Coral Homes Pty Ltd.

# Lisbon 294N

4 | 4 | 2.5 | 2



Master Bed	3750 x 4300	Activity	3020 x 4010	Retreat	2820 x 4240	House Length	23.99m
Bed 2	2890 x 3050	Dining	3440 x 3650	Outdoor	4880 x 5380	House Width	15.04m
Bed 3	3200 x 3000	Family	4490 x 4870			House Area	294.34m <sup>2</sup> (31.68sq)
Bed 4	3000 x 3100	Media	3750 x 4070			<b>Lot width</b>	<b>17m<sup>+</sup></b>

Floorplan and lot width based on Designer facade. Floorplan is indicative only, conceptual in nature and subject to change without notice. Floorplan may depict features and/or other products which are not included in the house design, not included in the house price and/or not available from Coral Homes. All measurements are in millimetres unless otherwise stated. Floorplan measurements are approximate and are not to scale. Lot width is a guide only and may change due to developer covenants and Local Authority guidelines. For more information speak to your Coral Homes New Home Consultant. © Coral Homes Pty Ltd.

# Lisbon Facades

15m+ Lot Width



Scan  
to view  
full facade  
range

East Hamptons



Lodge



Elliot Portico



Designer



Hamptons



All facade images are intended as a guide only and may depict non-standard items such as feature stone, feature brickwork, timber-look paneling, render finish, upgraded garage door colour, two or more paint colours, upgraded entry door, upgraded windows, feature lighting and other items which Coral Homes may not offer or may be subject to additional charge. Facades are indicative only, conceptual in nature and are subject to design changes without notice. Reduced eaves may be utilized subject to lot width requirements. External works such as driveways, landscaping and fencing are not supplied by Coral Homes. For accurate and current information, including house-specific facade drawings, please speak with your Coral Homes New Home Consultant.

All facade images are intended as a guide only and may depict non-standard items such as feature stone, feature brickwork, timber-look paneling, render finish, upgraded garage door colour, two or more paint colours, upgraded entry door, upgraded windows, feature lighting and other items which Coral Homes may not offer or may be subject to additional charge. Facades are indicative only, conceptual in nature and are subject to design changes without notice. Reduced eaves may be utilized subject to lot width requirements. External works such as driveways, landscaping and fencing are not supplied by Coral Homes. For accurate and current information, including house-specific facade drawings, please speak with your Coral Homes New Home Consultant.

# Lisbon Facades

15m-18m+ Lot Width



Scan  
to view  
full facade  
range

Lodge Display Facade



Display facade depicts upgraded features that may not be available in all home designs. Speak with your New Home Consultant for full details on standard inclusions and available facade options.

Modern Display Facade



Display facade depicts upgraded features that may not be available in all home designs. Speak with your New Home Consultant for full details on standard inclusions and available facade options.

Hamptons Display Facade



Display facade depicts upgraded features that may not be available in all home designs. Speak with your New Home Consultant for full details on standard inclusions and available facade options.

East Hamptons



Elliot Portico



Designer



Display facade images depict feature stone, render finish, cladding, timber panelling, grand entry door with timber surround, highlight windows to front entry doors, double entry doors, two external paint colours, timber panel garage door, feature windows and furnishings, feature lighting and other items which Coral Homes may not offer or may be subject to additional charge. All facade images are intended as a guide only and may depict non-standard items such as feature stone, feature brickwork, timber-look panelling, render finish, upgraded garage door colour, two or more paint colours, grand entry doors, upgraded windows, feature lighting and other items which Coral Homes may not offer or may be subject to additional charge. Facades are indicative only, conceptual in nature and are subject to design changes without notice. External works such as driveways, landscaping and fencing are not supplied by Coral Homes. For accurate and current information, including house-specific facade drawings, please speak with your Coral Homes New Home Consultant.

All facade images are intended as a guide only and may depict non-standard items such as feature stone, feature brickwork, timber-look panelling, render finish, upgraded garage door colour, two or more paint colours, grand entry doors, upgraded windows, feature lighting and other items which Coral Homes may not offer or may be subject to additional charge. Facades are indicative only, conceptual in nature and are subject to design changes without notice. External works such as driveways, landscaping and fencing are not supplied by Coral Homes. For accurate and current information, including house-specific facade drawings, please speak with your Coral Homes New Home Consultant.

# Madrid Series

Featuring a modern kitchen and an oversized walk-in pantry, the Madrid Series is the perfect single storey family home. This spacious design has four bedrooms including a generous master suite, multiple living spaces and double garage. Designed for lot widths of 12m or more.



Scan to view series

Madrid (Pavilion Display Facade) – HomeWorld Warnervale

On display



Madrid – HomeWorld Warnervale



Madrid – HomeWorld Warnervale

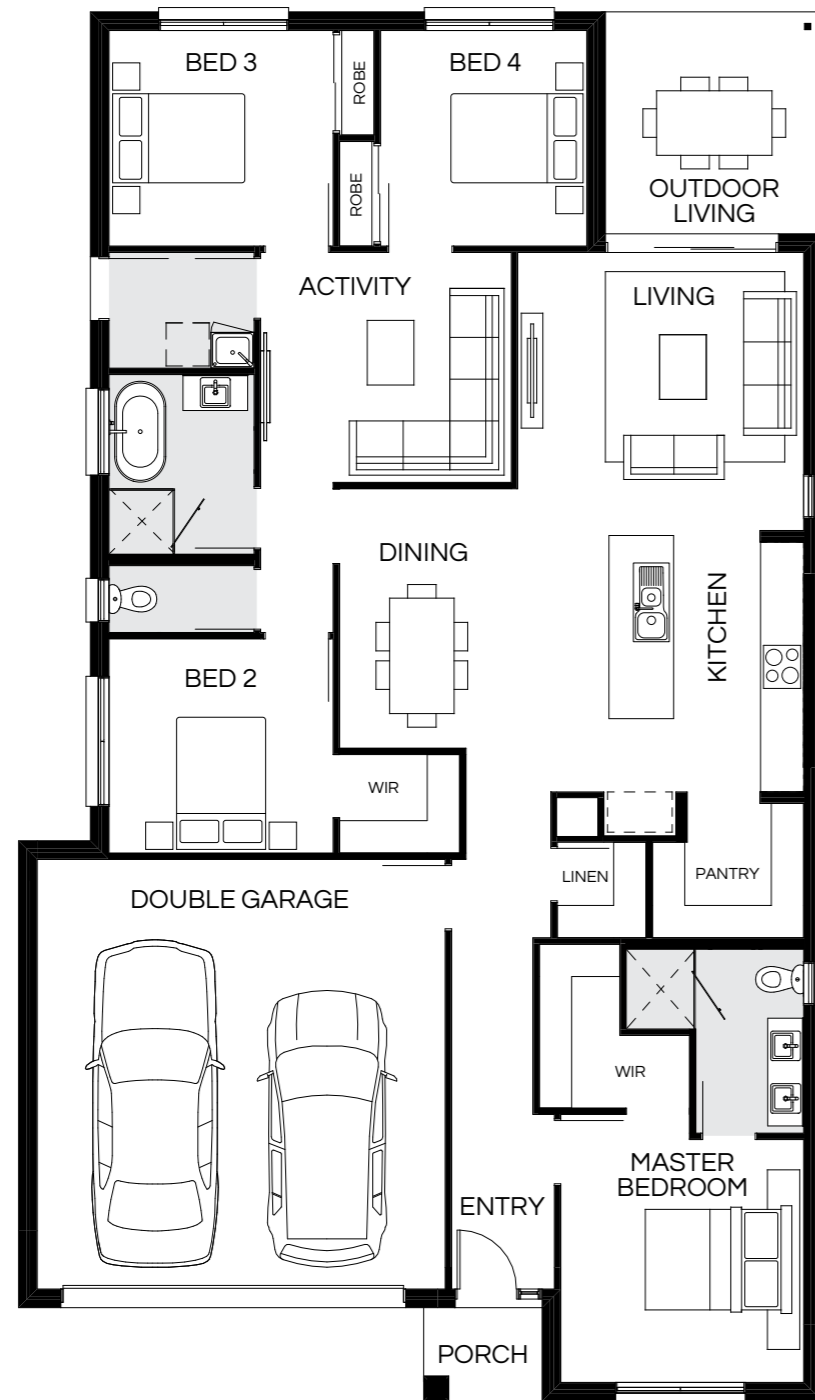


Photography from Madrid at HomeWorld Warnervale depicts non-standard items including upgraded porcelain tiling, upgraded Caesarstone® waterfall island benchtop and laminated finish, cabinetry finishes, upgraded splashback tiling, 900mm appliances, feature lighting, kitchen window, raked and square set ceiling, ceiling height and other items which Coral Homes may not offer or are subject to additional charge. Items such as homewares, wallpaper and refrigerators are not supplied by Coral Homes. Speak with your New Home Consultant for more details.

Photography from Madrid at HomeWorld Warnervale depicts non-standard facade and items including feature tiling, timber and render finish, upgraded entry door, stained entry door frame, matte black handle, upgraded windows, feature lighting, upgraded porcelain tiling, upgraded Caesarstone® waterfall island benchtop and laminated finish, cabinetry finishes, upgraded splashback tiling, 900mm appliances, feature lighting, upgraded windows, raked and square set ceiling, ceiling height and other items which Coral Homes may not offer or are subject to additional charge. Items such as homewares, wallpaper, furniture, TV, refrigerators, driveways, retaining walls, outdoor tiling, landscaping and fencing are not supplied by Coral Homes. Speak with your New Home Consultant for more details.

# Madrid 197N

4 | 2 | 2 | 2



Master Bed	3400 x 3400	Activity	3220 x 3510	Outdoor	3090 x 3020	House Length	19.34m
Bed 2	3000 x 3140	Dining	3630 x 3760			House Width	11.19m
Bed 3	3020 x 3140	Living	3890 x 4000			House Area	197.55m <sup>2</sup> (21.26sq)
Bed 4	3020 x 2890					<b>Lot width</b>	<b>12.5m+</b>

Floorplan and lot width based on Designer facade. Floorplan is indicative only, conceptual in nature and subject to change without notice. Floorplan may depict features and/or other products which are not included in the house design, not included in the house price and/or not available from Coral Homes. All measurements are in millimetres unless otherwise stated. Floorplan measurements are approximate and are not to scale. Lot width is a guide only and may change due to developer covenants and Local Authority guidelines. For more information speak to your Coral Homes New Home Consultant. © Coral Homes Pty Ltd.

# Madrid 207N

4 | 2 | 2 | 2



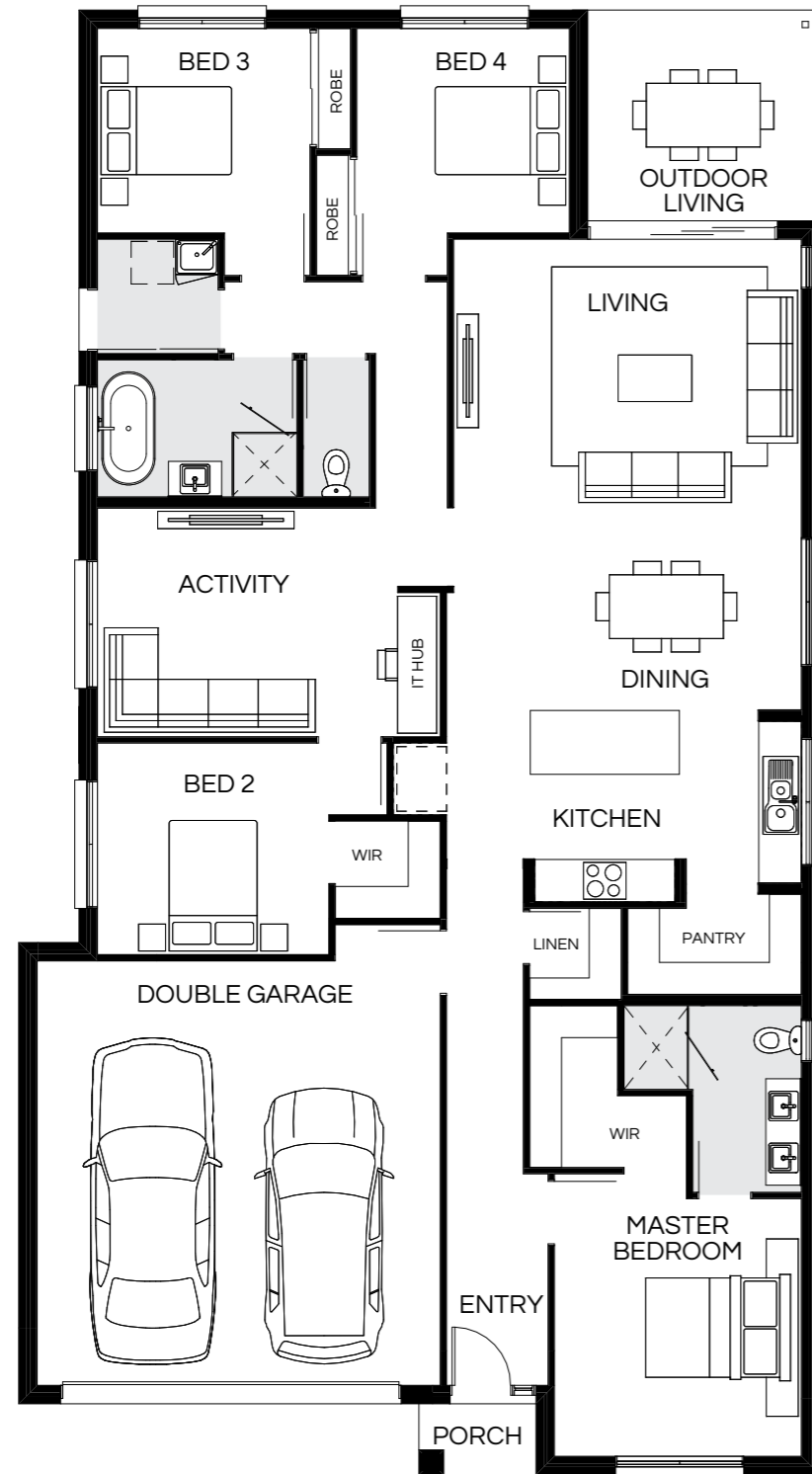
Master Bed	3650 x 3350	Activity	3240 x 3950	Outdoor	3070 x 2960	House Length	20.64m
Bed 2	3000 x 3280	Dining	2900 x 4420			House Width	10.94m
Bed 3	2900 x 2920	Living	3650 x 4420			House Area	207.03m <sup>2</sup> (22.29sq)
Bed 4	3000 x 2920					<b>Lot width</b>	<b>12m+</b>

Floorplan and lot width based on Designer facade. Floorplan is indicative only, conceptual in nature and subject to change without notice. Floorplan may depict features and/or other products which are not included in the house design, not included in the house price and/or not available from Coral Homes. All measurements are in millimetres unless otherwise stated. Floorplan measurements are approximate and are not to scale. Lot width is a guide only and may change due to developer covenants and Local Authority guidelines. For more information speak to your Coral Homes New Home Consultant. © Coral Homes Pty Ltd.



# Madrid 216N

4 | 2 | 2 | 2



Master Bed	3650 x 3500	Activity	3240 x 4240	Outdoor	2970 x 3270	House Length	20.64m
Bed 2	3000 x 3280	Dining	2900 x 5020			House Width	11.29m
Bed 3	2900 x 3015	Living	3750 x 4920			House Area	216.22m <sup>2</sup> (23.27sq)
Bed 4	2900 x 3015					<b>Lot width</b>	<b>12.5m+</b>

Floorplan and lot width based on Designer facade. Floorplan is indicative only, conceptual in nature and subject to change without notice. Floorplan may depict features and/or other products which are not included in the house design, not included in the house price and/or not available from Coral Homes. All measurements are in millimetres unless otherwise stated. Floorplan measurements are approximate and are not to scale. Lot width is a guide only and may change due to developer covenants and Local Authority guidelines. For more information speak to your Coral Homes New Home Consultant. © Coral Homes Pty Ltd.



Photography from Madrid at Springfield Rise, Spring Mountain depicts non-standard items including upgraded porcelain tiling, upgraded Caesarstone® waterfall island benchtop and laminated finish, matte black sink mixer, cabinetry handles and finishes, upgraded splashback tiling, 900mm appliances, feature lighting, upgraded entry door, stained entry door frame, built-in desk, sliding doors, raked and square set ceiling and other items which Coral Homes may not offer or are subject to additional charge. Items such as homewares, furniture, refrigerators, landscaping and fencing are not supplied by Coral Homes. Speak with your New Home Consultant for more details.

On display

Most popular

# Madrid 235N

4 | 3 | 2.5 | 2



Master Bed	3600 x 3500	Activity	2930 x 3990	Outdoor	3020 x 3750	House Length	22.93m
Bed 2	3000 x 3170	Dining	3090 x 4300			House Width	11.37m
Bed 3	3060 x 2970	Living	4000 x 4300			House Area	235.70m <sup>2</sup> (25.37sq)
Bed 4	2950 x 3000	Media	3500 x 4150			<b>Lot width</b>	<b>12.5m+</b>

Floorplan and lot width based on Designer facade. Floorplan is indicative only, conceptual in nature and subject to change without notice. Floorplan may depict features and/or other products which are not included in the house design, not included in the house price and/or not available from Coral Homes. All measurements are in millimetres unless otherwise stated. Floorplan measurements are approximate and are not to scale. Lot width is a guide only and may change due to developer covenants and Local Authority guidelines. For more information speak to your Coral Homes New Home Consultant. © Coral Homes Pty Ltd.

# Madrid 260N

4 | 3 | 2.5 | 2



Master Bed	3600 x 4270	Activity	2950 x 4100	Outdoor	3070 x 4420	House Length	23.985m
Bed 2	3000 x 3300	Dining	2950 x 5160			House Width	12.09m
Bed 3	3920 x 3000	Living	4150 x 4850			House Area	260.78m <sup>2</sup> (28.07sq)
Bed 4	3000 x 3000	Media	3755 x 4130			<b>Lot width</b>	<b>14m+</b>

Floorplan and lot width based on Designer facade. Floorplan is indicative only, conceptual in nature and subject to change without notice. Floorplan may depict features and/or other products which are not included in the house design, not included in the house price and/or not available from Coral Homes. All measurements are in millimetres unless otherwise stated. Floorplan measurements are approximate and are not to scale. Lot width is a guide only and may change due to developer covenants and Local Authority guidelines. For more information speak to your Coral Homes New Home Consultant. © Coral Homes Pty Ltd.

# Madrid Facades

12m+ Lot Width



Scan  
to view  
full facade  
range

Mornington Display Facade



Display facade depicts upgraded features that may not be available in all home designs. Speak with your New Home Consultant for full details on standard inclusions and available facade options.

Pavilion



East Hamptons



Southampton



Modern



Designer



Display facade images depict feature stone, render finish, timber panelling, upgraded entry door, feature windows and furnishings, feature lighting and other items which Coral Homes may not offer or may be subject to additional charge. All facade images are intended as a guide only and may depict non-standard items such as feature stone, feature brickwork, timber-look panelling, render finish, upgraded garage door colour, two or more paint colours, upgraded entry door, upgraded windows, feature lighting and other items which Coral Homes may not offer or may be subject to additional charge. Facades are indicative only, conceptual in nature and are subject to design changes without notice. Reduced eaves may be utilized subject to lot width requirements. External works such as driveways, landscaping and fencing are not supplied by Coral Homes. For accurate and current information, including house-specific facade drawings, please speak with your Coral Homes New Home Consultant.

All facade images are intended as a guide only and may depict non-standard items such as feature stone, feature brickwork, timber-look panelling, render finish, upgraded garage door colour, two or more paint colours, upgraded entry door, upgraded windows, feature lighting and other items which Coral Homes may not offer or may be subject to additional charge. Facades are indicative only, conceptual in nature and are subject to design changes without notice. Reduced eaves may be utilized subject to lot width requirements. External works such as driveways, landscaping and fencing are not supplied by Coral Homes. For accurate and current information, including house-specific facade drawings, please speak with your Coral Homes New Home Consultant.

# Majorca Series

Designed with a focus on functionality, the Majorca Series offers a seamless blend of open-plan living and thoughtful spaces. This single storey home features multiple living areas that effortlessly connect, creating a versatile and inviting environment. With four bedrooms, including a generously sized master retreat strategically positioned for privacy, the Majorca Series ensures a balance between shared and personal spaces.



Scan to view series

Majorca – Hereford Hill, Lochinvar



Majorca (Hamptons Display Facade) – Hereford Hill, Lochinvar

On display



Majorca – Hereford Hill, Lochinvar



Photography from Majorca at Hereford Hill, Lochinvar depicts non-standard items including upgraded timber flooring, upgraded 40mm Caesarstone® island benchtop and cabinetry profiles, undermount sink, gold sink mixer, window splashback, upgraded splashback tiling, cabinetry handles, profiles and finishes, 900mm appliances, upgraded butler's pantry with feature window, built-in microwave, feature lighting, ceiling height and other items which Coral Homes may not offer or are subject to additional charge. Items such as homewares, furniture and refrigerators are not supplied by Coral Homes. Speak with your New Home Consultant for more details.

Photography from Majorca at Hereford Hill, Lochinvar depicts non-standard facade and items including feature stone, upgraded entry door with sidelight window, render finish, two external paint colours, upgraded windows and furnishings, feature lighting, upgraded timber flooring, feature lighting, ceiling height, stacker doors and furnishings, feature stone and render finish on posts, outdoor fan, and other items which Coral Homes may not offer or are subject to additional charge. Items such as homewares, wallpaper, furniture, driveways, retaining walls, outdoor tiling, pergolas, built-in seating, landscaping and fencing are not supplied by Coral Homes. Speak with your New Home Consultant for more details.

Majorca – Hereford Hill, Lochinvar



# Majorca 256N

Most popular

4 | 3 | 2.5 | 2

Majorca – Hereford Hill, Lochinvar



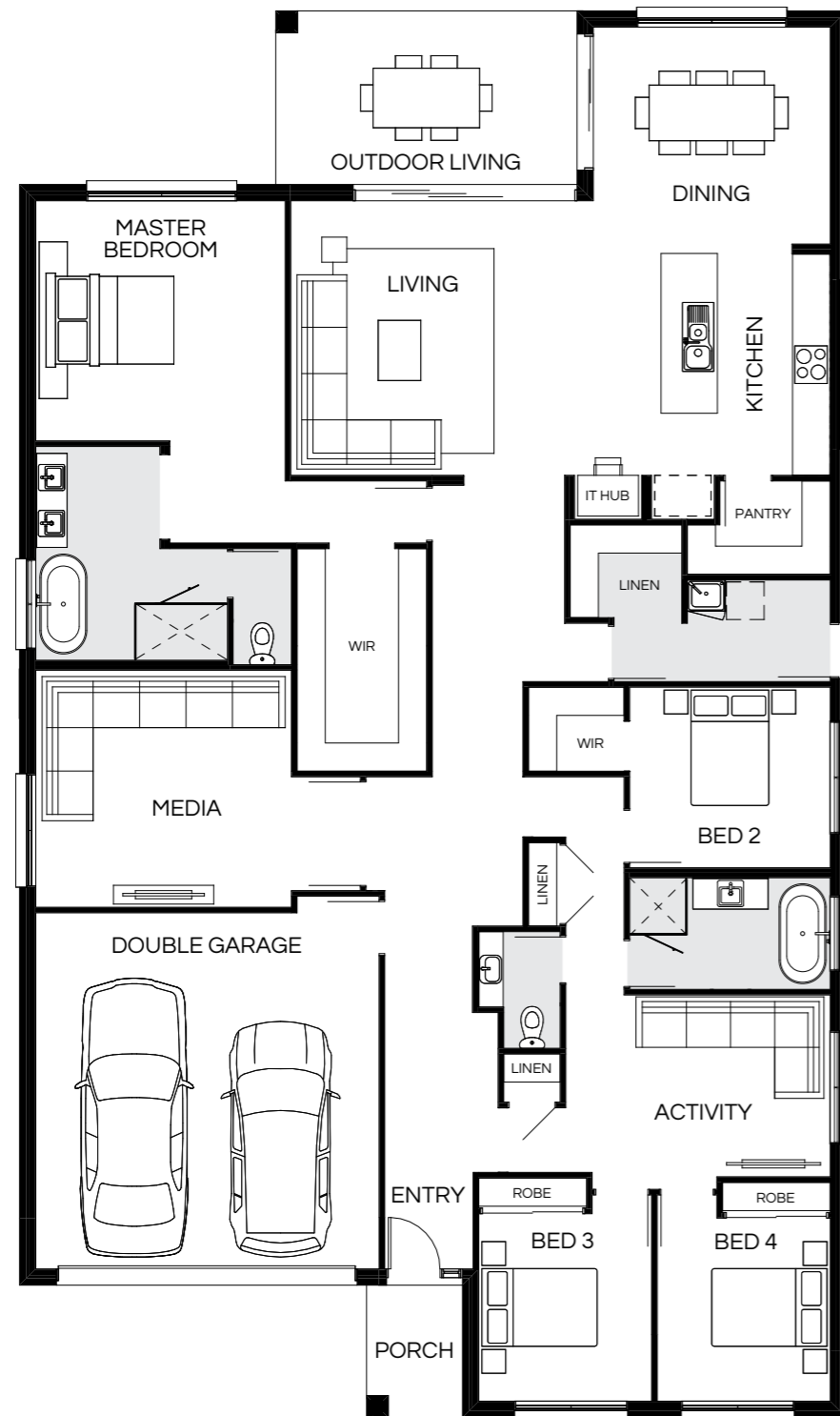
Master Bed	3620 x 4200	Activity	2900 x 4240	Outdoor	2600 x 4370	House Length	21.72m
Bed 2	2880 x 3220	Dining	2950 x 4000			House Width	13.14m
Bed 3	2930 x 2750	Living	4020 x 4370			House Area	256.25m <sup>2</sup> (27.58sq)
Bed 4	2880 x 2750	Media	3750 x 4100			<b>Lot width</b>	<b>15m+</b>

Photography from Majorca at Hereford Hill, Lochinvar depicts non-standard items including upgraded timber flooring, upgraded 40mm Caesarstone® island benchtop and cabinetry profiles, undermount sink, gold sink mixer, window splashback, upgraded splashback tiling, cabinetry handles, profiles and finishes, 900mm appliances, upgraded butler's pantry with feature window, built-in microwave, built-in desk, feature lighting, cornerless stacker doors and furnishings, recessed door tracks, feature stone and render finish on posts, outdoor fan, ceiling height and other items which Coral Homes may not offer or are subject to additional charge. Items such as homewares, furniture, wallpaper, refrigerators, retaining walls, outdoor tiling, pergolas, built-in seating, landscaping and fencing are not supplied by Coral Homes. Speak with your New Home Consultant for more details.

Floorplan and lot width based on Designer facade. Floorplan is indicative only, conceptual in nature and subject to change without notice. Floorplan may depict features and/or other products which are not included in the house design, not included in the house price and/or not available from Coral Homes. All measurements are in millimetres unless otherwise stated. Floorplan measurements are approximate and are not to scale. Lot width is a guide only and may change due to developer covenants and Local Authority guidelines. For more information speak to your Coral Homes New Home Consultant. © Coral Homes Pty Ltd.

# Majorca 273N

4 | 3 | 2.5 | 2



Master Bed	3850 x 4000	Activity	2920 x 4240	Outdoor	2770 x 4810	House Length	22.44m
Bed 2	2900 x 3220	Dining	3620 x 3800			House Width	13.20m
Bed 3	3010 x 2780	Living	4400 x 5920			House Area	273.18m <sup>2</sup> (29.41sq)
Bed 4	2940 x 2780	Media	3800 x 4100			<b>Lot width</b>	<b>15m+</b>

Floorplan and lot width based on Designer facade. Floorplan is indicative only, conceptual in nature and subject to change without notice. Floorplan may depict features and/or other products which are not included in the house design, not included in the house price and/or not available from Coral Homes. All measurements are in millimetres unless otherwise stated. Floorplan measurements are approximate and are not to scale. Lot width is a guide only and may change due to developer covenants and Local Authority guidelines. For more information speak to your Coral Homes New Home Consultant. © Coral Homes Pty Ltd.

Majorca – Hereford Hill, Lochinvar



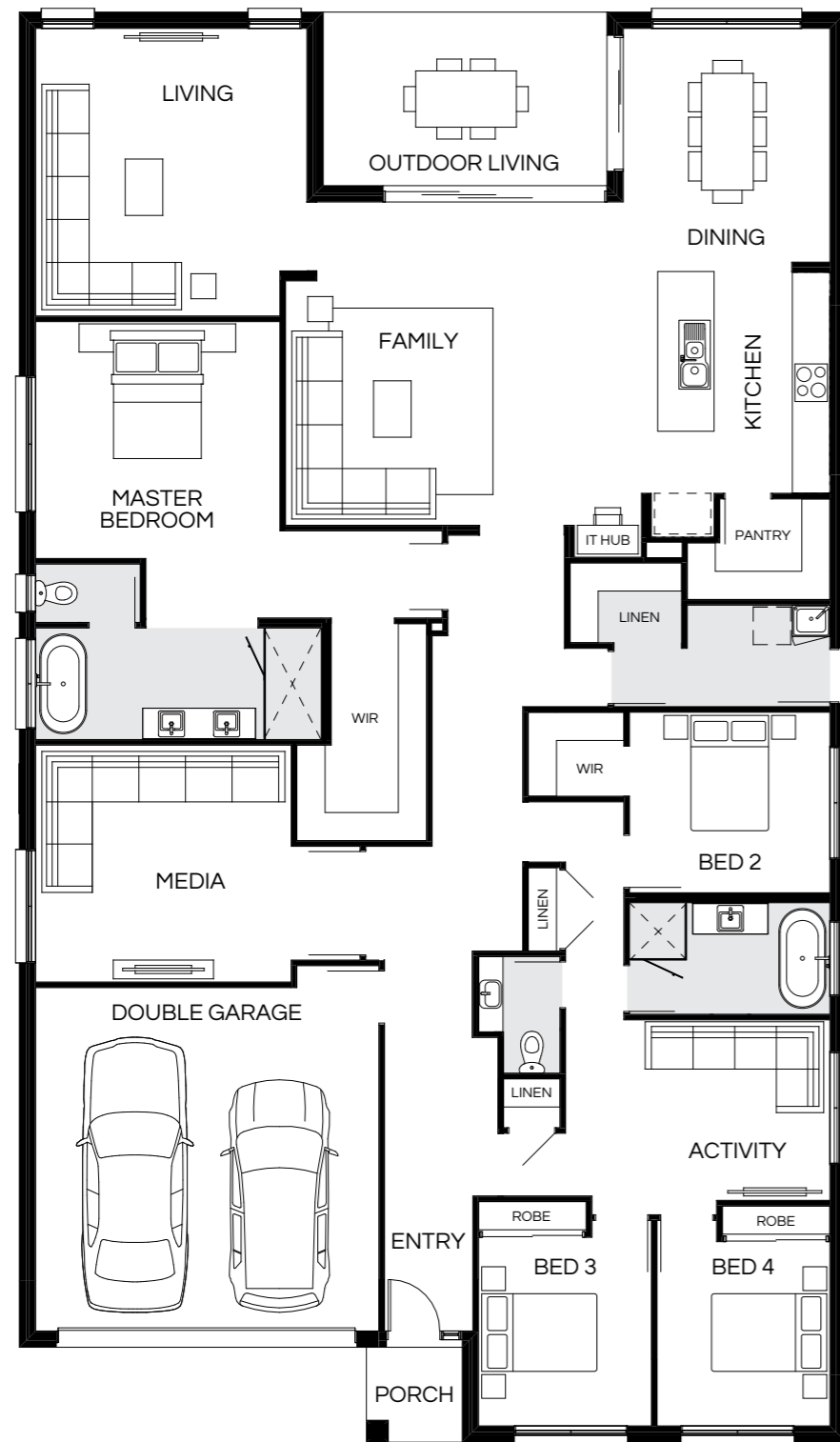
Majorca – Hereford Hill, Lochinvar



Photography from Majorca at Hereford Hill, Lochinvar depicts non-standard items including upgraded carpet, stacker doors and furnishings, master bed patio area and pergola, upgraded porcelain tiling, cabinetry profiles, finishes and handles, gold basin and bath mixers, gold robe hooks, feature lighting, ceiling height and other items which Coral Homes may not offer or are subject to additional charge. Items such as homewares, furniture, wallpaper, outdoor tiling, pergolas, landscaping and fencing are not supplied by Coral Homes. Speak with your New Home Consultant for more details.

# Majorca 292N

4 | 4 | 2.5 | 2

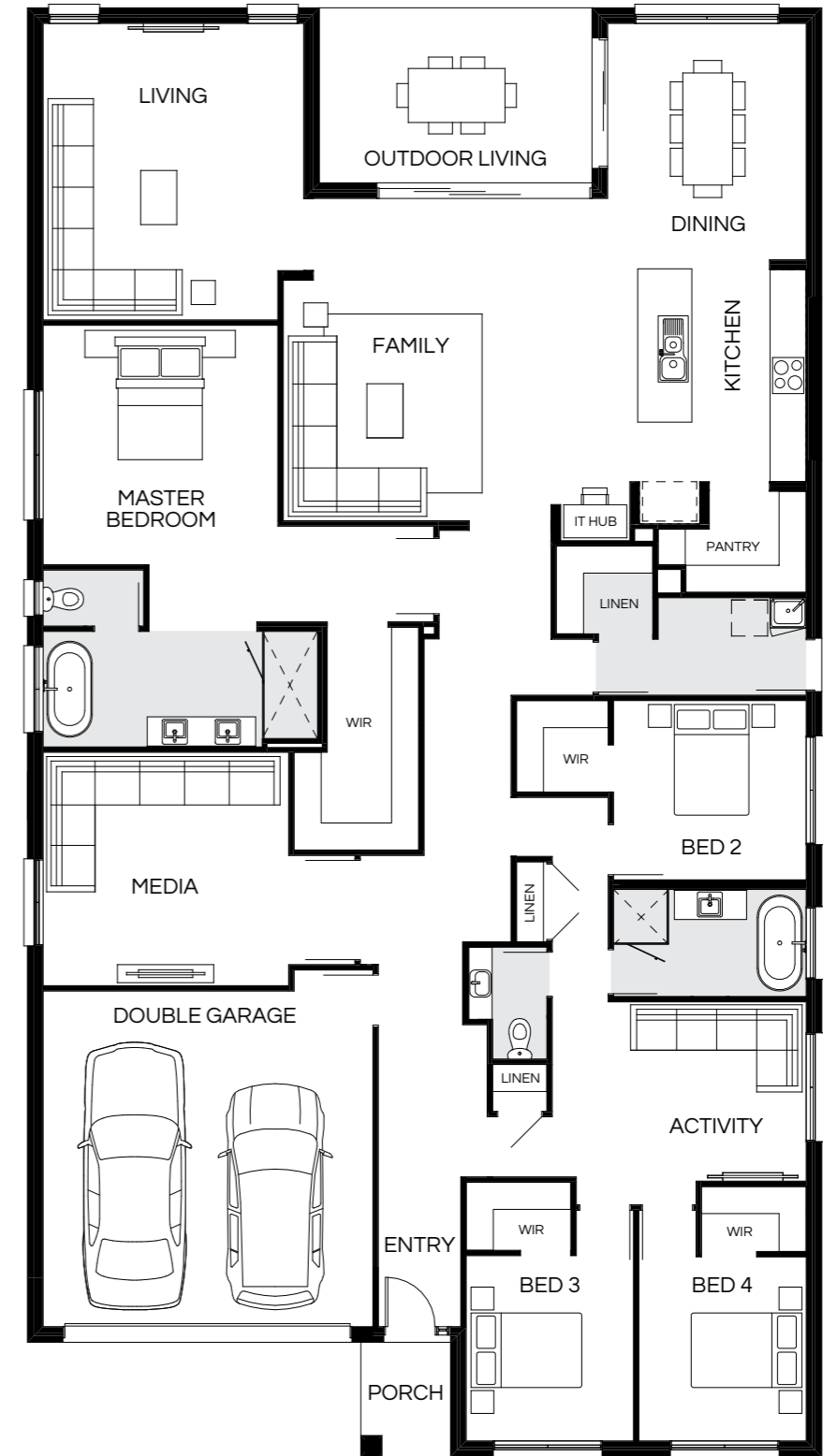


Master Bed	3800 x 3920	Activity	2900 x 4240	Media	3800 x 4100	House Length	22.825m
Bed 2	2900 x 3220	Dining	3890 x 3320	Outdoor	2770 x 4530	House Width	13.20m
Bed 3	3030 x 2780	Family	5180 x 5950			House Area	292.90m <sup>2</sup> (31.53sq)
Bed 4	2960 x 2780	Living	4610 x 4350			<b>Lot width</b>	<b>15m<sup>+</sup></b>

Floorplan and lot width based on Designer facade. Floorplan is indicative only, conceptual in nature and subject to change without notice. Floorplan may depict features and/or other products which are not included in the house design, not included in the house price and/or not available from Coral Homes. All measurements are in millimetres unless otherwise stated. Floorplan measurements are approximate and are not to scale. Lot width is a guide only and may change due to developer covenants and Local Authority guidelines. For more information speak to your Coral Homes New Home Consultant. © Coral Homes Pty Ltd.

# Majorca 307N

4 | 4 | 2.5 | 2



Master Bed	4000 x 3920	Activity	3000 x 4240	Media	3900 x 4100	House Length	24.09m
Bed 2	3000 x 3220	Dining	4090 x 3320	Outdoor	2910 x 4530	House Width	13.20m
Bed 3	3100 x 2800	Family	5380 x 5400			House Area	307.46m <sup>2</sup> (33.10sq)
Bed 4	3080 x 2800	Living	4950 x 4350			<b>Lot width</b>	<b>15m<sup>+</sup></b>

Floorplan and lot width based on Designer facade. Floorplan is indicative only, conceptual in nature and subject to change without notice. Floorplan may depict features and/or other products which are not included in the house design, not included in the house price and/or not available from Coral Homes. All measurements are in millimetres unless otherwise stated. Floorplan measurements are approximate and are not to scale. Lot width is a guide only and may change due to developer covenants and Local Authority guidelines. For more information speak to your Coral Homes New Home Consultant. © Coral Homes Pty Ltd.

# Majorca Facades

15m+ Lot Width



Scan  
to view  
full facade  
range

Hamptons Display Facade



Display facade depicts upgraded features that may not be available in all home designs. Speak with your New Home Consultant for full details on standard inclusions and available facade options.

Modern



Coastal



Lodge



East Hamptons



Designer



Display facade images depict feature stone, render finish, cladding, upgraded entry door, two external paint colours, feature windows and furnishings, feature lighting and other items which Coral Homes may not offer or may be subject to additional charge. All facade images are intended as a guide only and may depict non-standard items such as feature stone, feature brickwork, timber-look panelling, render finish, upgraded garage door colour, two or more paint colours, upgraded entry door, upgraded windows, feature lighting and other items which Coral Homes may not offer or may be subject to additional charge. Facades are indicative only, conceptual in nature and are subject to design changes without notice. Reduced eaves may be utilized subject to lot width requirements. External works such as driveways, landscaping and fencing are not supplied by Coral Homes. For accurate and current information, including house-specific facade drawings, please speak with your Coral Homes New Home Consultant.

All facade images are intended as a guide only and may depict non-standard items such as feature stone, feature brickwork, timber-look panelling, render finish, upgraded garage door colour, two or more paint colours, upgraded entry door, upgraded windows, feature lighting and other items which Coral Homes may not offer or may be subject to additional charge. Facades are indicative only, conceptual in nature and are subject to design changes without notice. Reduced eaves may be utilized subject to lot width requirements. External works such as driveways, landscaping and fencing are not supplied by Coral Homes. For accurate and current information, including house-specific facade drawings, please speak with your Coral Homes New Home Consultant.

# Noosaville Series

Designed to suit 12m+ lot widths, the Noosaville Series has something for everyone. There are six well-considered floorplans to suit growing families and a number of facade options to add desired street appeal. The Noosaville series provides relaxed, functional living with great features such as a study nook, walk-in robes in most bedrooms and two living rooms.



Scan to view series

Noosaville – Banyan Hill, Ballina



Photography from Noosaville at Banyan Hill, Ballina depicts non-standard items including upgraded porcelain tiling, upgraded Caesarstone® island benchtop and waterfall gable, island cabinetry fluting, cabinetry finishes, upgraded splashback tiling, 900mm appliances, feature lighting, raked and square set ceiling, ceiling height and other items which Coral Homes may not offer or are subject to additional charge. Items such as homewares, furniture and refrigerators are not supplied by Coral Homes. Speak with your New Home Consultant for more details.

Noosaville (East Hamptons Display Facade) – Banyan Hill, Ballina

On display



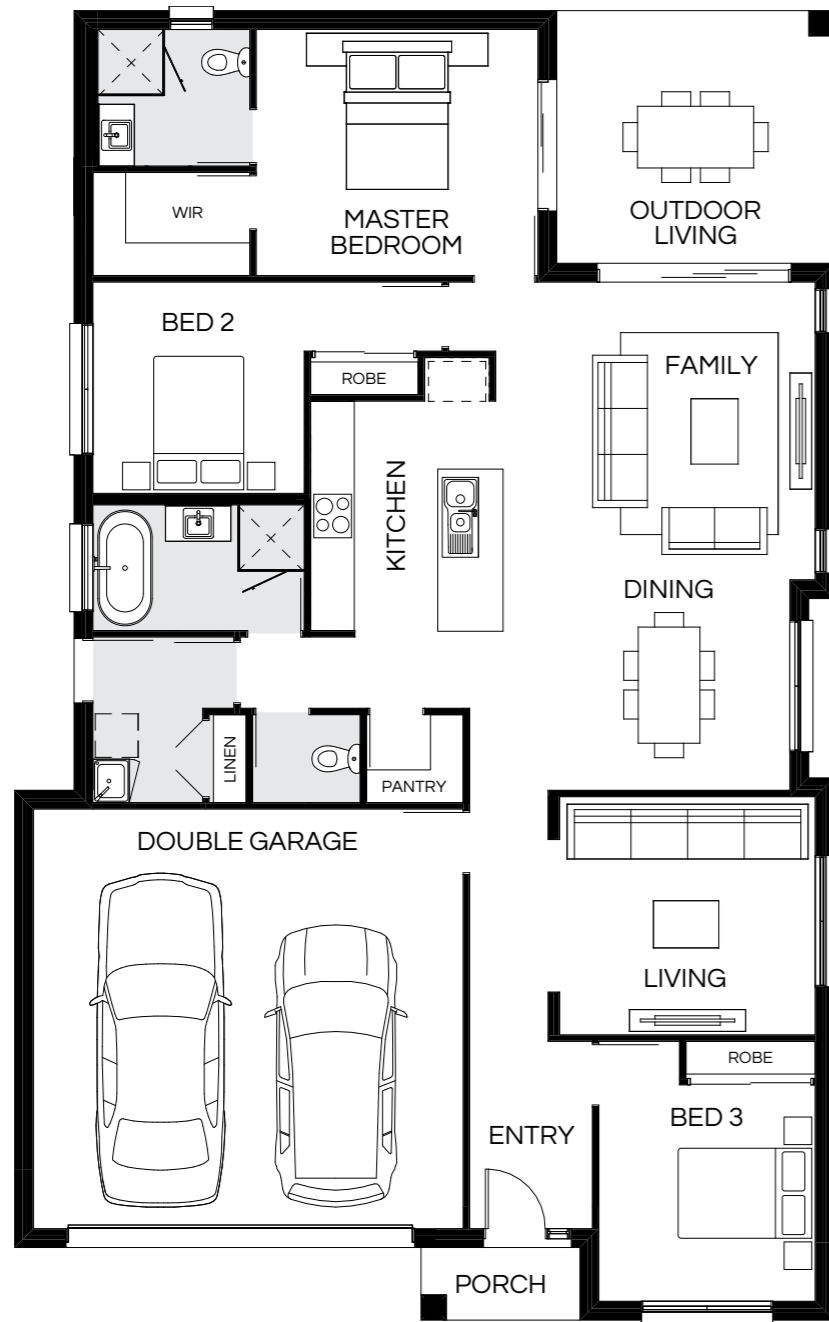
Noosaville – Banyan Hill, Ballina



Photography from Noosaville at Banyan Hill, Ballina depicts non-standard facade and items including feature stone, upgraded entry door, upgraded windows, upgraded porcelain tiling, upgraded Caesarstone® island benchtop and waterfall gable, island cabinetry fluting, cabinetry finishes, upgraded splashback tiling, 900mm appliances, feature lighting, raked and square set ceiling, ceiling height and other items which Coral Homes may not offer or are subject to additional charge. Items such as homewares, furniture, driveways, outdoor tiling, landscaping and fencing are not supplied by Coral Homes. Speak with your New Home Consultant for more details.

# Noosaville 188N

3 | 2 | 2 | 2



Master Bed	3410 x 3900	Dining	2900 x 3330	Outdoor	3480 x 3820	House Length	18.04m
Bed 2	2930 x 2930	Family	4120 x 4310			House Width	11.29m
Bed 3	3000 x 3000	Living	3300 x 3540			House Area	188.39m <sup>2</sup> (20.28sq)
						<b>Lot width</b>	<b>12.5m+</b>

Floorplan and lot width based on Designer facade. Floorplan is indicative only, conceptual in nature and subject to change without notice. Floorplan may depict features and/or other products which are not included in the house design, not included in the house price and/or not available from Coral Homes. All measurements are in millimetres unless otherwise stated. Floorplan measurements are approximate and are not to scale. Lot width is a guide only and may change due to developer covenants and Local Authority guidelines. For more information speak to your Coral Homes New Home Consultant. © Coral Homes Pty Ltd.

# Noosaville 204N

4 | 2 | 2 | 2



Master Bed	3460 x 3550	Dining	3900 x 2870	Outdoor	3530 x 3530	House Length	20.50m
Bed 2	2830 x 3200	Family	5030 x 3750			House Width	10.90m
Bed 3	2830 x 3400	Living	3830 x 3405			House Area	204.71m <sup>2</sup> (22.04sq)
Bed 4	3000 x 3160					<b>Lot width</b>	<b>12m+</b>

Floorplan and lot width based on Designer facade. Floorplan is indicative only, conceptual in nature and subject to change without notice. Floorplan may depict features and/or other products which are not included in the house design, not included in the house price and/or not available from Coral Homes. All measurements are in millimetres unless otherwise stated. Floorplan measurements are approximate and are not to scale. Lot width is a guide only and may change due to developer covenants and Local Authority guidelines. For more information speak to your Coral Homes New Home Consultant. © Coral Homes Pty Ltd.

# Noosaville 216N

4 | 2 | 2.5 | 2



Master Bed	3900 x 3780	Dining	3900 x 3170	Outdoor	3970 x 3730	House Length	21.34m
Bed 2	2800 x 3300	Family	5030 x 4020			House Width	10.60m
Bed 3	2900 x 3300	Living	3800 x 3260			House Area	216.03m <sup>2</sup> (23.25sq)
Bed 4 / Study	3030 x 2860					<b>Lot width</b>	<b>12.5m+</b>

Floorplan and lot width based on Designer facade. Floorplan is indicative only, conceptual in nature and subject to change without notice. Floorplan may depict features and/or other products which are not included in the house design, not included in the house price and/or not available from Coral Homes. All measurements are in millimetres unless otherwise stated. Floorplan measurements are approximate and are not to scale. Lot width is a guide only and may change due to developer covenants and Local Authority guidelines. For more information speak to your Coral Homes New Home Consultant. © Coral Homes Pty Ltd.

# Noosaville 228N

4 | 2 | 2.5 | 2

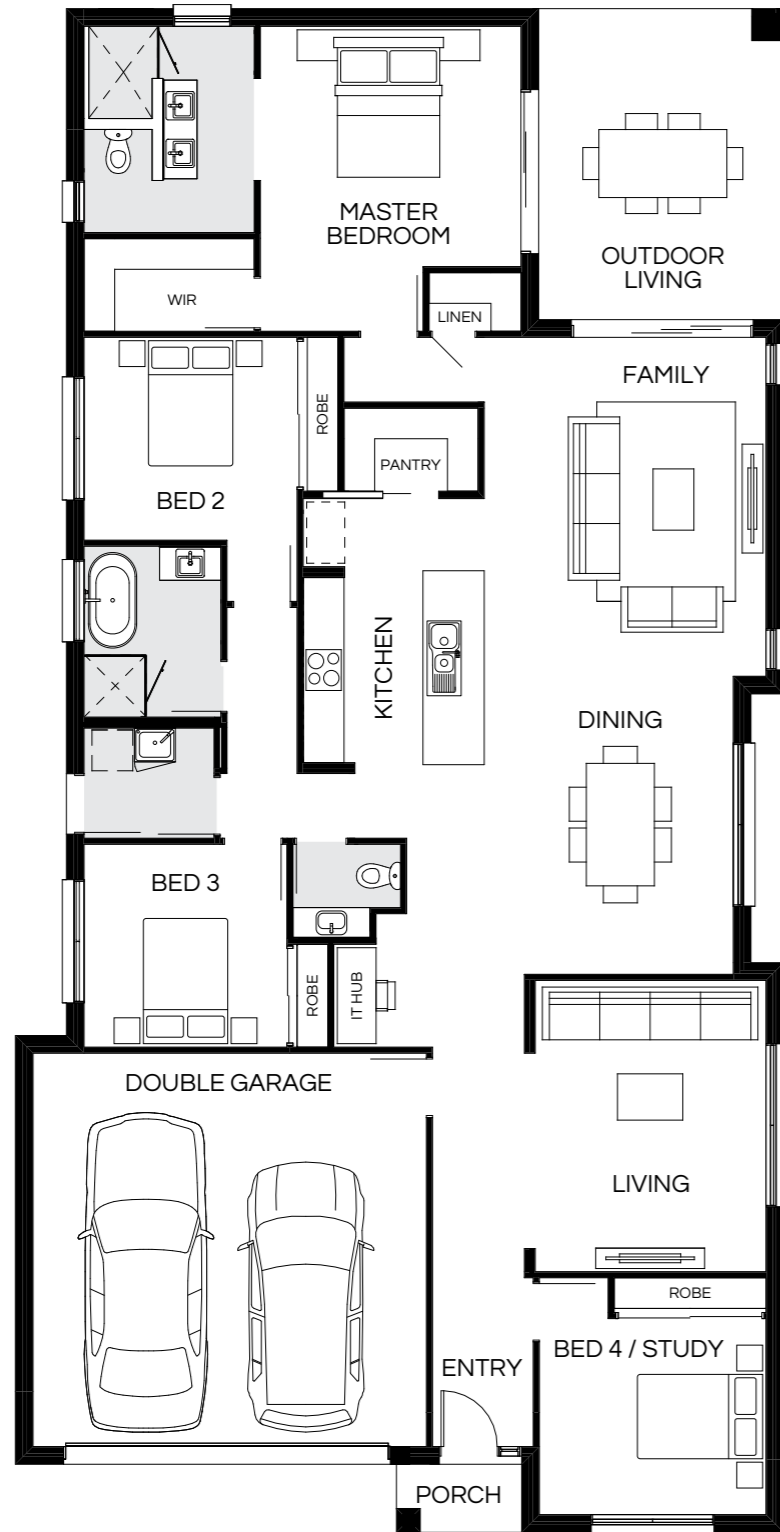


Master Bed	4400 x 3580	Dining	4120 x 3150	Outdoor	4470 x 3430	House Length	22.71m
Bed 2	2900 x 3180	Family	5410 x 3760			House Width	11.02m
Bed 3	2900 x 3000	Living	4070 x 3290			House Area	228.05m <sup>2</sup> (24.55sq)
Bed 4 / Study	3030 x 3030					<b>Lot width</b>	<b>12.5m+</b>

Floorplan and lot width based on Designer facade. Floorplan is indicative only, conceptual in nature and subject to change without notice. Floorplan may depict features and/or other products which are not included in the house design, not included in the house price and/or not available from Coral Homes. All measurements are in millimetres unless otherwise stated. Floorplan measurements are approximate and are not to scale. Lot width is a guide only and may change due to developer covenants and Local Authority guidelines. For more information speak to your Coral Homes New Home Consultant. © Coral Homes Pty Ltd.

# Noosaville 233N

4 | 2 | 2.5 | 2

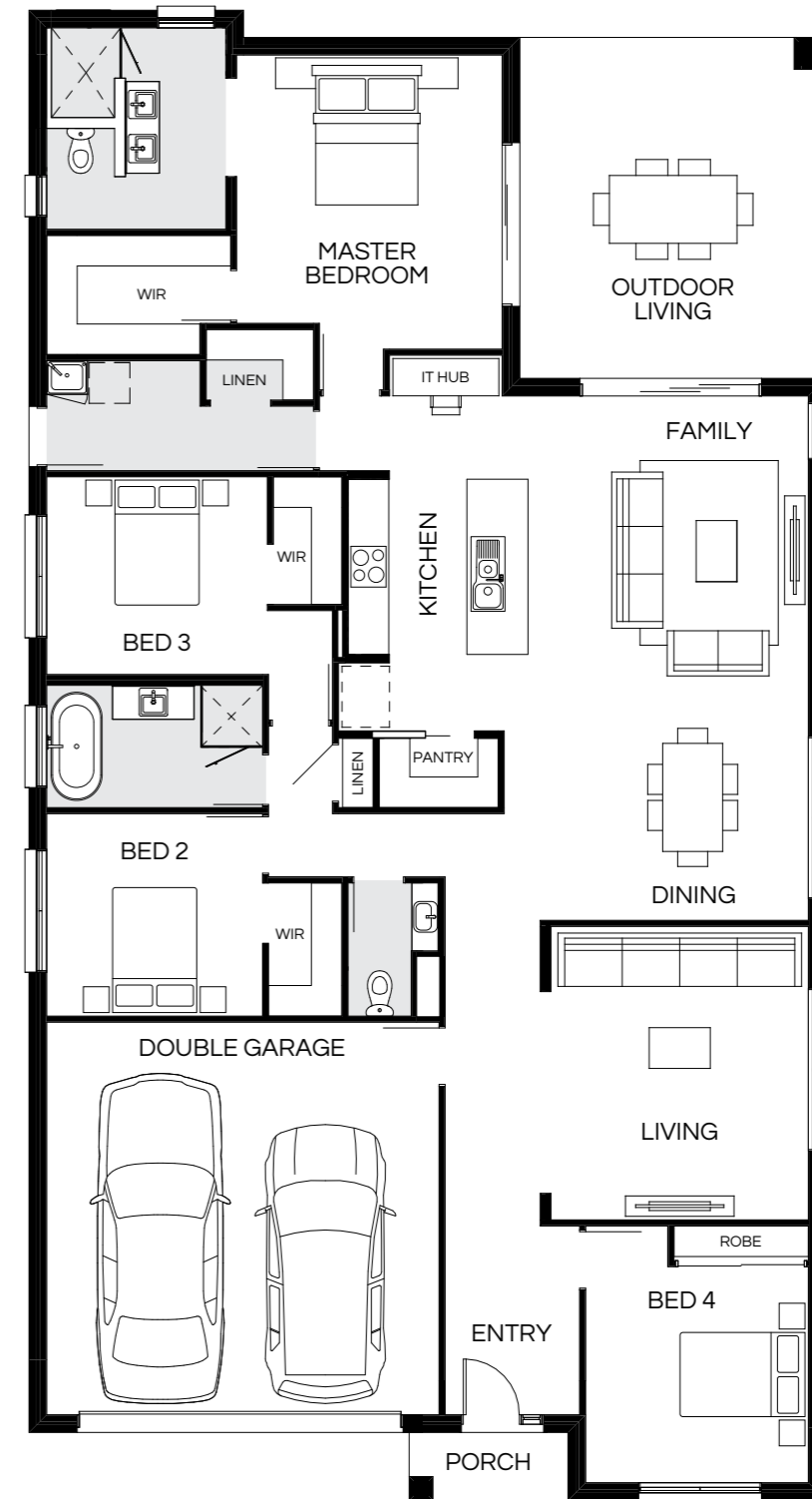


Master Bed	3550 x 3850	Dining	4380 x 3070	Outdoor	4570 x 3600	House Length	22.39m
Bed 2	3000 x 3150	Family	5000 x 4160			House Width	11.29m
Bed 3	3000 x 3000	Living	4300 x 3410			House Area	233.97m <sup>2</sup> (25.19sq)
Bed 4 / Study	2900 x 3350					<b>Lot width</b>	<b>12.5m+</b>

Floorplan and lot width based on Designer facade. Floorplan is indicative only, conceptual in nature and subject to change without notice. Floorplan may depict features and/or other products which are not included in the house design, not included in the house price and/or not available from Coral Homes. All measurements are in millimetres unless otherwise stated. Floorplan measurements are approximate and are not to scale. Lot width is a guide only and may change due to developer covenants and Local Authority guidelines. For more information speak to your Coral Homes New Home Consultant. © Coral Homes Pty Ltd.

# Noosaville 248N

4 | 2 | 2.5 | 2



Master Bed	4350 x 3930	Dining	3000 x 4140	Outdoor	5020 x 4510	House Length	21.94m
Bed 2	3000 x 3200	Family	4740 x 4140			House Width	11.74m
Bed 3	2930 x 3270	Living	4340 x 3810			House Area	248.54m <sup>2</sup> (26.75sq)
Bed 4	3200 x 3300					<b>Lot width</b>	<b>14m+</b>

Floorplan and lot width based on Designer facade. Floorplan is indicative only, conceptual in nature and subject to change without notice. Floorplan may depict features and/or other products which are not included in the house design, not included in the house price and/or not available from Coral Homes. All measurements are in millimetres unless otherwise stated. Floorplan measurements are approximate and are not to scale. Lot width is a guide only and may change due to developer covenants and Local Authority guidelines. For more information speak to your Coral Homes New Home Consultant. © Coral Homes Pty Ltd.

On display

# Noosaville Facades

12m+ Lot Width



Scan  
to view  
full facade  
range

Coastal Display Facade



Display facade depicts upgraded features that may not be available in all home designs. Speak with your New Home Consultant for full details on standard inclusions and available facade options.

Hamptons



Crest Display Facade



Display facade depicts upgraded features that may not be available in all home designs. Speak with your New Home Consultant for full details on standard inclusions and available facade options.

Pavilion



East Hamptons Display Facade



Display facade depicts upgraded features that may not be available in all home designs. Speak with your New Home Consultant for full details on standard inclusions and available facade options.

Designer



Display facade images depict feature cladding and render finish, feature stone, upgraded entry door, two external paint colours, feature windows and furnishings, feature lighting and other items which Coral Homes may not offer or may be subject to additional charge. All facade images are intended as a guide only and may depict non-standard items such as feature stone, feature brickwork, timber-look panelling, render finish, upgraded garage door colour, two or more paint colours, upgraded entry door, upgraded windows, feature lighting and other items which Coral Homes may not offer or may be subject to additional charge. Facades are indicative only, conceptual in nature and are subject to design changes without notice. Reduced eaves may be utilized subject to lot width requirements. External works such as driveways, landscaping and fencing are not supplied by Coral Homes. For accurate and current information, including house-specific facade drawings, please speak with your Coral Homes New Home Consultant.

All facade images are intended as a guide only and may depict non-standard items such as feature stone, feature brickwork, timber-look panelling, render finish, upgraded garage door colour, two or more paint colours, upgraded entry door, upgraded windows, feature lighting and other items which Coral Homes may not offer or may be subject to additional charge. Facades are indicative only, conceptual in nature and are subject to design changes without notice. Reduced eaves may be utilized subject to lot width requirements. External works such as driveways, landscaping and fencing are not supplied by Coral Homes. For accurate and current information, including house-specific facade drawings, please speak with your Coral Homes New Home Consultant.

# San Marino Series

Find solace in the San Marino Series with three flexible floorplans to choose from, along with plenty of designer facades to bring the street appeal. The four-bedroom San Marino home is designed to fit 12m+ lot widths.



Scan to view series

San Marino – Harmony, Palmview



Photography from San Marino at Harmony, Palmview depicts non-standard items including upgraded porcelain tiling, non-standard tile heights, upgraded Caesarstone® waterfall island benchtop and laminated finish, undermount sink, cabinetry finishes, upgraded splashback tiling, 900mm appliances, feature lighting, upgraded pantry shelving, window furnishings, ceiling height and other items which Coral Homes may not offer or are subject to additional charge. Items such as homewares, furniture and refrigerators are not supplied by Coral Homes. Speak with your New Home Consultant for more details.

San Marino (Calais Display Facade) – Harmony, Palmview



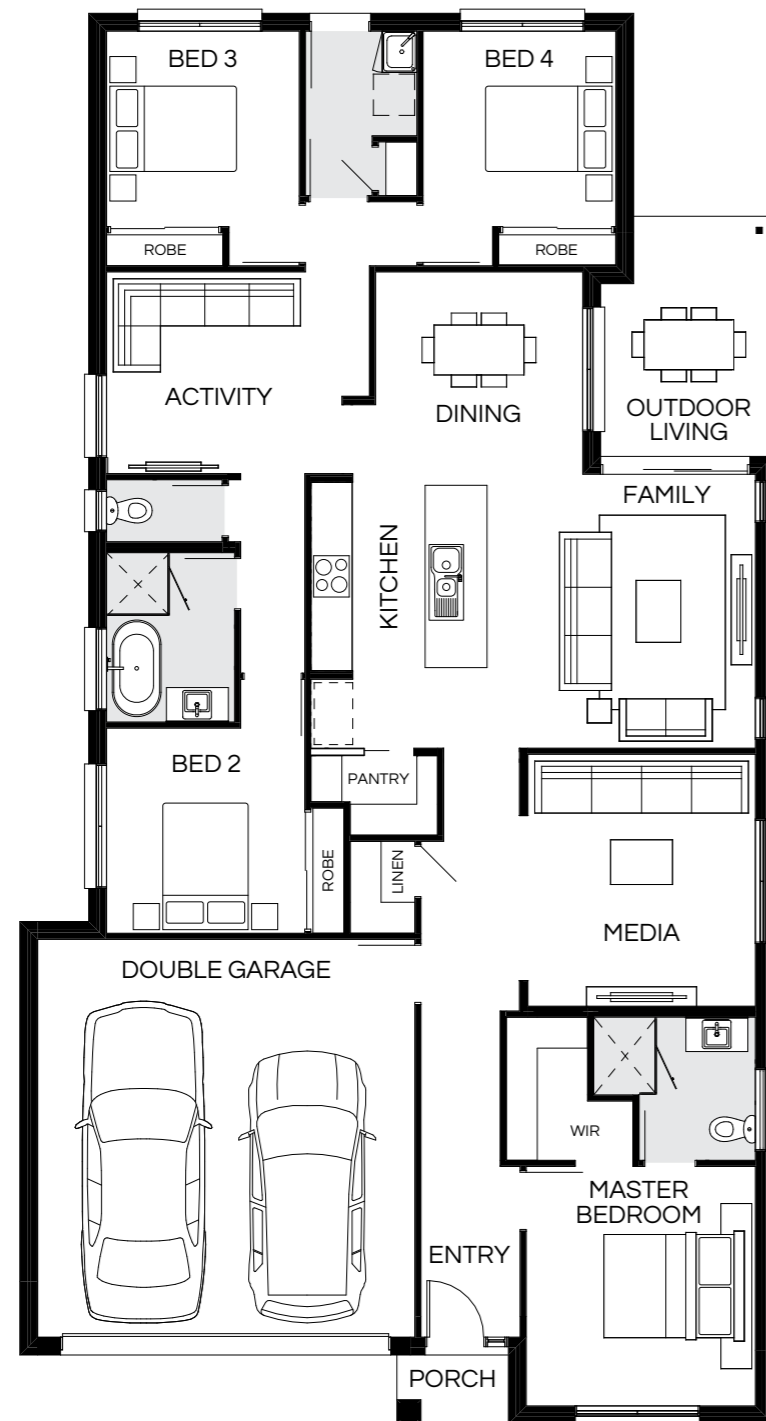
San Marino – Harmony, Palmview



Photography from San Marino at Harmony, Palmview depicts non-standard facade and items including feature tiling, brick and render finish, upgraded entry door, stained entry door frame, upgraded windows, feature lighting, upgraded carpet, built-in cabinetry, ceiling height and other items which Coral Homes may not offer or are subject to additional charge. Items such as homewares, furniture, driveways, outdoor tiling, landscaping and fencing are not supplied by Coral Homes. Speak with your New Home Consultant for more details.

# San Marino 199N

4 | 3 | 2 | 2



Master Bed	3500 x 3350	Activity	2950 x 3840	Outdoor	3490 x 2510	House Length	20.50m
Bed 2	3000 x 2900	Dining	3110 x 3030			House Width	10.95m
Bed 3	2860 x 2820	Family	4000 x 3910			House Area	199.81m <sup>2</sup> (21.51sq)
Bed 4	2860 x 2820	Media	3680 x 3325			<b>Lot width</b>	<b>12m+</b>

Floorplan and lot width based on Designer facade. Floorplan is indicative only, conceptual in nature and subject to change without notice. Floorplan may depict features and/or other products which are not included in the house design, not included in the house price and/or not available from Coral Homes. All measurements are in millimetres unless otherwise stated. Floorplan measurements are approximate and are not to scale. Lot width is a guide only and may change due to developer covenants and Local Authority guidelines. For more information speak to your Coral Homes New Home Consultant. © Coral Homes Pty Ltd.

# San Marino 211N

4 | 3 | 2 | 2




Master Bed	3450 x 3350	Activity	3000 x 3660	Outdoor	3950 x 2590	House Length	22.09m
Bed 2	3100 x 2820	Dining	3575 x 3120			House Width	10.94m
Bed 3	3000 x 3050	Family	4200 x 3760			House Area	211.18m <sup>2</sup> (22.73sq)
Bed 4	3100 x 2850	Media	3570 x 3210			<b>Lot width</b>	<b>12m+</b>

Floorplan and lot width based on Designer facade. Floorplan is indicative only, conceptual in nature and subject to change without notice. Floorplan may depict features and/or other products which are not included in the house design, not included in the house price and/or not available from Coral Homes. All measurements are in millimetres unless otherwise stated. Floorplan measurements are approximate and are not to scale. Lot width is a guide only and may change due to developer covenants and Local Authority guidelines. For more information speak to your Coral Homes New Home Consultant. © Coral Homes Pty Ltd.

San Marino – Harmony, Palmview



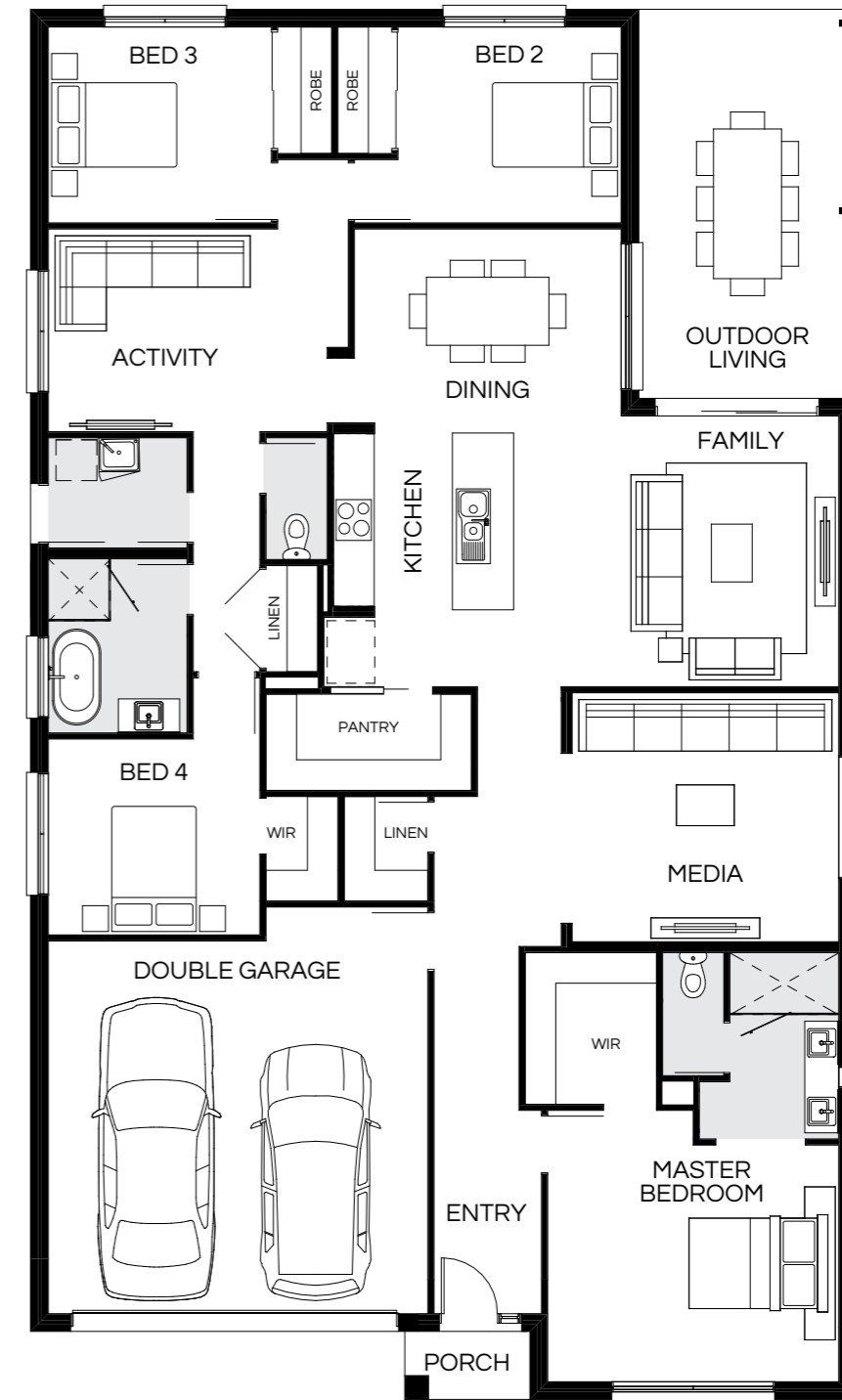
San Marino – Harmony, Palmview



# San Marino 242N

Most popular

4 | 3 | 2 | 2



Master Bed	3500 x 4300	Activity	3000 x 4430	Outdoor	5720 x 3200	House Length	20.44m
Bed 2	2900 x 3300	Dining	2750 x 3940			House Width	12.14m
Bed 3	2900 x 3300	Family	4000 x 4790			House Area	242.64m <sup>2</sup> (26.12sq)
Bed 4	2900 x 3130	Media	3680 x 3940			<b>Lot width</b>	<b>14.5m+</b>

Photography from San Marino at Harmony, Palmview depicts non-standard items including upgraded porcelain tiling, upgraded Caesarstone® waterfall island benchtop and laminated finish, undermount sink, cabinetry finishes, upgraded splashback tiling, 900mm appliances, feature lighting, upgraded pantry shelving, upgraded window, corner stacker doors, recessed door tracks, ceiling height, upgraded carpet, windows and window furnishings, feature lighting, wall panelling and other items which Coral Homes may not offer or are subject to additional charge. Items such as homewares, furniture, refrigerators, landscaping and fencing are not supplied by Coral Homes. Speak with your New Home Consultant for more details.

Floorplan and lot width based on Designer facade. Floorplan is indicative only, conceptual in nature and subject to change without notice. Floorplan may depict features and/or other products which are not included in the house design, not included in the house price and/or not available from Coral Homes. All measurements are in millimetres unless otherwise stated. Floorplan measurements are approximate and are not to scale. Lot width is a guide only and may change due to developer covenants and Local Authority guidelines. For more information speak to your Coral Homes New Home Consultant. © Coral Homes Pty Ltd.

# San Marino Facades

12m+ Lot Width



Scan  
to view  
full facade  
range

Hamptons



East Hamptons



Coastal



Mornington



St Kilda



Designer



All facade images are intended as a guide only and may depict non-standard items such as feature stone, feature brickwork, timber-look paneling, render finish, upgraded garage door colour, two or more paint colours, upgraded entry door, upgraded windows, feature lighting and other items which Coral Homes may not offer or may be subject to additional charge. Facades are indicative only, conceptual in nature and are subject to design changes without notice. Reduced eaves may be utilized subject to lot width requirements. External works such as driveways, landscaping and fencing are not supplied by Coral Homes. For accurate and current information, including house-specific facade drawings, please speak with your Coral Homes New Home Consultant.

All facade images are intended as a guide only and may depict non-standard items such as feature stone, feature brickwork, timber-look paneling, render finish, upgraded garage door colour, two or more paint colours, upgraded entry door, upgraded windows, feature lighting and other items which Coral Homes may not offer or may be subject to additional charge. Facades are indicative only, conceptual in nature and are subject to design changes without notice. Reduced eaves may be utilized subject to lot width requirements. External works such as driveways, landscaping and fencing are not supplied by Coral Homes. For accurate and current information, including house-specific facade drawings, please speak with your Coral Homes New Home Consultant.

# Santorini Series

The spacious Santorini Series is designed for comfortable and easy living, with multiple open-plan living areas, four bedrooms, and a stylish alfresco perfect for entertaining. The home's layout is thoughtfully crafted, offering versatility and comfort for everyone. With various floorplan design and facade options available, the Santorini Series perfectly complements a range of preferences and needs.



Scan to view series

Santorini – HomeWorld Thornton



Photography from Santorini at HomeWorld Thornton depicts non-standard items including upgraded porcelain tiling, upgraded 40mm Caesarstone® island benchtop and cabinetry profiles, upgraded splashback tiling, cabinetry handles, profiles and finishes, 900mm appliances, feature lighting, ceiling height and other items which Coral Homes may not offer or are subject to additional charge. Items such as homewares, furniture and refrigerators are not supplied by Coral Homes. Speak with your New Home Consultant for more details.

Santorini (Hamptons Display Facade) – HomeWorld Thornton

On display



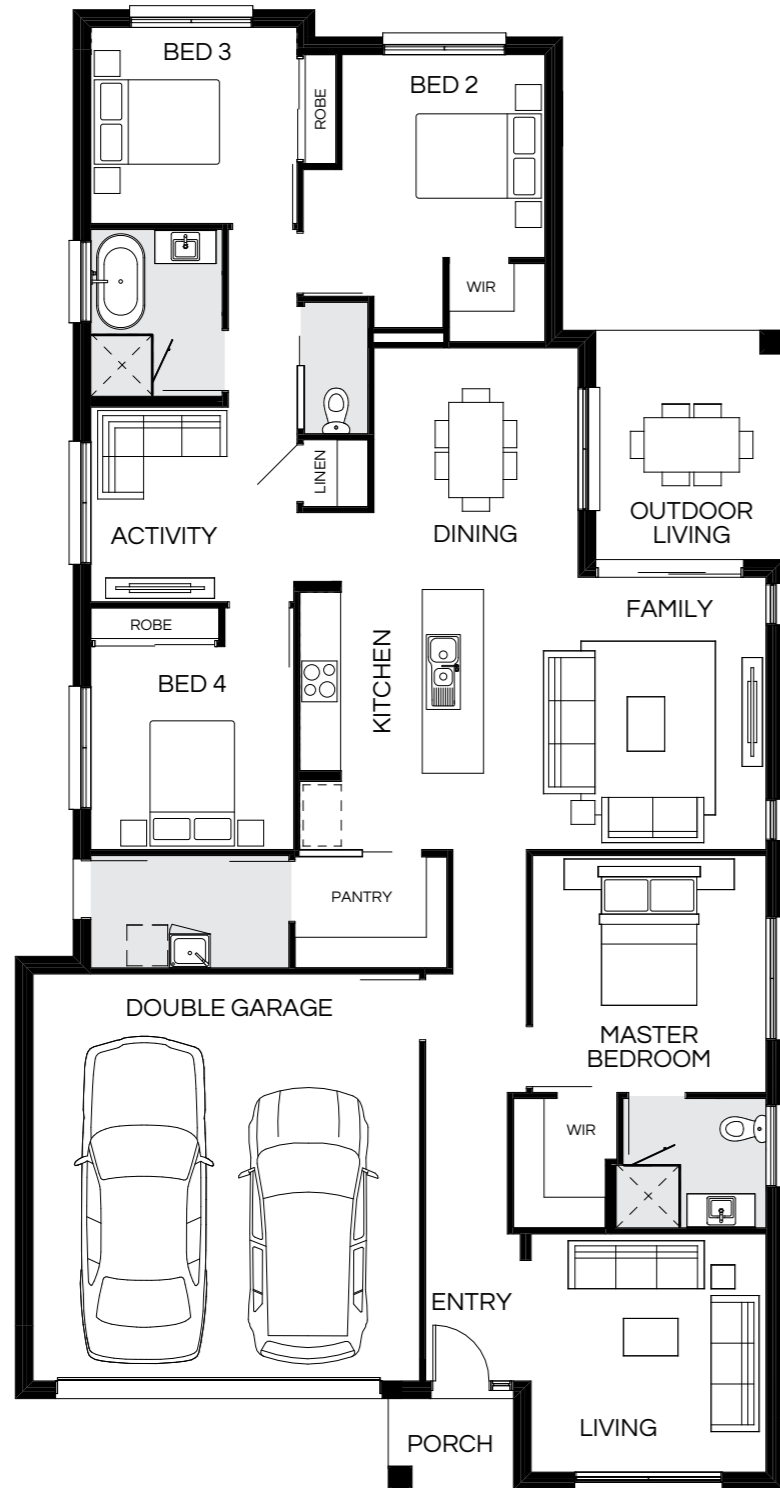
Santorini – HomeWorld Thornton



Photography from Santorini at HomeWorld Thornton depicts non-standard facade and items including upgraded entry door, two external paint colours, upgraded windows, feature lighting, upgraded porcelain tiling, upgraded 40mm Caesarstone® island benchtop and cabinetry profiles, upgraded splashback tiling, cabinetry handles, profiles and finishes, 900mm appliances, feature lighting, upgraded family room window, cornerless stacker doors, ceiling height, outdoor fan, and other items which Coral Homes may not offer or are subject to additional charge. Items such as homewares, furniture, driveways, outdoor tiling, landscaping and fencing are not supplied by Coral Homes. Speak with your New Home Consultant for more details.

# Santorini 209N

4 | 3 | 2 | 2

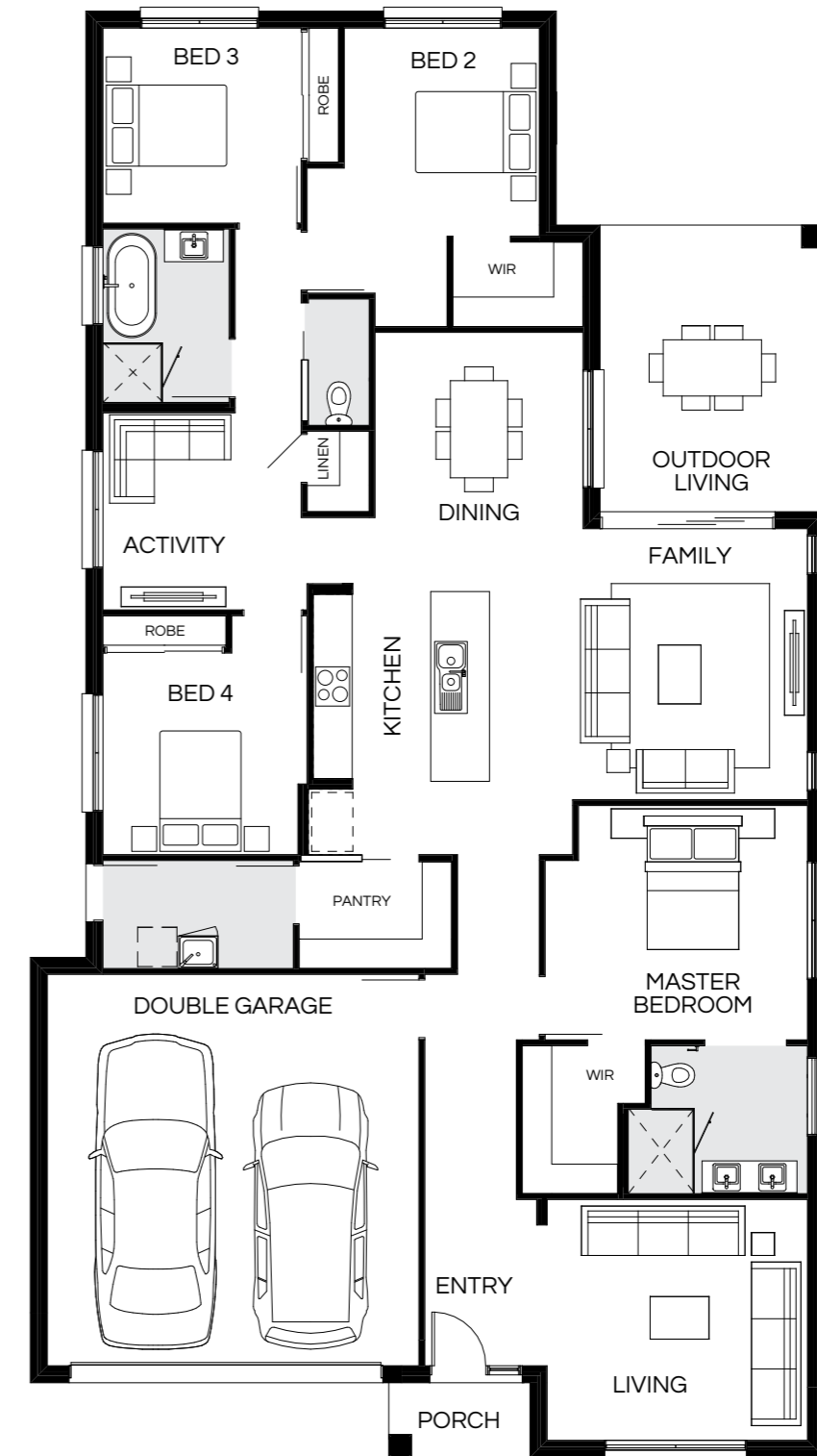


Master Bed	3500 x 3450	Activity	2880 x 3050	Outdoor	3370 x 2760	House Length	21.75m
Bed 2	3000 x 3000	Dining	3560 x 3020			House Width	11.29m
Bed 3	2900 x 3050	Family	4020 x 4160			House Area	209.63m <sup>2</sup> (22.57sq)
Bed 4	3000 x 3000	Living	3520 x 3470			<b>Lot width</b>	<b>12.5m<sup>+</sup></b>

Floorplan and lot width based on Designer facade. Floorplan is indicative only, conceptual in nature and subject to change without notice. Floorplan may depict features and/or other products which are not included in the house design, not included in the house price and/or not available from Coral Homes. All measurements are in millimetres unless otherwise stated. Floorplan measurements are approximate and are not to scale. Lot width is a guide only and may change due to developer covenants and Local Authority guidelines. For more information speak to your Coral Homes New Home Consultant. © Coral Homes Pty Ltd.

# Santorini 236N

4 | 3 | 2 | 2



Master Bed	3600 x 4030	Activity	3030 x 3140	Outdoor	4380 x 3430	House Length	22.10m
Bed 2	3200 x 3000	Dining	3970 x 3200			House Width	12.14m
Bed 3	3000 x 3050	Family	4160 x 4870			House Area	236.34m <sup>2</sup> (25.44sq)
Bed 4	3100 x 3000	Living	3700 x 4000			<b>Lot width</b>	<b>13.5m<sup>+</sup></b>

Floorplan and lot width based on Designer facade. Floorplan is indicative only, conceptual in nature and subject to change without notice. Floorplan may depict features and/or other products which are not included in the house design, not included in the house price and/or not available from Coral Homes. All measurements are in millimetres unless otherwise stated. Floorplan measurements are approximate and are not to scale. Lot width is a guide only and may change due to developer covenants and Local Authority guidelines. For more information speak to your Coral Homes New Home Consultant. © Coral Homes Pty Ltd.

# Santorini 252N

4 | 4 | 2.5 | 2

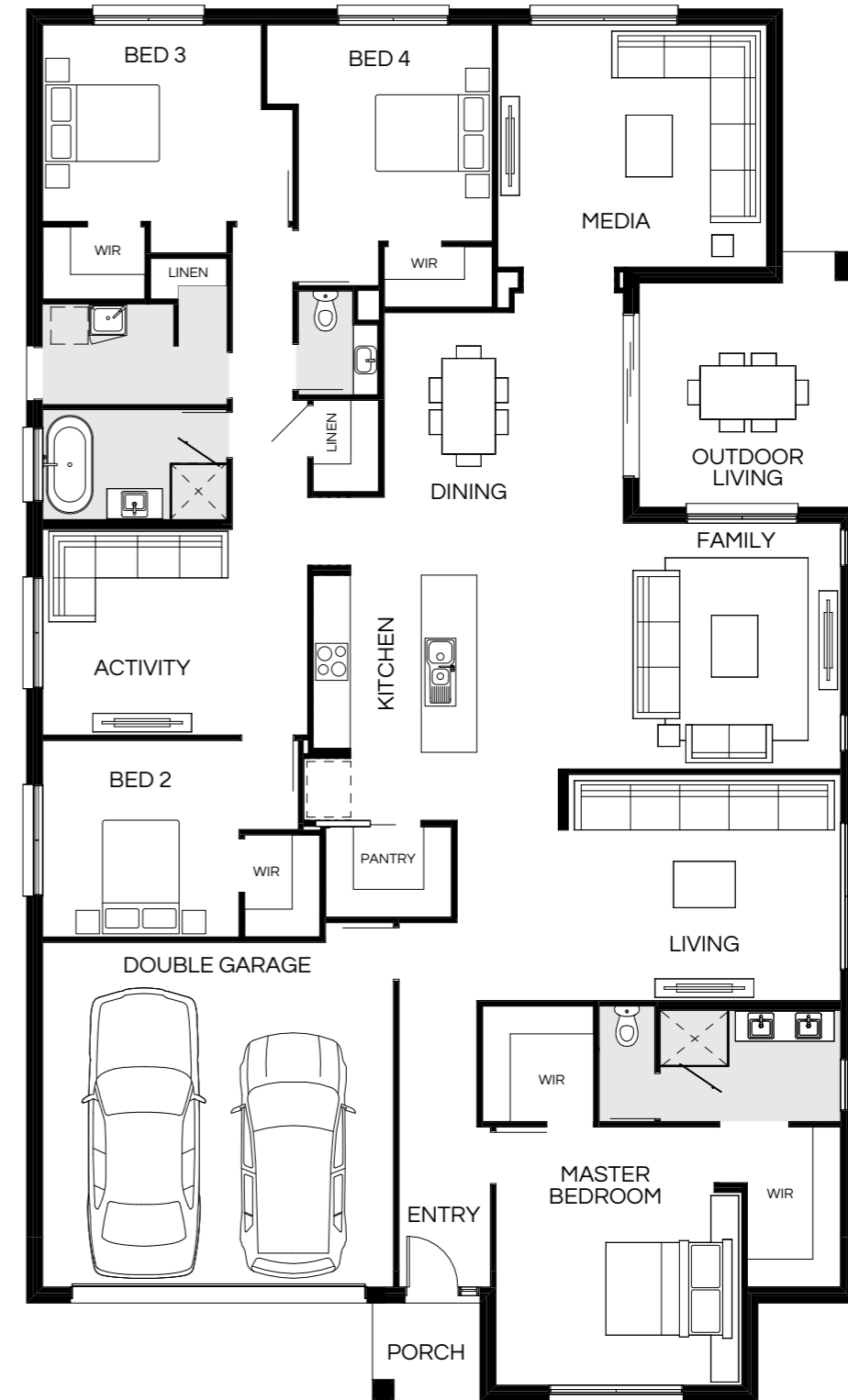


Master Bed	3500 x 4520	Activity	2940 x 3470	Media	4220 x 3380	House Length	22.14m
Bed 2	3520 x 2920	Dining	3930 x 3680	Outdoor	4240 x 3240	House Width	12.79m
Bed 3	3000 x 3000	Family	4000 x 5520			House Area	252.20m <sup>2</sup> (27.15sq)
Bed 4	3000 x 3140	Living	3700 x 3480			<b>Lot width</b>	<b>15m+</b>

Floorplan and lot width based on Designer facade. Floorplan is indicative only, conceptual in nature and subject to change without notice. Floorplan may depict features and/or other products which are not included in the house design, not included in the house price and/or not available from Coral Homes. All measurements are in millimetres unless otherwise stated. Floorplan measurements are approximate and are not to scale. Lot width is a guide only and may change due to developer covenants and Local Authority guidelines. For more information speak to your Coral Homes New Home Consultant. © Coral Homes Pty Ltd.

# Santorini 286N

4 | 4 | 2.5 | 2



Master Bed	4200 x 4000	Activity	3350 x 4310	Media	3940 x 4370	House Length	22.55m
Bed 2	3200 x 3200	Dining	3730 x 3890	Outdoor	4140 x 3520	House Width	13.44m
Bed 3	3200 x 3560	Family	4000 x 3520			House Area	286.92m <sup>2</sup> (30.88sq)
Bed 4	3520 x 3160	Living	3680 x 4430			<b>Lot width</b>	<b>15.5m+</b>

Floorplan and lot width based on Designer facade. Floorplan is indicative only, conceptual in nature and subject to change without notice. Floorplan may depict features and/or other products which are not included in the house design, not included in the house price and/or not available from Coral Homes. All measurements are in millimetres unless otherwise stated. Floorplan measurements are approximate and are not to scale. Lot width is a guide only and may change due to developer covenants and Local Authority guidelines. For more information speak to your Coral Homes New Home Consultant. © Coral Homes Pty Ltd.

# Santorini Facades

12.5m+ Lot Width



Scan  
to view  
full facade  
range

East Hamptons Display Facade



Display facade depicts upgraded features that may not be available in all home designs. Speak with your New Home Consultant for full details on standard inclusions and available facade options.

Hamptons Display Facade



Display facade depicts upgraded features that may not be available in all home designs. Speak with your New Home Consultant for full details on standard inclusions and available facade options.

Mornington



Shoreline



St Kilda



Designer



Display facade images depict render finish, cladding, upgraded entry door, two external paint colours, feature windows and furnishings, feature lighting, pergola and other items which Coral Homes may not offer or may be subject to additional charge. All facade images are intended as a guide only and may depict non-standard items such as feature stone, feature brickwork, timber-look panelling, render finish, upgraded garage door colour, two or more paint colours, upgraded entry door, upgraded windows, feature lighting and other items which Coral Homes may not offer or may be subject to additional charge. Facades are indicative only, conceptual in nature and are subject to design changes without notice. Reduced eaves may be utilized subject to lot width requirements. External works such as driveways, landscaping and fencing are not supplied by Coral Homes. For accurate and current information, including house-specific facade drawings, please speak with your Coral Homes New Home Consultant.

All facade images are intended as a guide only and may depict non-standard items such as feature stone, feature brickwork, timber-look panelling, render finish, upgraded garage door colour, two or more paint colours, upgraded entry door, upgraded windows, feature lighting and other items which Coral Homes may not offer or may be subject to additional charge. Facades are indicative only, conceptual in nature and are subject to design changes without notice. Reduced eaves may be utilized subject to lot width requirements. External works such as driveways, landscaping and fencing are not supplied by Coral Homes. For accurate and current information, including house-specific facade drawings, please speak with your Coral Homes New Home Consultant.

# Highlands Series

Acreage  
design

A contemporary take on acreage living, the Highlands Series is a collection of spacious single storey home designs built for wider blocks of land. With a large alfresco area and three main living spaces, the Highlands Series floorplans have an open-plan flow that brings the outside in.



Scan to view series



Highlands (Lodge Display Facade) – Everleigh, Greenbank

On  
display



Photography from Highlands at Everleigh Estate, Greenbank depicts non-standard facade items including feature stone, brick, timber cladding, render finish, upgraded entry door and sidelight window, stained entry door frame, upgraded windows, window furnishings, french doors, timber finish on garage door, feature lighting, upgraded porcelain tiling, upgraded rangehood including feature shelf and rangehood enclosure, 900mm appliances, black tapware, undermount sink, upgraded splashback tiling, upgraded island benchtop with feature posts and shadowline projection, upgraded Caesarstone®,

cabinetry profiles, finishes and handles, feature stone and fireplace, built-in cabinetry, stacker doors and handles, raked and square set ceiling, ceiling height and other items which Coral Homes may not offer or are subject to additional charge. Items such as homewares, furniture, refrigerators, built-in BBQ, retaining walls, timber-look decking, outdoor tiling, timber pergola, brick feature wall, paved path and concrete driveway, landscaping, pools and fencing are not supplied by Coral Homes. Speak with your New Home Consultant for more details.

# Highlands 256N

4 | 3 | 2 | 2

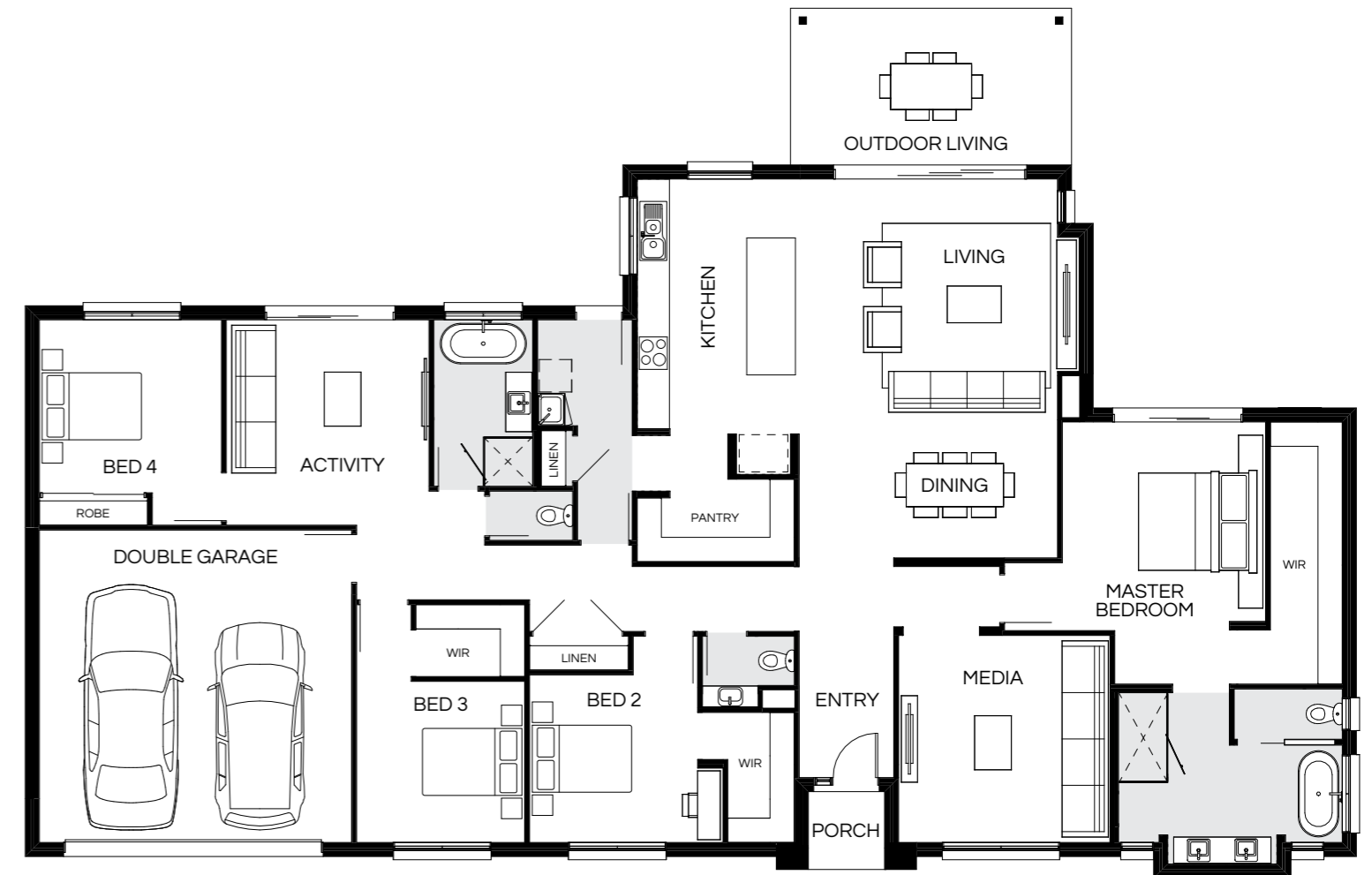


Master Bed	3580 x 3600	Activity	3620 x 3000	Outdoor	2700 x 5000	House Length	15.195m
Bed 2	3820 x 3000	Dining	2770 x 4480			House Width	23.94m
Bed 3	2900 x 3000	Living	3820 x 4590			House Area	256.90m <sup>2</sup> (27.65sq)
Bed 4	3020 x 3000	Media	3750 x 3620			<b>Lot width</b>	<b>28m+</b>

Floorplan and lot width based on Designer facade. Floorplan is indicative only, conceptual in nature and subject to change without notice. Floorplan may depict features and/or other products which are not included in the house design, not included in the house price and/or not available from Coral Homes. All measurements are in millimetres unless otherwise stated. Floorplan measurements are approximate and are not to scale. Lot width is a guide only and may change due to developer covenants and Local Authority guidelines. For more information speak to your Coral Homes New Home Consultant. © Coral Homes Pty Ltd.

# Highlands 280N

4 | 3 | 2.5 | 2

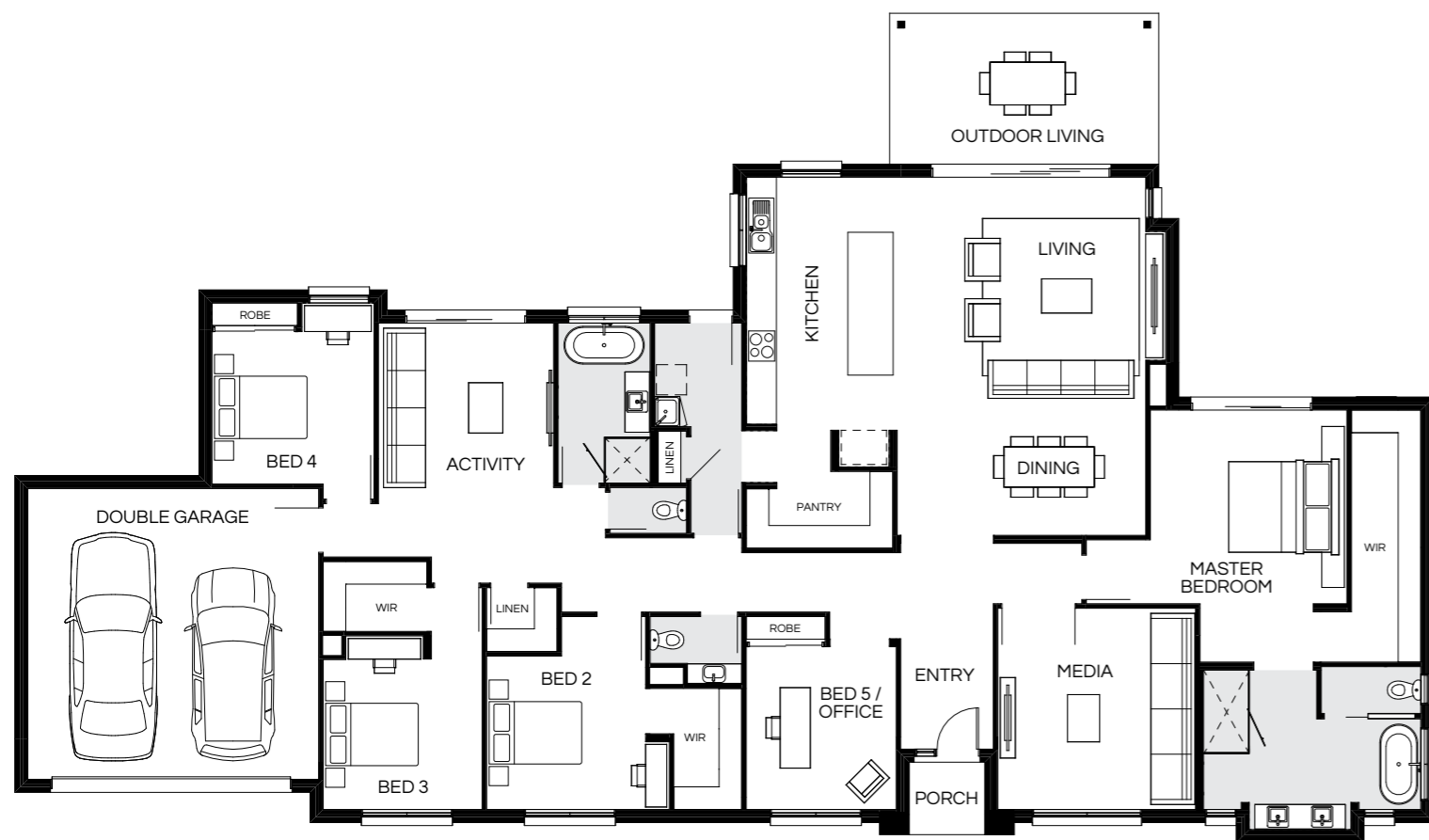


Master Bed	3880 x 3780	Activity	3820 x 3770	Outdoor	2900 x 5200	House Length	16.095m
Bed 2	3120 x 3130	Dining	2850 x 4800			House Width	24.63m
Bed 3	3000 x 3130	Living	4180 x 4800			House Area	280.72m <sup>2</sup> (30.22sq)
Bed 4	3220 x 3390	Media	3850 x 3930			<b>Lot width</b>	<b>29m+</b>

Floorplan and lot width based on Designer facade. Floorplan is indicative only, conceptual in nature and subject to change without notice. Floorplan may depict features and/or other products which are not included in the house design, not included in the house price and/or not available from Coral Homes. All measurements are in millimetres unless otherwise stated. Floorplan measurements are approximate and are not to scale. Lot width is a guide only and may change due to developer covenants and Local Authority guidelines. For more information speak to your Coral Homes New Home Consultant. © Coral Homes Pty Ltd.

# Highlands 307N

5 | 3 | 2.5 | 2



Master Bed	3870 x 3930	Activity	4670 x 3500	Outdoor	3000 x 5350	House Length	16.49m
Bed 2	3070 x 3180	Dining	2940 x 4960			House Width	28.21m
Bed 3	3000 x 3180	Living	4200 x 5030			House Area	307.59m <sup>2</sup> (33.11sq)
Bed 4	3050 x 3240	Media	4020 x 3950			<b>Lot width</b>	<b>32.5m<sup>+</sup></b>
Bed 5 / Office	3255 x 3000						

Floorplan and lot width based on Designer facade. Floorplan is indicative only, conceptual in nature and subject to change without notice. Floorplan may depict features and/or other products which are not included in the house design, not included in the house price and/or not available from Coral Homes. All measurements are in millimetres unless otherwise stated. Floorplan measurements are approximate and are not to scale. Lot width is a guide only and may change due to developer covenants and Local Authority guidelines. For more information speak to your Coral Homes New Home Consultant. © Coral Homes Pty Ltd.



Highlands – Everleigh, Greenbank



Highlands – Everleigh, Greenbank

Photography from Highlands at Everleigh Estate, Greenbank depicts non-standard items including upgraded porcelain tiling, upgraded windows, upgraded rangehood including feature shelf and rangehood enclosure, 900mm appliances, matte black sink mixer, undermount sink, upgraded splashback tiling, upgraded island benchtop with feature posts and shadowline projection, upgraded Caesarstone®, built-in cabinetry, cabinetry profiles, finishes and handles, feature lighting, feature stone and fireplace, upgraded windows, stacker doors and handles, raked and square set ceiling, ceiling height and other items which Coral Homes may not offer or are subject to additional charge. Items such as homewares, furniture, refrigerators, built-in BBQ, retaining walls, timber-look decking, outdoor tiling, landscaping, pools and fencing are not supplied by Coral Homes. Speak with your New Home Consultant for more details.

Highlands – Everleigh, Greenbank



Highlands – Everleigh, Greenbank



# Highlands 340N

5 | 3 | 2.5 | 2



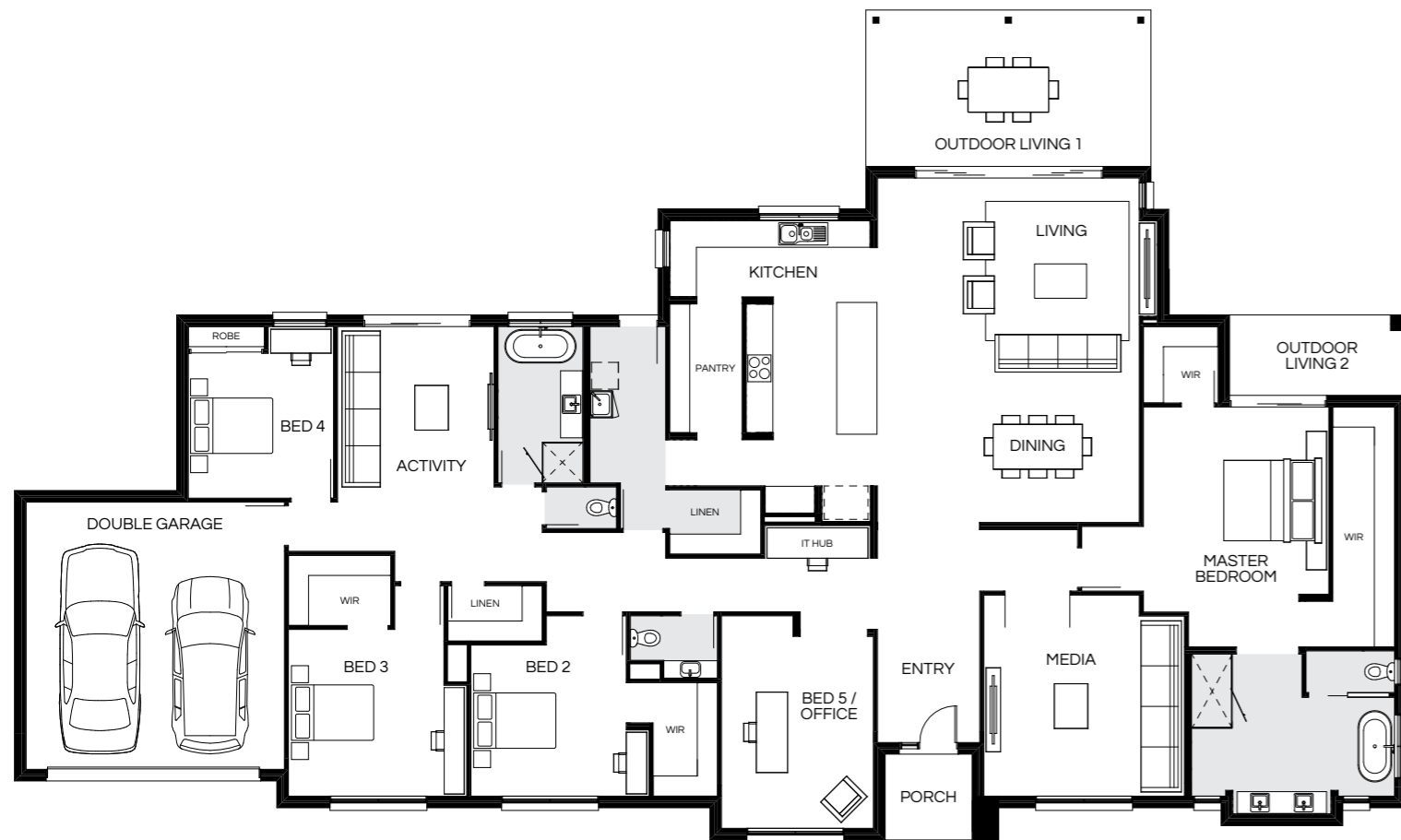
Master Bed	3990 x 4110	Activity	4685 x 3460	Outdoor 1	3100 x 6290	House Length	17.78m
Bed 2	3130 x 3250	Dining	3030 x 5790	Outdoor 2	1580 x 4130	House Width	29.19m
Bed 3	3050 x 3200	Living	4800 x 5790			House Area	340.33m <sup>2</sup> (36.63sq)
Bed 4	3050 x 3320	Media	4520 x 4530			<b>Lot width</b>	<b>33.5m<sup>+</sup></b>
Bed 5 / Office	3250 x 3000						

Photography from Highlands at Everleigh Estate, Greenbank depicts non-standard items including upgraded carpet, feature lighting, upgraded porcelain tiling to floors and walls, upgraded non-standard height wall tiling, upgraded windows, window furnishings, cabinetry profiles, finishes and handles, matte black basin and freestanding bath mixers, upgraded mirrors, chrome bermuda smart tile, square set ceiling, ceiling height and other items which Coral Homes may not offer or are subject to additional charge. Items such as homewares and furniture are not supplied by Coral Homes. Speak with your New Home Consultant for more details.

Floorplan and lot width based on Designer facade. Floorplan is indicative only, conceptual in nature and subject to change without notice. Floorplan may depict features and/or other products which are not included in the house design, not included in the house price and/or not available from Coral Homes. All measurements are in millimetres unless otherwise stated. Floorplan measurements are approximate and are not to scale. Lot width is a guide only and may change due to developer covenants and Local Authority guidelines. For more information speak to your Coral Homes New Home Consultant. © Coral Homes Pty Ltd.

# Highlands 386N

5 | 3 | 2.5 | 2



Master Bed	4610 x 4170	Activity	5050 x 3520	Outdoor 1	3500 x 6380	House Length	18.575m
Bed 2	3400 x 3500	Dining	3100 x 5880	Outdoor 2	1800 x 3950	House Width	31.14m
Bed 3	3750 x 3500	Living	4630 x 5880			House Area	386.96m <sup>2</sup> (41.65sq)
Bed 4	3260 x 3270	Media	4520 x 4510			<b>Lot width</b>	<b>35m+</b>
Bed 5 / Office	4315 x 3420						

Floorplan and lot width based on Designer facade. Floorplan is indicative only, conceptual in nature and subject to change without notice. Floorplan may depict features and/or other products which are not included in the house design, not included in the house price and/or not available from Coral Homes. All measurements are in millimetres unless otherwise stated. Floorplan measurements are approximate and are not to scale. Lot width is a guide only and may change due to developer covenants and Local Authority guidelines. For more information speak to your Coral Homes New Home Consultant. © Coral Homes Pty Ltd.

Highlands – The Fairways, Kensington Grove



Highlands – The Fairways, Kensington Grove



Photography from Highlands at The Fairways, Kensington Grove depicts non-standard items including upgraded timber flooring, upgraded rangehood including feature shelf and rangehood enclosure, 900mm appliances, dishwasher, upgraded splashback tiling, built-in cabinetry, cabinetry profiles, finishes and handles, upgraded island bench with shadowline and feature gable, upgraded Caesarstone®, matte black sink mixer, feature lighting, french doors, stacker doors and handles, upgraded windows, raked and square set ceiling, ceiling height, stained timber posts, and other items which Coral Homes may not offer or are subject to additional charge. Items such as homewares, furniture, landscaping, pergola, outdoor paving, timber-look decking, retaining walls and fencing are not supplied by Coral Homes. Speak with your New Home Consultant for more details.

# Highlands Facades

32.5m+ Lot Width



Scan  
to view  
full facade  
range

Lodge Display Facade



Display facade depicts upgraded features that may not be available in all home designs. Speak with your New Home Consultant for full details on standard inclusions and available facade options.

Alpine Display Facade



Display facade depicts upgraded features that may not be available in all home designs. Speak with your New Home Consultant for full details on standard inclusions and available facade options.

East Hamptons



Hamptons



Mornington



Designer



Display facade images depict feature stone, timber and render finish, cladding, upgraded entry door, sidelight window, stained entry door frame, two external paint colours, feature windows and furnishings, french doors, front pergola, timber finish on garage door, feature lighting, roof ventilator, raked ceilings and other items which Coral Homes may not offer or may be subject to additional charge. All facade images are intended as a guide only and may depict non-standard items such as feature stone, feature brickwork, timber-look panelling, render finish, upgraded garage door colour, two or more paint colours, upgraded entry door, upgraded windows, feature lighting and other items which Coral Homes may not offer or may be subject to additional charge. Facades are indicative only, conceptual in nature and are subject to design changes without notice. Reduced eaves may be utilized subject to lot width requirements. External works such as driveways, landscaping and fencing are not supplied by Coral Homes. For accurate and current information, including house-specific facade drawings, please speak with your Coral Homes New Home Consultant.

All facade images are intended as a guide only and may depict non-standard items such as feature stone, feature brickwork, timber-look panelling, render finish, upgraded garage door colour, two or more paint colours, upgraded entry door, upgraded windows, feature lighting and other items which Coral Homes may not offer or may be subject to additional charge. Facades are indicative only, conceptual in nature and are subject to design changes without notice. Reduced eaves may be utilized subject to lot width requirements. External works such as driveways, landscaping and fencing are not supplied by Coral Homes. For accurate and current information, including house-specific facade drawings, please speak with your Coral Homes New Home Consultant.



## Find Out More



### Website

Want to see more of our home designs? Visit our website [coralhomes.com.au](https://coralhomes.com.au)



### Virtual Village

Not enough time to visit our Estates? Take an online tour at [coralhomes.com.au/virtual-tours](https://coralhomes.com.au/virtual-tours)



### Social

Connect with us! We update our social network with the best home inspiration, new releases, offers and more!

# CORAL HOMES

Built on trust since 1990™

Photography from Highlands at The Fairways, Kensington Grove depicts non-standard facade items including feature stone, timber and render finish, upgraded entry door, stained entry door frame, upgraded windows, window furnishings, french doors, front pergola, timber finish on garage door, feature lighting, raked ceiling, ceiling height, roof ventilator and other items which Coral Homes may not offer or are subject to additional charge. Items such as homewares, furniture, timber-look decking, paved path, external concrete driveways and path, landscaping and fencing are not supplied by Coral Homes. Speak with your New Home Consultant for more details. © Coral Homes Pty Ltd. The copyright in the floorplans and facades depicted in this brochure are owned by or licensed to Coral Homes Pty Ltd and may not be reproduced, copied or dealt with in any manner which infringes the exclusive rights of Coral Homes Pty Ltd as prescribed by the Copyright Act 1968 without the express written authorisation of Coral Homes Pty Ltd. Coral Homes Pty Ltd QBCC 50792, NSW OFT 62084C, Coral Homes Qld Pty Ltd QBCC

# Why Coral Homes?

Our foundation is built on transparency, trust and exceptional customer service. Having built over 27,000 homes across three decades, our customers receive a fixed price guarantee, independent quality checks and so much more.



## 35+ Years Experience

Providing a high level of quality, value for money, security and transparency, is why we are one of Australia's largest home builders today.



## Fixed Price Guarantee

We understand the financial commitments around building a home and provide you with peace of mind by offering contracts with a Fixed Price Guarantee\* upfront.



## Independent Quality Inspections

We have a stringent seven step Quality Assurance process to ensure we build each and every home to a high quality. This process includes an independent quality inspection.



## Award-Winning Home Builder

We're a proud two-time winner of the HIA Professional Major Builder Award, the industry's most prestigious award. We are also honoured to be named ProductReview winners for customer satisfaction for 2021, 2022 & 2024.

# CORAL HOMES

[coralhomes.com.au](http://coralhomes.com.au)

\*The fixed price guarantee is in respect to the cost of construction of your house and associated site works in accordance with the specifications of your contract. Coral Homes reserves the right to vary, terminate or suspend the operation of the Fixed Price Guarantee offer in its absolute discretion, without notice.