

# CORAL HOMES

Single Storey

New South Wales

Majorca – Hereford Hill Estate, Lochinvar



Photography depicts items such as homewares, furniture, finishes, landscaping and fencing and may depict items that are upgraded or not supplied by Coral Homes. Speak with your New Home Consultant for more details.

Majorca – Hereford Hill Estate, Lochinvar



## Welcome

Browse through our collection of most-loved single storey homes to find your dream design.  
 Each spacious floorplan is available in multiple facades to suit your style.  
 To discover our full range of homes, visit [coralhomes.com.au](http://coralhomes.com.au)

*Discover our designs*



Photography throughout this guide depicts items such as homewares, furniture, landscaping, fencing and may depict items that are upgraded or not supplied by Coral Homes. Floorplans throughout this guide are indicative only, conceptual in nature and subject to change. Floorplans may depict features and/or other products which are not included in the house design, not included in the house price and/or not available from Coral Homes. External Colours (Walls, Roof and Window/doors etc) shown in this guide are indicative only and may require additional costs to comply with BASIX requirements. Coral Homes recommend discussing ways to minimise costs associated with Energy Efficiency compliance with your New Home Consultant. © Coral Homes Pty Ltd. The copyright in the floorplans and facades depicted in this brochure are owned by or licensed to Coral Homes Pty Ltd and may not be reproduced, copied or dealt with in any manner which infringes the exclusive rights of Coral Homes Pty Ltd as prescribed by the Copyright Act 1968 without the express written authorisation of Coral Homes Pty Ltd. Coral Homes Pty Ltd QBCC 50792, NSW OFT 62084C, Coral Homes Qld Pty Ltd QBCC 1014053.



# Single Storey Collection – NSW

We've got a home design to suit your block of land and lifestyle.  
Discover the range.

Lot Width	Home Design					Page
14m+	Barcelona 248N	4	2	2	2	6
14m+	Barcelona 270N	4	3	2	2	7
14.5m+	Barcelona 296N	4	3	2.5	2	8
14.5m+	Barcelona 301N	4	3	2.5	2	11
9m+	Burwood 127N	3	1	2	1	15
9m+	Burwood 148N	4	1	2	1	16
12.5m+	Capri 180N	4	1	2	2	20
12.5m+	Capri 191N	4	2	2	2	21
12m+	Capri 205N	4	3	2.5	2	22
12.5m+	Capri 207N	4	3	2	2	23
12.5m+	Capri 226N	4	3	2	2	24
12.5m+	Capri 227N	4	3	2	2	25
12.5m+	Capri 238N	4	3	2	2	26
12.5m+	Capri 239N	4	3	2	2	27
12.5m+	Grange 191N	4	2	2	2	32
12m+	Grange 196N	4	2	2	2	33
12m+	Grange 216N	4	3	2	2	35
12.5m+	Grange 225N	4	3	2	2	36
14m+	Grange 231N	4	3	2	2	37
14m+	Grange 246N	4	3	2	2	38
14.5m+	Grange 247N	4	3	2	2	39

Lot Width	Home Design					Page
15m+	Lagos 245N	4	3	2.5	2	46
16m+	Lagos 255N	4	3	2.5	2	47
16m+	Lagos 291N	4	4	2.5	2	48
16m+	Lagos 313N	4	4	2.5	2	49
14m+	Lisbon 225N	4	2	2	2	54
16m+	Lisbon 232N	4	2	2	2	55
16.5m+	Lisbon 254N	4	3	2	2	57
15m+	Lisbon 263N	4	3	2	2	58
16.5m+	Lisbon 270N	4	3	2	2	59
15.5m+	Lisbon 276N	4	3	2.5	2	60
17.5m+	Lisbon 293N	4	3	2.5	2	61
17m+	Lisbon 294N	4	4	2.5	2	62
18m+	Lisbon 317N	4	4	2.5	2	63
12.5m+	Madrid 197N	4	2	2	2	70
12m+	Madrid 207N	4	2	2	2	71
12.5m+	Madrid 209N	4	2	2	2	72
12.5m+	Madrid 216N	4	2	2	2	73
12.5m+	Madrid 235N	4	3	2.5	2	75
12.5m+	Madrid 253N	4	3	2.5	2	76
13.5m+	Madrid 260N	4	3	2.5	2	77

Lot Width	Home Design					Page
15.5m+	Majorca 246N	4	3	2.5	2	82
15m+	Majorca 256N	4	3	2.5	2	83
15m+	Majorca 273N	4	3	2.5	2	84
15m+	Majorca 292N	4	4	2.5	2	86
15.5m+	Majorca 308N	4	4	2.5	2	87
12.5m+	Milan 209N	4	2	2	2	92
12.5m+	Milan 221N	4	3	2	2	93
12.5m+	Milan 233N	4	3	2	2	94
14m+	Milan 244N	4	3	2	2	96
13.5m+	Milan 250N	4	3	2	2	97
14m+	Milan 271N	4	3	2	2	99
12.5m+	Noosaville 188N	3	2	2	2	106
12m+	Noosaville 204N	4	2	2	2	107
12.5m+	Noosaville 215N	4	2	2.5	2	108
12.5m+	Noosaville 228N	4	2	2.5	2	109
12.5m+	Noosaville 233N	4	2	2.5	2	110
14m+	Noosaville 248N	4	2	2.5	2	111

Lot Width	Home Design					Page
10m+	Pinot 150N	3	1	2	1	115
10m+	Pinot 154N	4	1	2	1	116
10m+	Pinot 167N	4	1	2	1	117
12m+	San Marino 199N	4	3	2	2	122
12m+	San Marino 211N	4	3	2	2	123
14.5m+	San Marino 242N	4	3	2	2	125
13m+	San Marino 245N	4	3	2	2	126
13.5m+	San Marino 258N	4	3	2	2	127
12.5m+	Santorini 209N	4	3	2	2	132
13.5m+	Santorini 236N	4	3	2	2	133
14m+	Santorini 252N	4	4	2.5	2	134
14.5m+	Santorini 269N	4	4	2.5	2	136
15.5m+	Santorini 286N	4	4	2.5	2	137
<b>Acreage</b>						
28m+	Highlands 256N	4	3	2	2	142
29m+	Highlands 281N	4	3	2.5	2	143
32.5m+	Highlands 308N	5	3	2.5	2	144
33.5m+	Highlands 340N	5	3	2.5	2	147
35m+	Highlands 387N	5	3	2.5	2	148

# Barcelona Series

New  
design  
series

Our ultra-functional Barcelona designs have four bedrooms, multiple living spaces and practical 'zoned' kids' bedrooms to keep up with the needs of your modern family. Make memories in the open-plan living, dining, kitchen and alfresco areas – your dream entertaining space.



Scan to view series

On  
display

Barcelona (Aspire Facade) – SkyRidge, Worongary



Barcelona – SkyRidge, Worongary

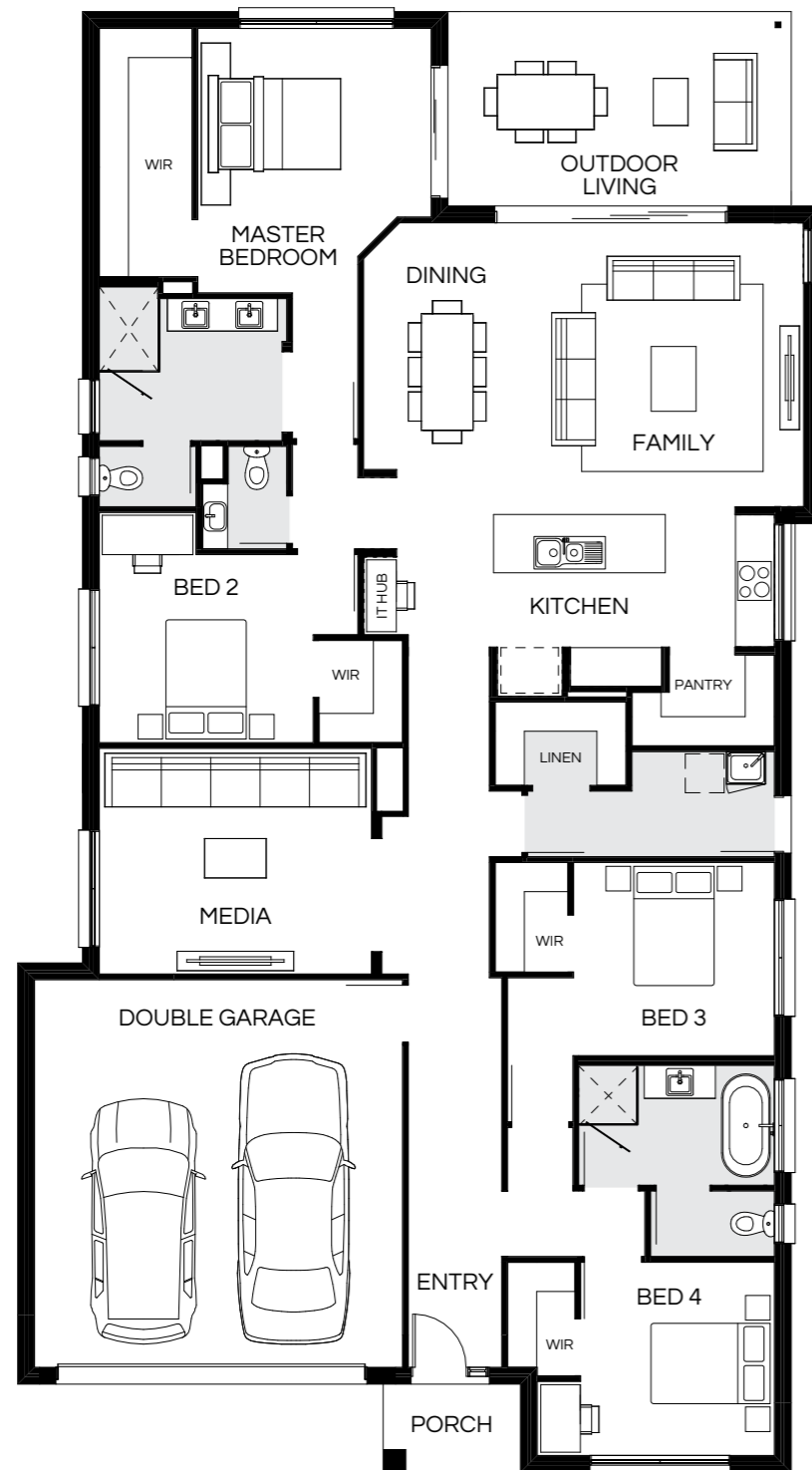


Barcelona – SkyRidge, Worongary



# Barcelona 248N

4 | 2 | 2.5 | 2

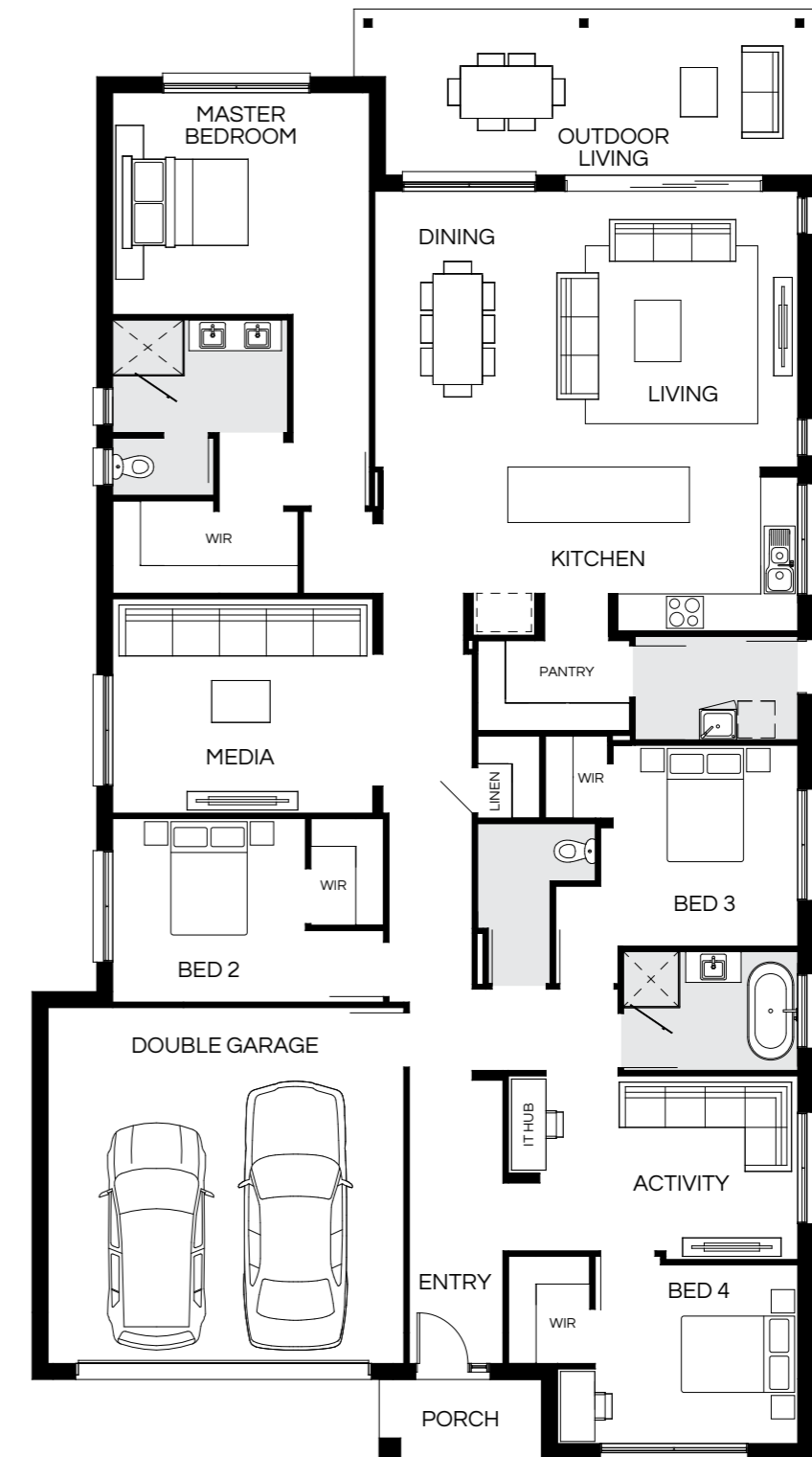


Master Bed	4100 x 3620	Dining	3825 x 2810	Outdoor	3000 x 5300	House Length	22.54m
Bed 2	2920 x 3320	Family	4510 x 4000			House Width	12.39m
Bed 3	3000 x 3120	Media	3500 x 4220			House Area	248.98m <sup>2</sup> (26.80sq)
Bed 4	3000 x 3010					<b>Lot width</b>	<b>14m+</b>

Floorplan and lot width based on Designer facade. Floorplan is indicative only, conceptual in nature and subject to change without notice. Floorplan may depict features and/or other products which are not included in the house design, not included in the house price and/or not available from Coral Homes. All measurements are in millimetres unless otherwise stated. Floorplan measurements are approximate and are not to scale. Lot width is a guide only and may change due to developer covenants and Local Authority guidelines. For more information speak to your Coral Homes New Home Consultant. © Coral Homes Pty Ltd.

# Barcelona 270N

4 | 3 | 2 | 2



Master Bed	3620 x 4190	Activity	3000 x 4210	Outdoor	2700 x 7470	House Length	23.56m
Bed 2	3000 x 3150	Dining	4500 x 3000			House Width	12.70m
Bed 3	3280 x 3020	Living	4500 x 3930			House Area	270.52m <sup>2</sup> (29.12sq)
Bed 4	2920 x 3310	Media	3500 x 4250			<b>Lot width</b>	<b>14m+</b>

Floorplan and lot width based on Designer facade. Floorplan is indicative only, conceptual in nature and subject to change without notice. Floorplan may depict features and/or other products which are not included in the house design, not included in the house price and/or not available from Coral Homes. All measurements are in millimetres unless otherwise stated. Floorplan measurements are approximate and are not to scale. Lot width is a guide only and may change due to developer covenants and Local Authority guidelines. For more information speak to your Coral Homes New Home Consultant. © Coral Homes Pty Ltd.


# Barcelona 296N

4 | 3 | 2.5 | 2



Master Bed	3720 x 4200	Activity	3050 x 4850	Outdoor	2800 x 8210	House Length	24.17m
Bed 2	3000 x 3200	Dining	4950 x 2840			House Width	13.44m
Bed 3	3120 x 3300	Living	4950 x 4670			House Area	296.62m <sup>2</sup> (31.93sq)
Bed 4	2920 x 3900	Media	3650 x 4300			<b>Lot width</b>	<b>14.5m+</b>

Floorplan and lot width based on Designer facade. Floorplan is indicative only, conceptual in nature and subject to change without notice. Floorplan may depict features and/or other products which are not included in the house design, not included in the house price and/or not available from Coral Homes. All measurements are in millimetres unless otherwise stated. Floorplan measurements are approximate and are not to scale. Lot width is a guide only and may change due to developer covenants and Local Authority guidelines. For more information speak to your Coral Homes New Home Consultant. © Coral Homes Pty Ltd.



Photography depicts items such as homewares, furniture, finishes, landscaping and fencing and may depict items that are upgraded or not supplied by Coral Homes. Speak with your New Home Consultant for more details.

Barcelona – SkyRidge, Worongary



# Barcelona 301N

4 | 3 | 2.5 | 2

Barcelona – SkyRidge, Worongary



Master Bed	3870 x 4200	Activity	3050 x 4650	Outdoor	2800 x 7740	House Length	24.17m
Bed 2	3000 x 3200	Dining	4955 x 3000			House Width	13.44m
Bed 3	3120 x 3300	Living	4955 x 4670			House Area	301.40m <sup>2</sup> (32.44sq)
Bed 4	2920 x 3790	Media	3650 x 4300			<b>Lot width</b>	<b>14.5m<sup>+</sup></b>

Floorplan and lot width based on Designer facade. Floorplan is indicative only, conceptual in nature and subject to change without notice. Floorplan may depict features and/or other products which are not included in the house design, not included in the house price and/or not available from Coral Homes. All measurements are in millimetres unless otherwise stated. Floorplan measurements are approximate and are not to scale. Lot width is a guide only and may change due to developer covenants and Local Authority guidelines. For more information speak to your Coral Homes New Home Consultant. © Coral Homes Pty Ltd.

# Barcelona Facades

14m+ Lot Width



Scan  
to view  
full facade  
range

Aspire Display Facade



Mornington



East Hamptons



Southampton



Shoreline



Designer




Facade images shown are indicative only, conceptual in nature and subject to change. Facade images are to be used as a guide, may depict non-standard items and may not be house specific. Please obtain house specific drawings from your New Home Consultant to assist you in making your facade choice.

Facade images shown are indicative only, conceptual in nature and subject to change. Facade images are to be used as a guide, may depict non-standard items and may not be house specific. Please obtain house specific drawings from your New Home Consultant to assist you in making your facade choice.



# Burwood Series

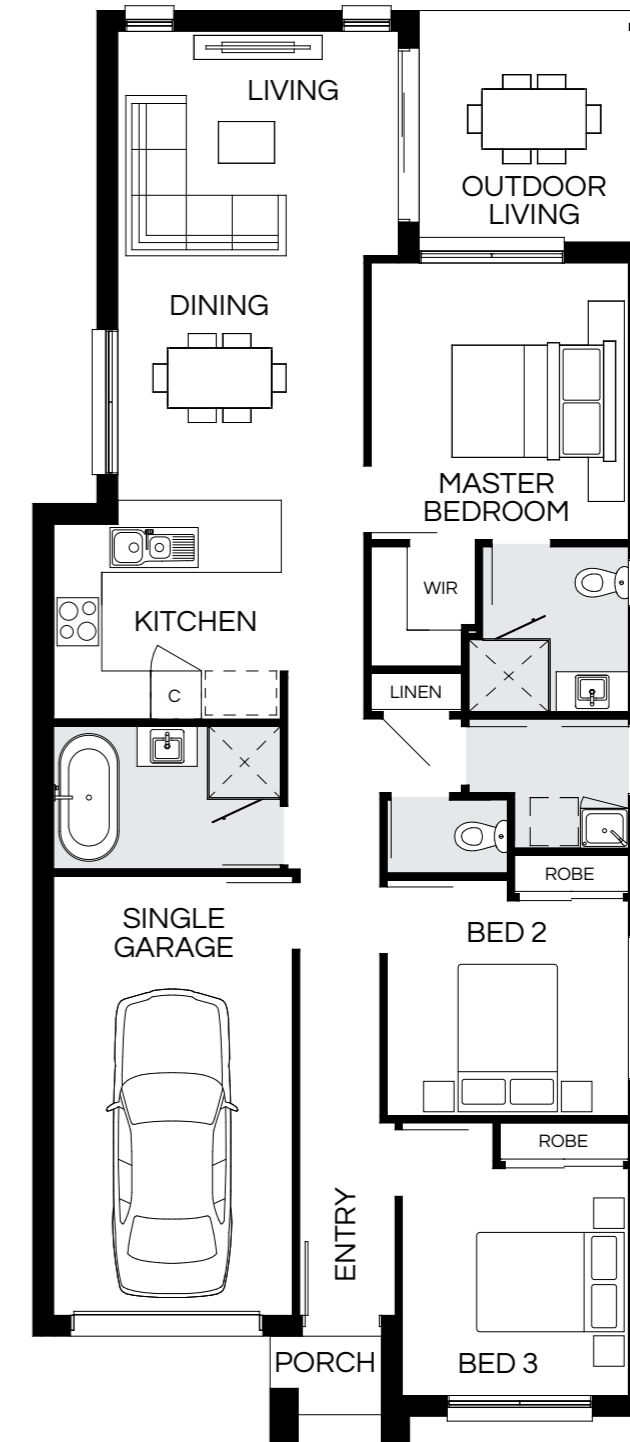

Designed to fit comfortably on a narrow lot, the Burwood Series is a three bedroom, single storey home perfect for inner city living and first home buyers. This home is suitable for land with frontage 9m or wider and doesn't compromise on quality – despite its compact design.



# Burwood 127N

Most popular

3 | 1 | 2 | 1



Master Bed	3470 x 3230	Dining	3040 x 3090	Outdoor	2890 x 2870	House Length	17.90m
Bed 2	2700 x 3030	Living	2820 x 3520			House Width	7.69m
Bed 3	2850 x 2840					House Area	127.24m <sup>2</sup> (13.70sq)
						<b>Lot width</b>	<b>9m+</b>

Floorplan and lot width based on Designer facade. Floorplan is indicative only, conceptual in nature and subject to change without notice. Floorplan may depict features and/or other products which are not included in the house design, not included in the house price and/or not available from Coral Homes. All measurements are in millimetres unless otherwise stated. Floorplan measurements are approximate and are not to scale. Lot width is a guide only and may change due to developer covenants and Local Authority guidelines. For more information speak to your Coral Homes New Home Consultant. © Coral Homes Pty Ltd.

# Burwood 148N

4 | 1 | 2 | 1



Master Bed	3450 x 3230	Dining	3035 x 3090	Outdoor	3280 x 2750	House Length	20.90m
Bed 2	2850 x 3230	Living	3210 x 3640			House Width	7.69m
Bed 3	2850 x 3030					House Area	148.39m <sup>2</sup> (15.97sq)
Bed 4	2850 x 2840					<b>Lot width</b>	<b>9m+</b>

Floorplan and lot width based on Designer facade. Floorplan is indicative only, conceptual in nature and subject to change without notice. Floorplan may depict features and/or other products which are not included in the house design, not included in the house price and/or not available from Coral Homes. All measurements are in millimetres unless otherwise stated. Floorplan measurements are approximate and are not to scale. Lot width is a guide only and may change due to developer covenants and Local Authority guidelines. For more information speak to your Coral Homes New Home Consultant. © Coral Homes Pty Ltd.

# Burwood Facades

9m+ Lot Width



Facade images shown are indicative only, conceptual in nature and subject to change. Facade images are to be used as a guide, may depict non-standard items and may not be house specific. Please obtain house specific drawings from your New Home Consultant to assist you in making your facade choice.

# Capri Series

The popular Capri Series is designed to fit neatly on a 12m+ lot width, without compromising on functional features. The open-plan kitchen, dining and living area is the perfect space for family to spend time together, while four bedrooms and a separate living space creates a private sanctuary.



Scan to view series

Capri (Hamptons Facade) – Everleigh Estate, Greenbank

On display



Capri – Everleigh Estate, Greenbank

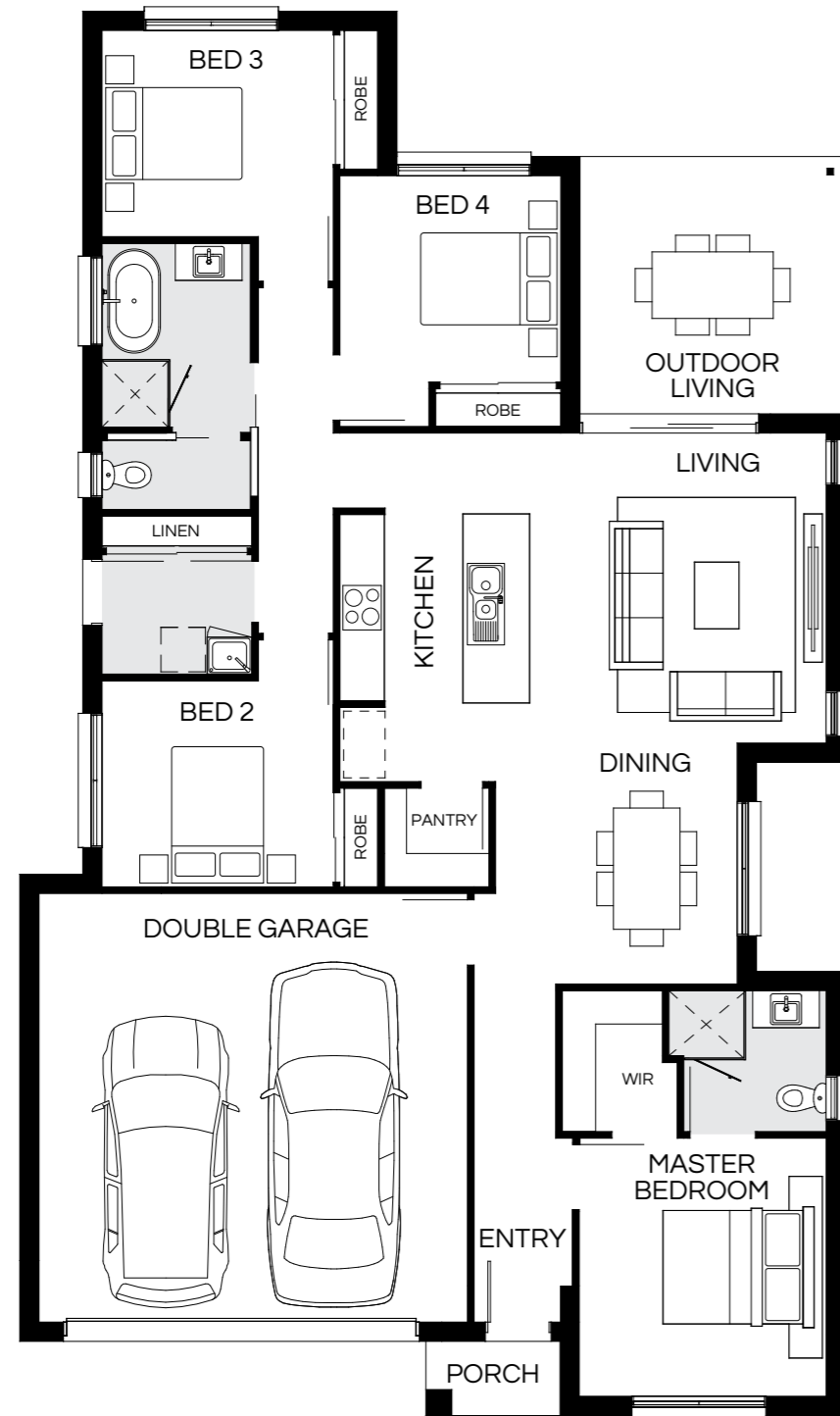


Capri – Everleigh Estate, Greenbank



# Capri 180N

4 | 1 | 2 | 2

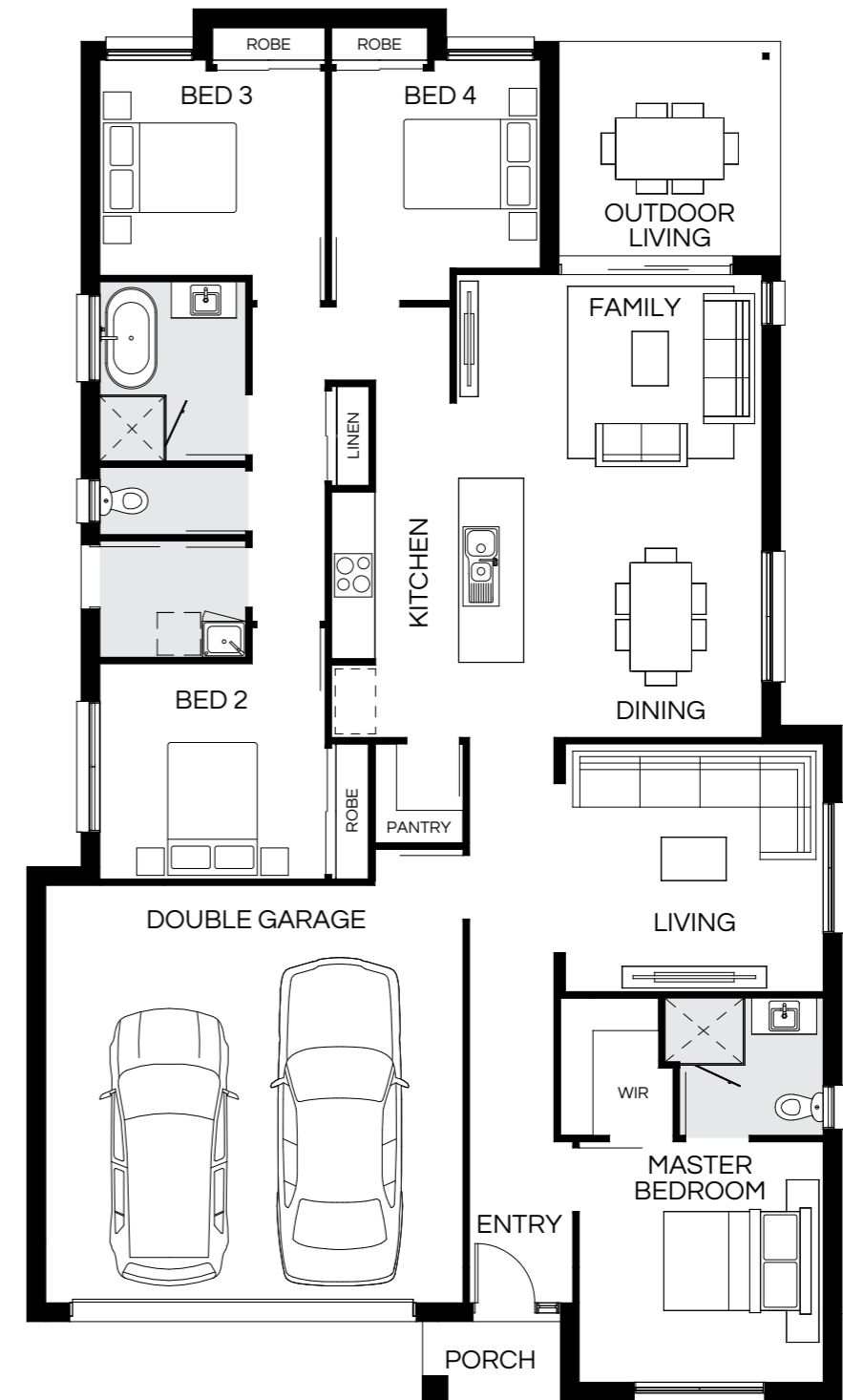


Master Bed	3500 x 3350	Dining	3250 x 3280	Outdoor	3470 x 3580	House Length	18.94m
Bed 2	2800 x 3140	Living	4200 x 4010			House Width	11.14m
Bed 3	2800 x 3140					House Area	180.37m <sup>2</sup> (19.42sq)
Bed 4	2800 x 3000					<b>Lot width</b>	<b>12.5m<sup>+</sup></b>

Floorplan and lot width based on Designer facade. Floorplan is indicative only, conceptual in nature and subject to change without notice. Floorplan may depict features and/or other products which are not included in the house design, not included in the house price and/or not available from Coral Homes. All measurements are in millimetres unless otherwise stated. Floorplan measurements are approximate and are not to scale. Lot width is a guide only and may change due to developer covenants and Local Authority guidelines. For more information speak to your Coral Homes New Home Consultant. © Coral Homes Pty Ltd.

# Capri 191N

4 | 2 | 2 | 2



Master Bed	3350 x 3400	Dining	3000 x 3310	Outdoor	2970 x 3070	House Length	19.28m
Bed 2	3000 x 3140	Family	3430 x 4250			House Width	11.29m
Bed 3	3000 x 3140	Living	3450 x 3590			House Area	191.52m <sup>2</sup> (20.62sq)
Bed 4	2900 x 2910					<b>Lot width</b>	<b>12.5m<sup>+</sup></b>

Floorplan and lot width based on Designer facade. Floorplan is indicative only, conceptual in nature and subject to change without notice. Floorplan may depict features and/or other products which are not included in the house design, not included in the house price and/or not available from Coral Homes. All measurements are in millimetres unless otherwise stated. Floorplan measurements are approximate and are not to scale. Lot width is a guide only and may change due to developer covenants and Local Authority guidelines. For more information speak to your Coral Homes New Home Consultant. © Coral Homes Pty Ltd.

# Capri 205N

4 | 3 | 2.5 | 2

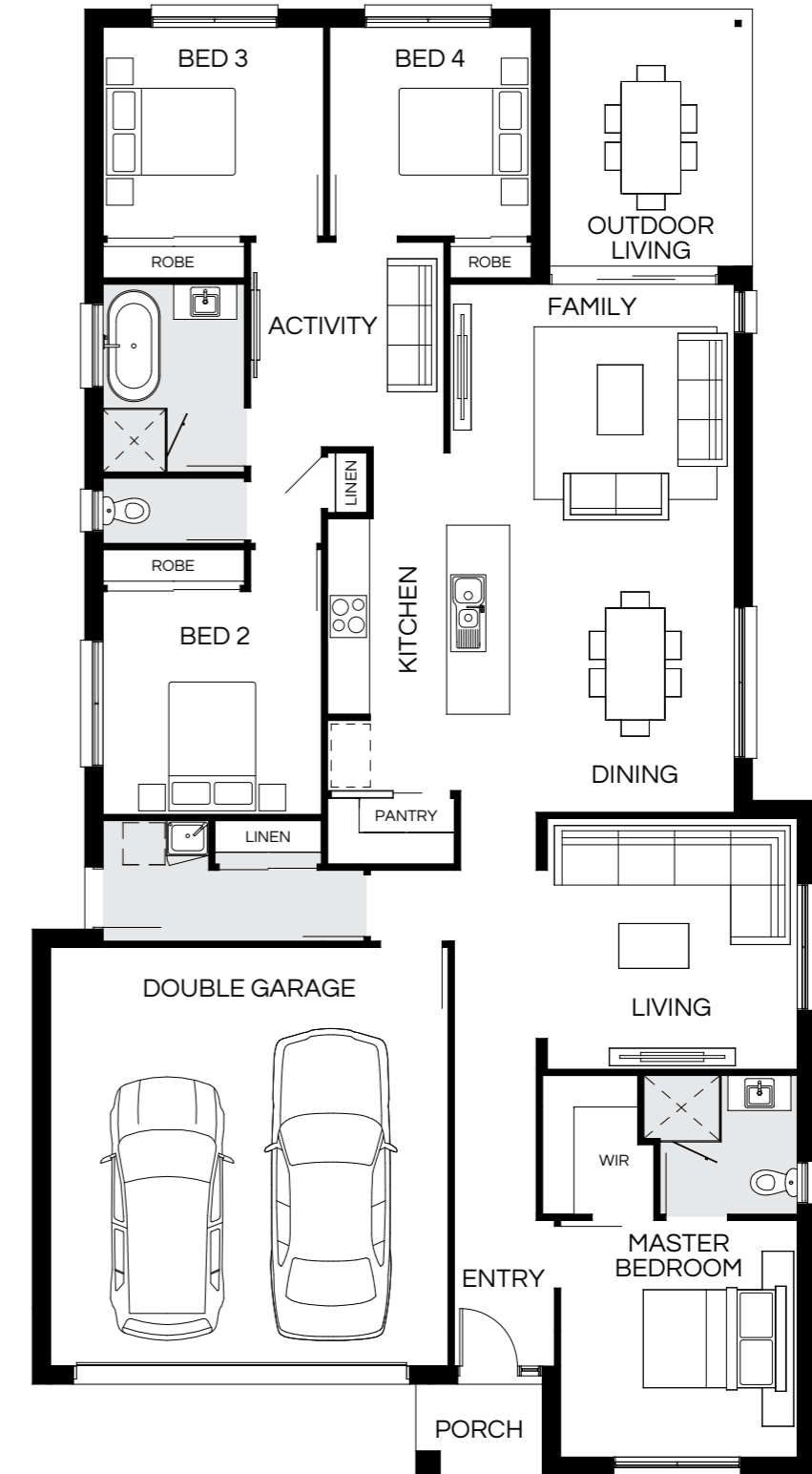


Master Bed	3500 x 3360	Activity	3190 x 3920	Outdoor	2970 x 3060	House Length	20.50m
Bed 2	2950 x 3000	Dining	3050 x 3750			House Width	10.95m
Bed 3	2900 x 2850	Family	4000 x 4000			House Area	205.49m <sup>2</sup> (22.12sq)
Bed 4	2900 x 2900	Living	3520 x 3400			<b>Lot width</b>	<b>12m+</b>

Floorplan and lot width based on Designer facade. Floorplan is indicative only, conceptual in nature and subject to change without notice. Floorplan may depict features and/or other products which are not included in the house design, not included in the house price and/or not available from Coral Homes. All measurements are in millimetres unless otherwise stated. Floorplan measurements are approximate and are not to scale. Lot width is a guide only and may change due to developer covenants and Local Authority guidelines. For more information speak to your Coral Homes New Home Consultant. © Coral Homes Pty Ltd.

# Capri 207N

4 | 3 | 2 | 2



Master Bed	3400 x 3400	Activity	2940 x 2780	Outdoor	3670 x 2900	House Length	20.94m
Bed 2	3200 x 3140	Dining	3500 x 3220			House Width	11.19m
Bed 3	3000 x 3170	Family	4060 x 4080			House Area	207.17m <sup>2</sup> (22.30sq)
Bed 4	3000 x 2900	Living	3600 x 3590			<b>Lot width</b>	<b>12.5m+</b>

Floorplan and lot width based on Designer facade. Floorplan is indicative only, conceptual in nature and subject to change without notice. Floorplan may depict features and/or other products which are not included in the house design, not included in the house price and/or not available from Coral Homes. All measurements are in millimetres unless otherwise stated. Floorplan measurements are approximate and are not to scale. Lot width is a guide only and may change due to developer covenants and Local Authority guidelines. For more information speak to your Coral Homes New Home Consultant. © Coral Homes Pty Ltd.

# Capri 226N

4 | 3 | 2 | 2



Master Bed	3500 x 3520	Activity	3200 x 4150	Outdoor	3070 x 3370	House Length	22.33m
Bed 2	3200 x 3000	Dining	3680 x 3640			House Width	11.44m
Bed 3	3000 x 2900	Family	4140 x 4150			House Area	226.44m <sup>2</sup> (24.37sq)
Bed 4	2850 x 3000	Living	3550 x 3600			<b>Lot width</b>	<b>12.5m<sup>+</sup></b>

Floorplan and lot width based on Designer facade. Floorplan is indicative only, conceptual in nature and subject to change without notice. Floorplan may depict features and/or other products which are not included in the house design, not included in the house price and/or not available from Coral Homes. All measurements are in millimetres unless otherwise stated. Floorplan measurements are approximate and are not to scale. Lot width is a guide only and may change due to developer covenants and Local Authority guidelines. For more information speak to your Coral Homes New Home Consultant. © Coral Homes Pty Ltd.

# Capri 227N

4 | 3 | 2 | 2



Master Bed	3520 x 3460	Activity	3000 x 3590	Outdoor	3770 x 3270	House Length	22.32m
Bed 2	3000 x 3050	Dining	3600 x 3480			House Width	11.29m
Bed 3	3000 x 3000	Family	4200 x 3920			House Area	227.12m <sup>2</sup> (24.45sq)
Bed 4	3030 x 2900	Living	3520 x 3580			<b>Lot width</b>	<b>12.5m<sup>+</sup></b>

Floorplan and lot width based on Designer facade. Floorplan is indicative only, conceptual in nature and subject to change without notice. Floorplan may depict features and/or other products which are not included in the house design, not included in the house price and/or not available from Coral Homes. All measurements are in millimetres unless otherwise stated. Floorplan measurements are approximate and are not to scale. Lot width is a guide only and may change due to developer covenants and Local Authority guidelines. For more information speak to your Coral Homes New Home Consultant. © Coral Homes Pty Ltd.

# Capri 238N

4 | 3 | 2 | 2



Master Bed	3700 x 3460	Activity	3460 x 3540	Outdoor	3300 x 3870	House Length	22.98m
Bed 2	3000 x 3000	Dining	3810 x 3580			House Width	11.29m
Bed 3	3230 x 3000	Family	4410 x 4500			House Area	238.39m <sup>2</sup> (25.66sq)
Bed 4	3230 x 3000	Living	3820 x 3600			<b>Lot width</b>	<b>12.5m+</b>

Floorplan and lot width based on Designer facade. Floorplan is indicative only, conceptual in nature and subject to change without notice. Floorplan may depict features and/or other products which are not included in the house design, not included in the house price and/or not available from Coral Homes. All measurements are in millimetres unless otherwise stated. Floorplan measurements are approximate and are not to scale. Lot width is a guide only and may change due to developer covenants and Local Authority guidelines. For more information speak to your Coral Homes New Home Consultant. © Coral Homes Pty Ltd.

# Capri 239N

4 | 3 | 2 | 2



Master Bed	3640 x 3460	Activity	3100 x 3570	Outdoor	3520 x 3870	House Length	23.24m
Bed 2	3200 x 3050	Dining	3770 x 3560			House Width	11.29m
Bed 3	3100 x 3000	Family	4800 x 4150			House Area	239.57m <sup>2</sup> (25.79sq)
Bed 4	3000 x 3000	Living	3800 x 3580			<b>Lot width</b>	<b>12.5m+</b>

Floorplan and lot width based on Designer facade. Floorplan is indicative only, conceptual in nature and subject to change without notice. Floorplan may depict features and/or other products which are not included in the house design, not included in the house price and/or not available from Coral Homes. All measurements are in millimetres unless otherwise stated. Floorplan measurements are approximate and are not to scale. Lot width is a guide only and may change due to developer covenants and Local Authority guidelines. For more information speak to your Coral Homes New Home Consultant. © Coral Homes Pty Ltd.

# Capri Facades

12m+ Lot Width



Scan  
to view  
full facade  
range

Coastal Display Facade



St Kilda



Hamptons Display Facade



Southampton



Modern



Designer



Facade images shown are indicative only, conceptual in nature and subject to change. Facade images are to be used as a guide, may depict non-standard items and may not be house specific. Please obtain house specific drawings from your New Home Consultant to assist you in making your facade choice.

Facade images shown are indicative only, conceptual in nature and subject to change. Facade images are to be used as a guide, may depict non-standard items and may not be house specific. Please obtain house specific drawings from your New Home Consultant to assist you in making your facade choice.



# Grange Series

The Grange Series ticks all of the boxes for a family home. Featuring four bedrooms and multiple living areas plus an outdoor space, the compact yet spacious proportions will surely impress. Available in a wide range of floorplans and facades.



Scan to view series

Grange (Pavilion Facade) – HomeWorld Thornton

On display



Grange – HomeWorld Thornton

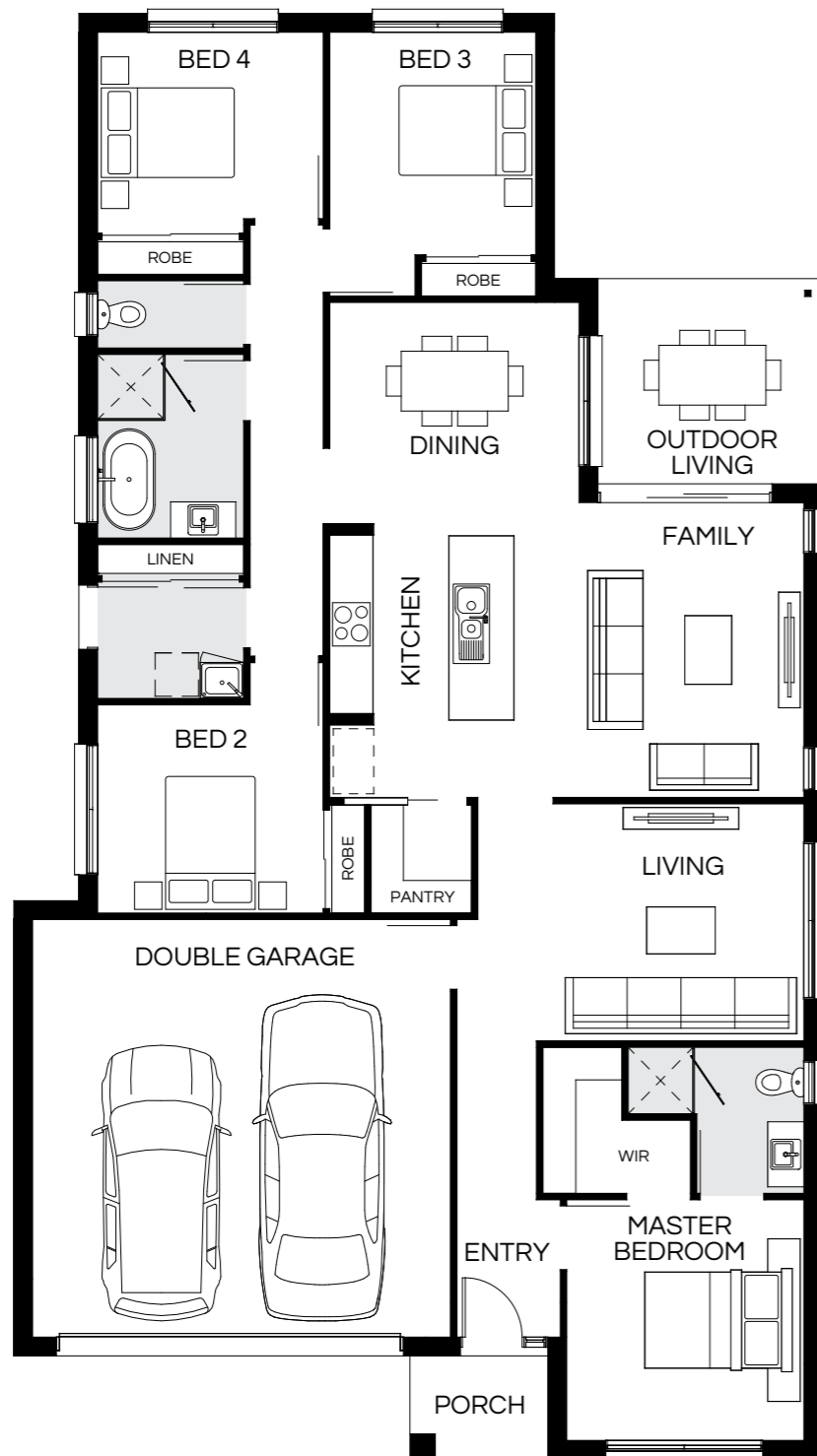


Grange – HomeWorld Thornton



# Grange 191N

4 | 2 | 2 | 2

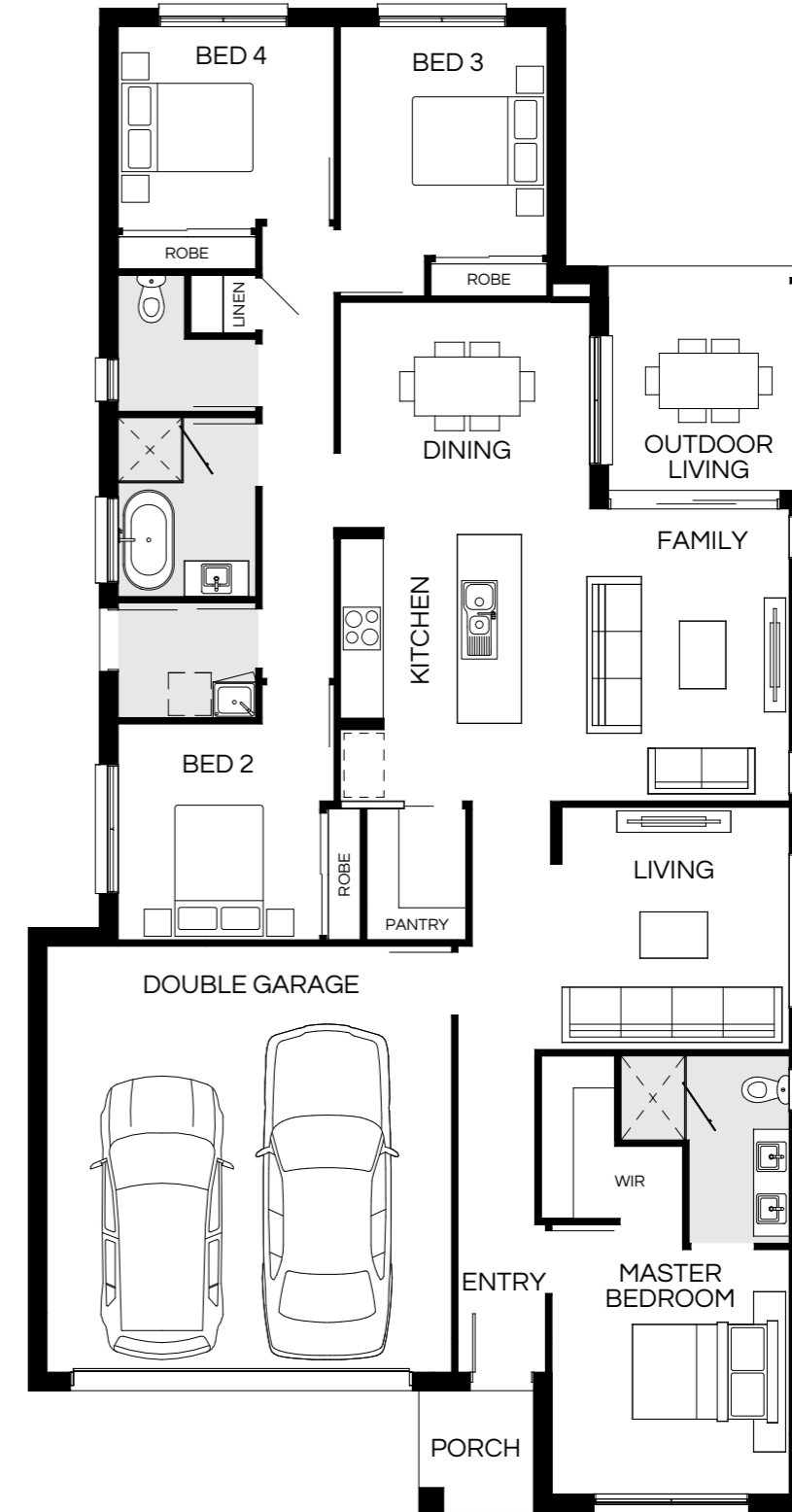


Master Bed	3350 x 3300	Dining	3240 x 3470	Outdoor	2840 x 3110	House Length	20.01m
Bed 2	2900 x 3140	Family	4100 x 4020			House Width	11.19m
Bed 3	3100 x 2870	Living	3300 x 3480			House Area	191.41m <sup>2</sup> (20.60sq)
Bed 4	2800 x 3140					<b>Lot width</b>	<b>12.5m<sup>+</sup></b>

Floorplan and lot width based on Designer facade. Floorplan is indicative only, conceptual in nature and subject to change without notice. Floorplan may depict features and/or other products which are not included in the house design, not included in the house price and/or not available from Coral Homes. All measurements are in millimetres unless otherwise stated. Floorplan measurements are approximate and are not to scale. Lot width is a guide only and may change due to developer covenants and Local Authority guidelines. For more information speak to your Coral Homes New Home Consultant. © Coral Homes Pty Ltd.

# Grange 196N

4 | 2 | 2 | 2



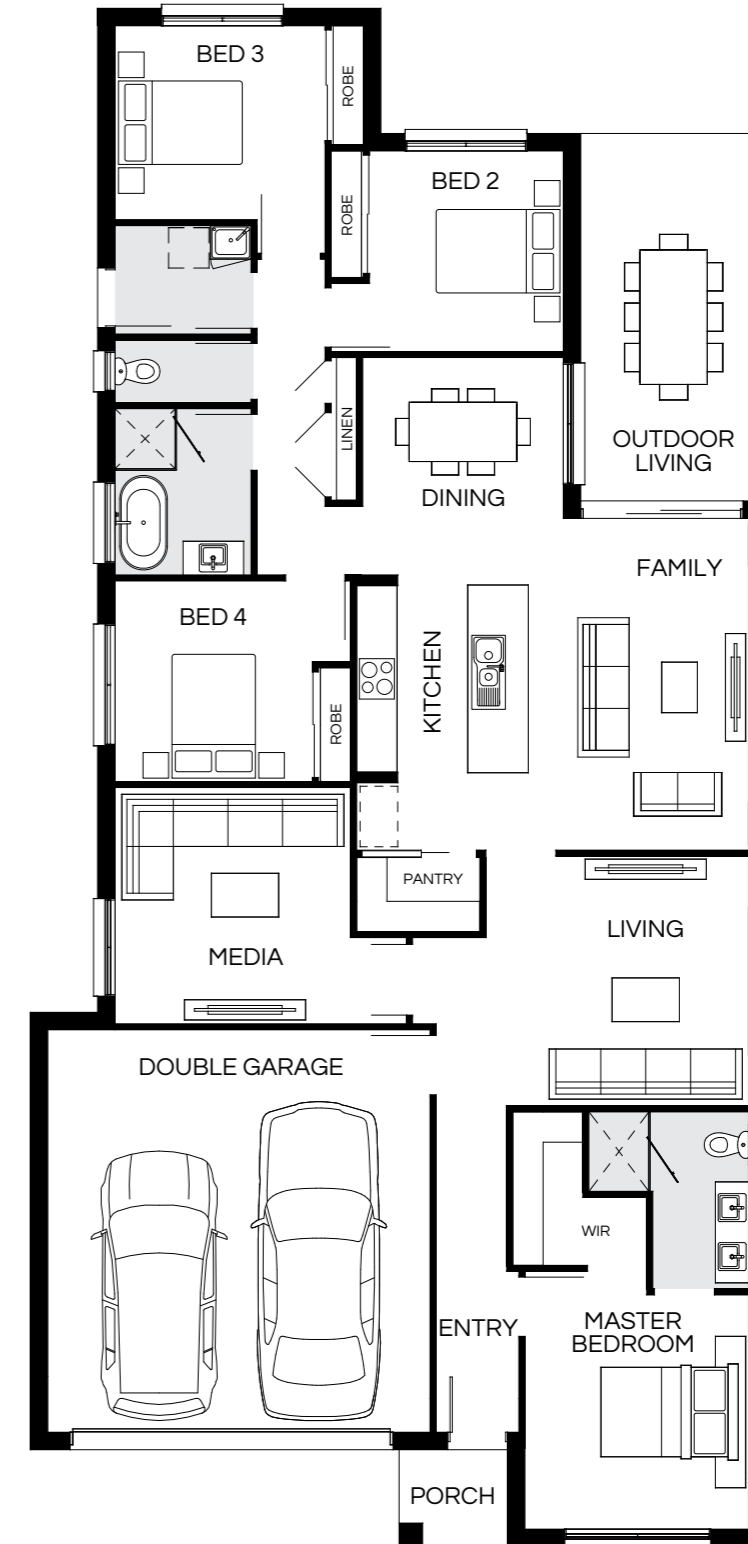
Master Bed	3450 x 3350	Dining	3270 x 3520	Outdoor	3150 x 2800	House Length	21.12m
Bed 2	3050 x 2850	Family	4120 x 3770			House Width	10.94m
Bed 3	3230 x 2920	Living	3420 x 3350			House Area	196.46m <sup>2</sup> (21.15sq)
Bed 4	2850 x 3050					<b>Lot width</b>	<b>12m<sup>+</sup></b>

Floorplan and lot width based on Designer facade. Floorplan is indicative only, conceptual in nature and subject to change without notice. Floorplan may depict features and/or other products which are not included in the house design, not included in the house price and/or not available from Coral Homes. All measurements are in millimetres unless otherwise stated. Floorplan measurements are approximate and are not to scale. Lot width is a guide only and may change due to developer covenants and Local Authority guidelines. For more information speak to your Coral Homes New Home Consultant. © Coral Homes Pty Ltd.



# Grange 216N

4 | 3 | 2 | 2

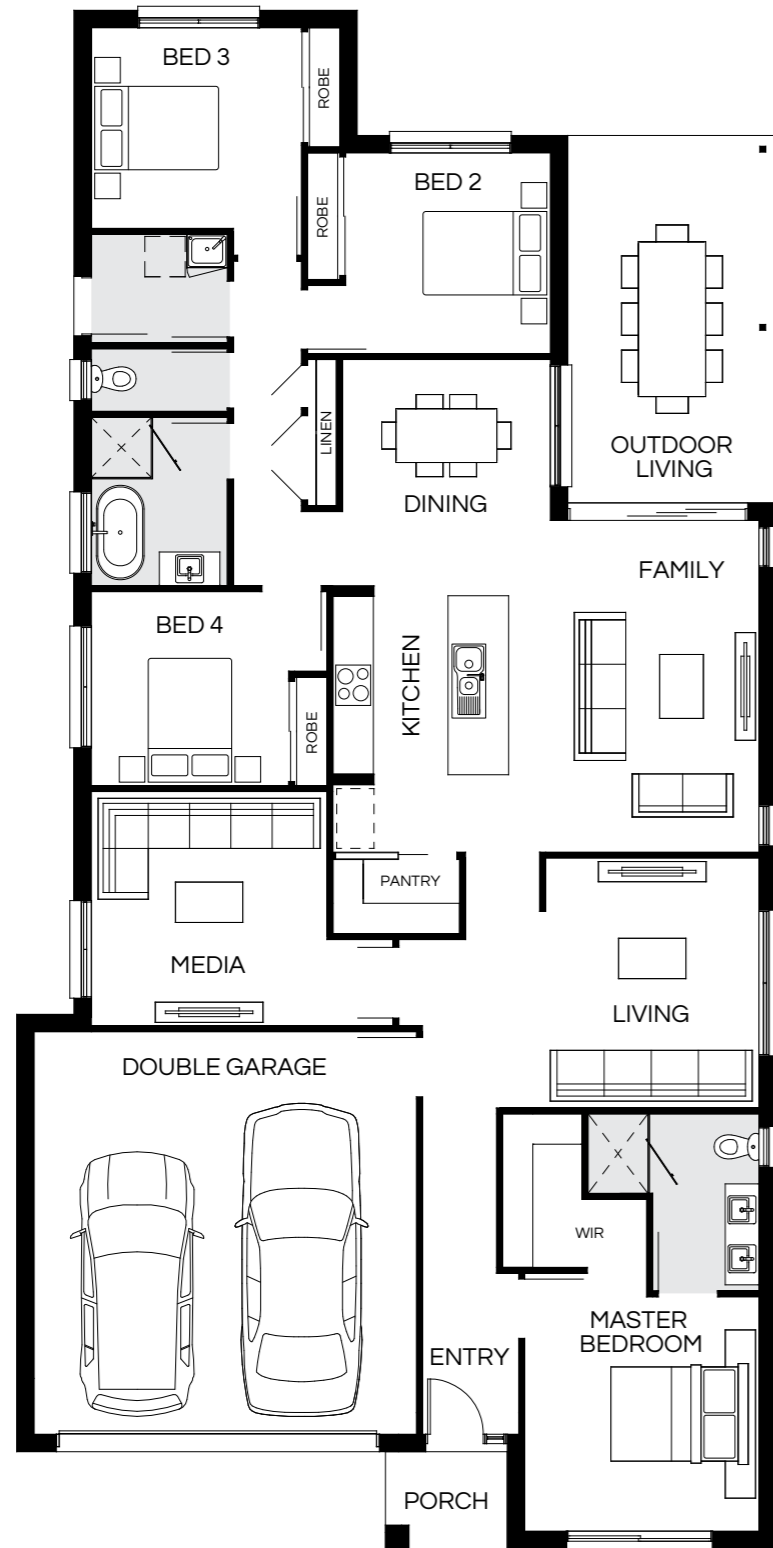


Master Bed	3500 x 3350	Dining	3390 x 3000	Outdoor	5460 x 2760	House Length	22.86m
Bed 2	3000 x 2900	Family	4950 x 3290			House Width	10.94m
Bed 3	2900 x 3140	Living	3730 x 3600			House Area	216.62m <sup>2</sup> (23.32sq)
Bed 4	3000 x 2950	Media	3530 x 3520			<b>Lot width</b>	<b>12m+</b>

Floorplan and lot width based on Designer facade. Floorplan is indicative only, conceptual in nature and subject to change without notice. Floorplan may depict features and/or other products which are not included in the house design, not included in the house price and/or not available from Coral Homes. All measurements are in millimetres unless otherwise stated. Floorplan measurements are approximate and are not to scale. Lot width is a guide only and may change due to developer covenants and Local Authority guidelines. For more information speak to your Coral Homes New Home Consultant. © Coral Homes Pty Ltd.

# Grange 225N

4 | 3 | 2 | 2



Master Bed	3500 x 3500	Dining	3520 x 3110	Outdoor	5460 x 3100	House Length	22.86m
Bed 2	3000 x 3060	Family	4950 x 3730			House Width	11.29m
Bed 3	3000 x 3140	Living	3730 x 3190			House Area	225.94m <sup>2</sup> (24.32sq)
Bed 4	2900 x 2950	Media	3500 x 3520			<b>Lot width</b>	<b>12.5m<sup>+</sup></b>

Floorplan and lot width based on Designer facade. Floorplan is indicative only, conceptual in nature and subject to change without notice. Floorplan may depict features and/or other products which are not included in the house design, not included in the house price and/or not available from Coral Homes. All measurements are in millimetres unless otherwise stated. Floorplan measurements are approximate and are not to scale. Lot width is a guide only and may change due to developer covenants and Local Authority guidelines. For more information speak to your Coral Homes New Home Consultant. © Coral Homes Pty Ltd.

# Grange 231N

4 | 3 | 2 | 2

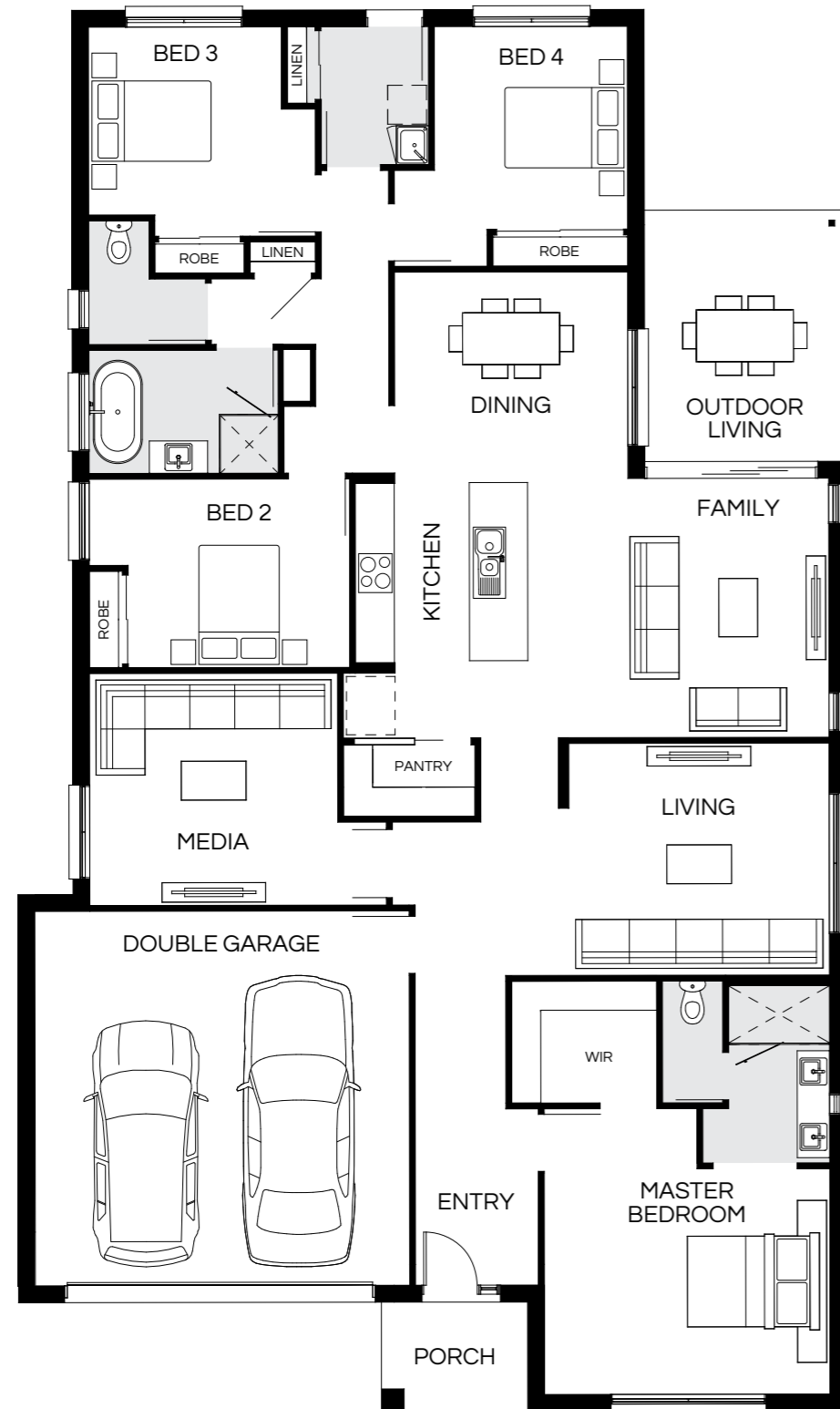


Master Bed	3520 x 4280	Living	3600 x 3690	Outdoor	3190 x 2820	House Length	21.35m
Bed 2	2930 x 3440	Dining	3260 x 3400			House Width	12.34m
Bed 3	2820 x 3000	Family	4020 x 4270			House Area	231.82m <sup>2</sup> (24.95sq)
Bed 4	3150 x 3000	Media	3600 x 3850			<b>Lot width</b>	<b>14m<sup>+</sup></b>

Floorplan and lot width based on Designer facade. Floorplan is indicative only, conceptual in nature and subject to change without notice. Floorplan may depict features and/or other products which are not included in the house design, not included in the house price and/or not available from Coral Homes. All measurements are in millimetres unless otherwise stated. Floorplan measurements are approximate and are not to scale. Lot width is a guide only and may change due to developer covenants and Local Authority guidelines. For more information speak to your Coral Homes New Home Consultant. © Coral Homes Pty Ltd.

# Grange 246N

4 | 3 | 2 | 2

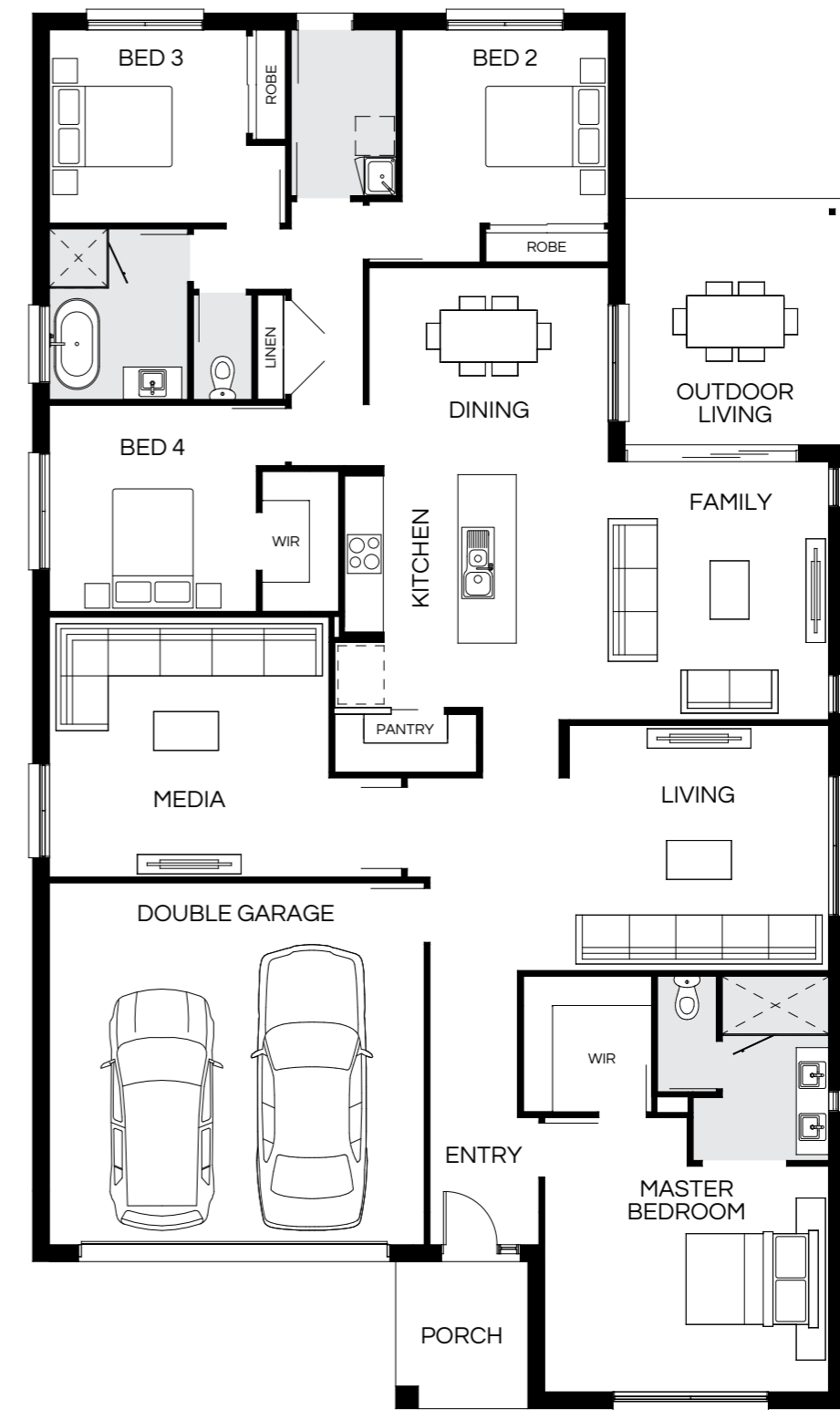


Master Bed	3500 x 4430	Dining	3260 x 3620	Outdoor	3880 x 3100	House Length	21.64m
Bed 2	2930 x 3440	Family	4020 x 4660			House Width	12.79m
Bed 3	2920 x 3000	Living	3600 x 4040			House Area	246.10m <sup>2</sup> (26.49sq)
Bed 4	3150 x 3000	Media	3600 x 3850			<b>Lot width</b>	<b>14m+</b>

Floorplan and lot width based on Designer facade. Floorplan is indicative only, conceptual in nature and subject to change without notice. Floorplan may depict features and/or other products which are not included in the house design, not included in the house price and/or not available from Coral Homes. All measurements are in millimetres unless otherwise stated. Floorplan measurements are approximate and are not to scale. Lot width is a guide only and may change due to developer covenants and Local Authority guidelines. For more information speak to your Coral Homes New Home Consultant. © Coral Homes Pty Ltd.

# Grange 247N

4 | 3 | 2 | 2



Master Bed	3500 x 4400	Dining	3200 x 3710	Outdoor	3800 x 3400	House Length	21.53m
Bed 2	3000 x 3200	Family	4000 x 4830			House Width	12.54m
Bed 3	3000 x 3060	Living	3800 x 4020			House Area	247.55m <sup>2</sup> (26.65sq)
Bed 4	3200 x 3210	Media	4030 x 4330			<b>Lot width</b>	<b>14.5m+</b>

Floorplan and lot width based on Designer facade. Floorplan is indicative only, conceptual in nature and subject to change without notice. Floorplan may depict features and/or other products which are not included in the house design, not included in the house price and/or not available from Coral Homes. All measurements are in millimetres unless otherwise stated. Floorplan measurements are approximate and are not to scale. Lot width is a guide only and may change due to developer covenants and Local Authority guidelines. For more information speak to your Coral Homes New Home Consultant. © Coral Homes Pty Ltd.

# Grange Facades

12m+ Lot Width



Scan  
to view  
full facade  
range

Hamptons



Modern



Mornington



St Kilda



Shoreline



Designer



Facade images shown are indicative only, conceptual in nature and subject to change. Facade images are to be used as a guide, may depict non-standard items and may not be house specific. Please obtain house specific drawings from your New Home Consultant to assist you in making your facade choice.

Facade images shown are indicative only, conceptual in nature and subject to change. Facade images are to be used as a guide, may depict non-standard items and may not be house specific. Please obtain house specific drawings from your New Home Consultant to assist you in making your facade choice.

# Grange Facades

14m+ Lot Width



Scan  
to view  
full facade  
range

Pavilion Display Facade



Newport



East Hamptons



St Kilda



Lodge



Designer



Facade images shown are indicative only, conceptual in nature and subject to change. Facade images are to be used as a guide, may depict non-standard items and may not be house specific. Please obtain house specific drawings from your New Home Consultant to assist you in making your facade choice.

Facade images shown are indicative only, conceptual in nature and subject to change. Facade images are to be used as a guide, may depict non-standard items and may not be house specific. Please obtain house specific drawings from your New Home Consultant to assist you in making your facade choice.

# Lagos Series

These four-bedroom homes are created for families that enjoy both open-plan living and private spaces to retreat. The kids' activity room and bedrooms are located in one section of the home, while the master sits on the opposite side. Enjoy little luxuries such as a walk-in pantry, multiple linen cupboards, a walk-in master robe and double vanity in the ensuite.




Scan to view series

Lagos (Coastal Facade) – Yarrabilba Estate, Yarrabilba

On display



Lagos – Yarrabilba Estate, Yarrabilba



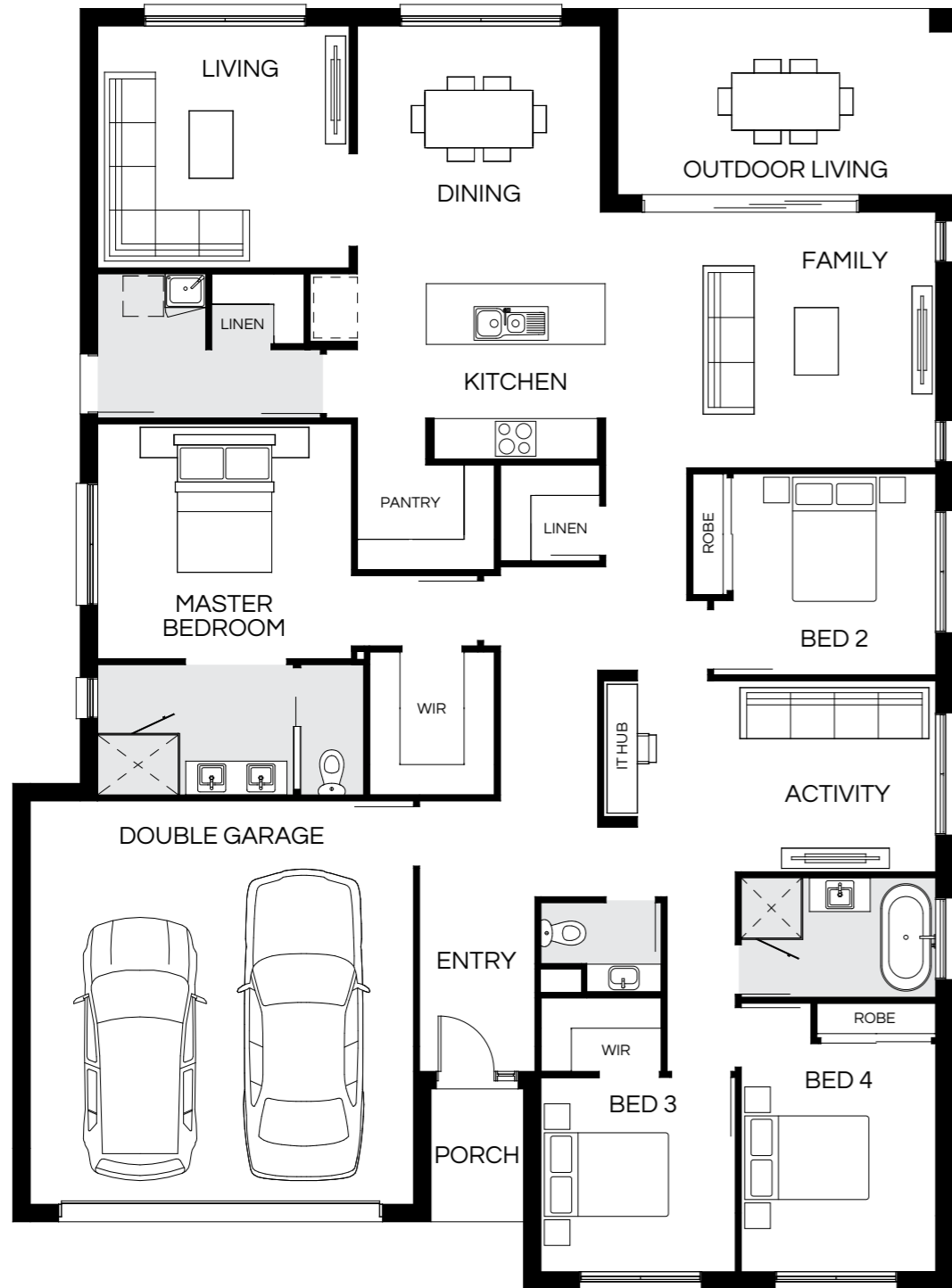
Lagos – Yarrabilba Estate, Yarrabilba





# Lagos 245N

4 3 2.5 2

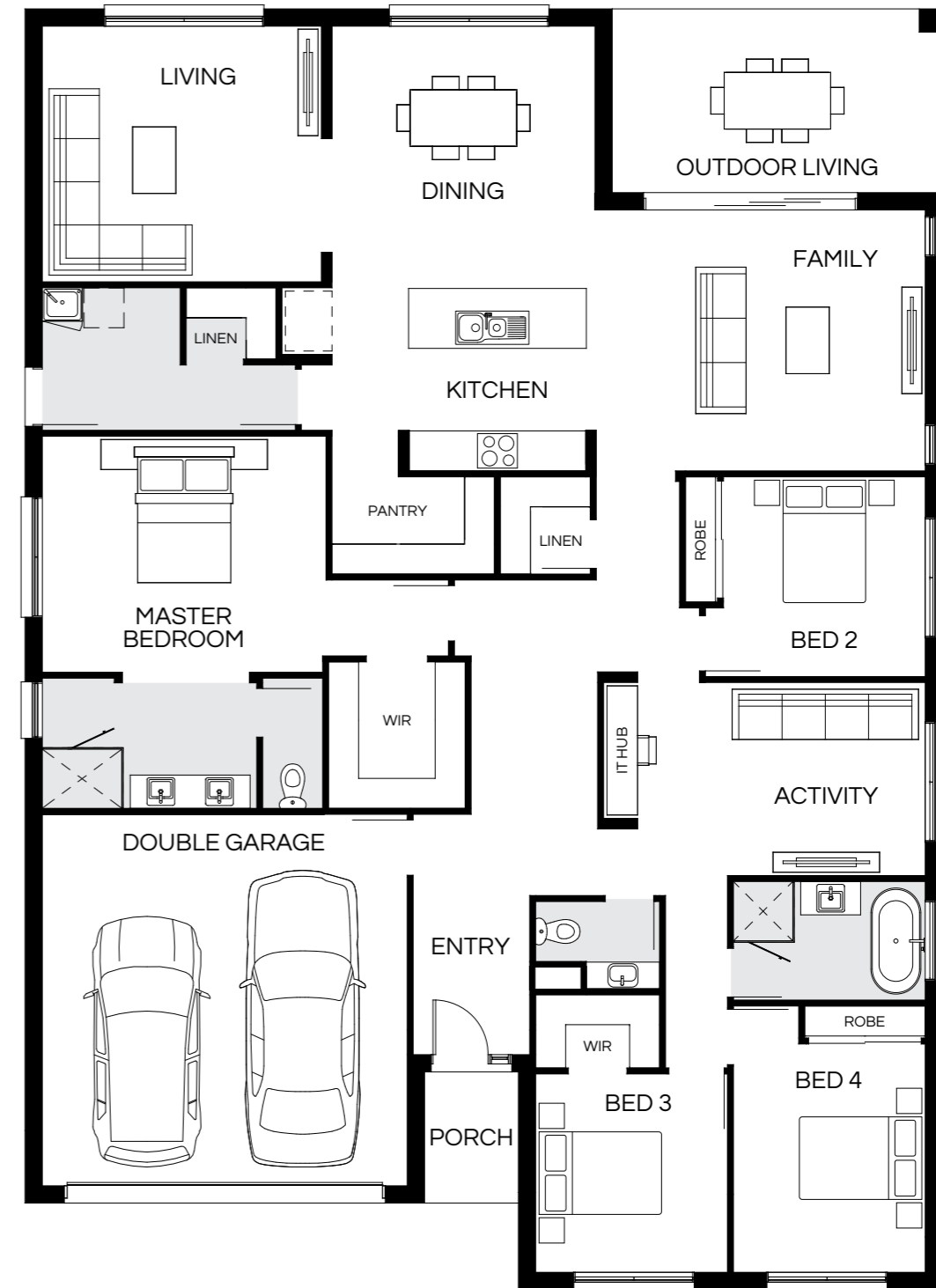


Master Bed	3500 x 3780	Activity	2850 x 4430	Outdoor	2760 x 4970	House Length	18.99m
Bed 2	3000 x 3020	Dining	3830 x 3620			House Width	13.94m
Bed 3	2900 x 2900	Family	3810 x 4910			House Area	245.66m <sup>2</sup> (26.44sq)
Bed 4	3400 x 2900	Living	3605 x 3745			<b>Lot width</b>	<b>15m+</b>

Floorplan and lot width based on Designer facade. Floorplan is indicative only, conceptual in nature and subject to change without notice. Floorplan may depict features and/or other products which are not included in the house design, not included in the house price and/or not available from Coral Homes. All measurements are in millimetres unless otherwise stated. Floorplan measurements are approximate and are not to scale. Lot width is a guide only and may change due to developer covenants and Local Authority guidelines. For more information speak to your Coral Homes New Home Consultant. © Coral Homes Pty Ltd.

# Lagos 255N

4 3 2.5 2

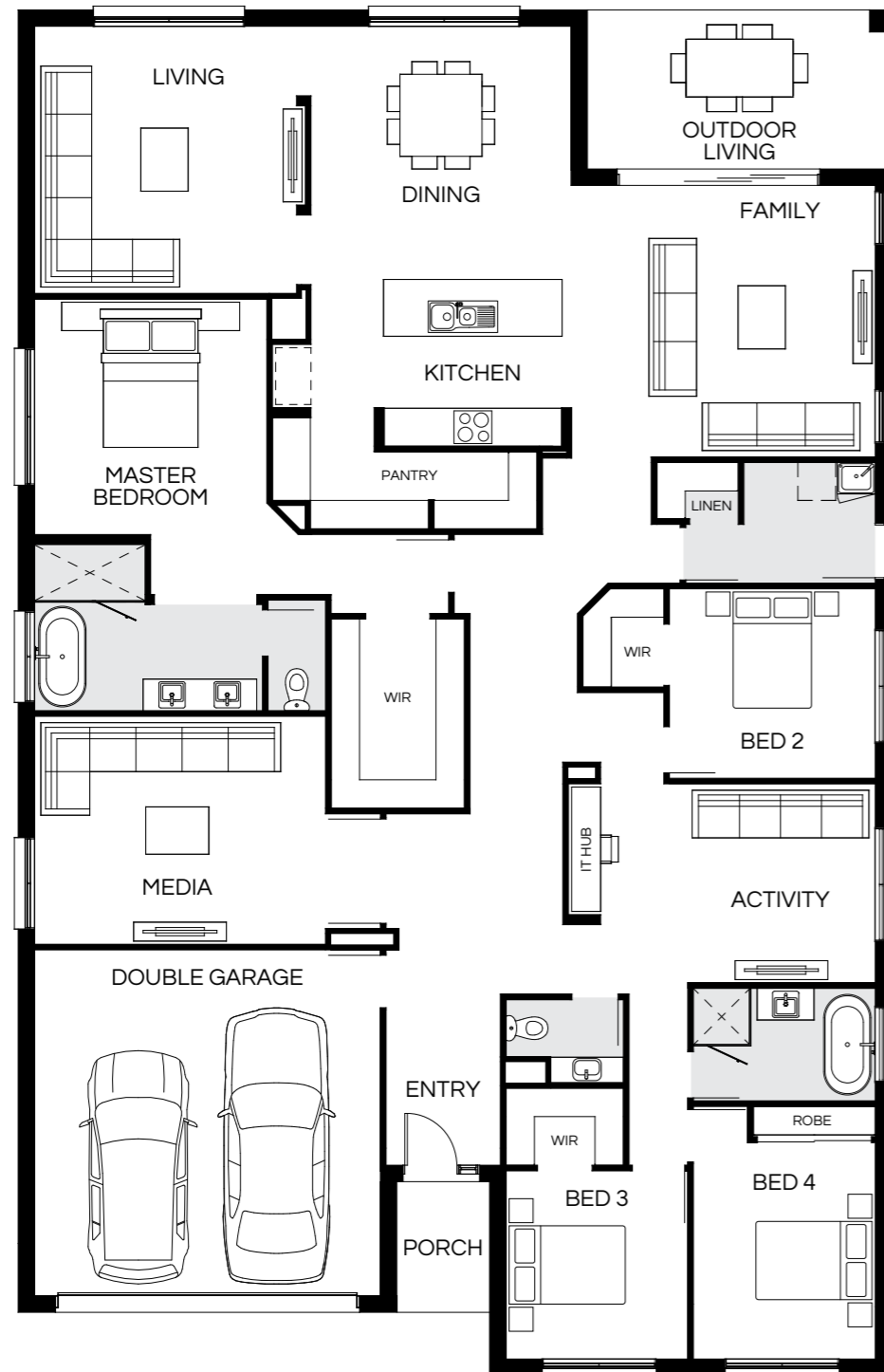


Master Bed	3565 x 4280	Activity	2920 x 4330	Outdoor	2760 x 4960	House Length	19.24m
Bed 2	3020 x 3050	Dining	3950 x 3970			House Width	13.78m
Bed 3	3000 x 2900	Family	3940 x 4960			House Area	255.50m <sup>2</sup> (27.50sq)
Bed 4	3450 x 2900	Living	3860 x 4210			<b>Lot width</b>	<b>16m+</b>

Floorplan and lot width based on Designer facade. Floorplan is indicative only, conceptual in nature and subject to change without notice. Floorplan may depict features and/or other products which are not included in the house design, not included in the house price and/or not available from Coral Homes. All measurements are in millimetres unless otherwise stated. Floorplan measurements are approximate and are not to scale. Lot width is a guide only and may change due to developer covenants and Local Authority guidelines. For more information speak to your Coral Homes New Home Consultant. © Coral Homes Pty Ltd.

# Lagos 291N

4 4 2.5 2



Master Bed	3750 x 3700	Activity	3170 x 4370	Media	3630 x 4630	House Length	21.63m
Bed 2	3020 x 3280	Dining	4020 x 4140	Outdoor	2520 x 4820	House Width	13.84m
Bed 3	3000 x 2900	Family	4320 x 4830			House Area	291.89m <sup>2</sup> (31.42sq)
Bed 4	3450 x 2900	Living	4250 x 4170			<b>Lot width</b>	<b>16m+</b>

Floorplan and lot width based on Designer facade. Floorplan is indicative only, conceptual in nature and subject to change without notice. Floorplan may depict features and/or other products which are not included in the house design, not included in the house price and/or not available from Coral Homes. All measurements are in millimetres unless otherwise stated. Floorplan measurements are approximate and are not to scale. Lot width is a guide only and may change due to developer covenants and Local Authority guidelines. For more information speak to your Coral Homes New Home Consultant. © Coral Homes Pty Ltd.

# Lagos 313N

4 4 2.5 2



Master Bed	3910 x 3700	Activity	3200 x 4510	Media	3850 x 4630	House Length	22.84m
Bed 2	3220 x 3280	Dining	4290 x 4050	Outdoor	2760 x 4870	House Width	14.74m
Bed 3	3150 x 3000	Family	4800 x 4955			House Area	313.16m <sup>2</sup> (33.71sq)
Bed 4	3650 x 3000	Living	4520 x 4170			<b>Lot width</b>	<b>16m+</b>

Floorplan and lot width based on Designer facade. Floorplan is indicative only, conceptual in nature and subject to change without notice. Floorplan may depict features and/or other products which are not included in the house design, not included in the house price and/or not available from Coral Homes. All measurements are in millimetres unless otherwise stated. Floorplan measurements are approximate and are not to scale. Lot width is a guide only and may change due to developer covenants and Local Authority guidelines. For more information speak to your Coral Homes New Home Consultant. © Coral Homes Pty Ltd.

# Lagos Facades

15m+ Lot Width



Scan  
to view  
full facade  
range

Coastal Display Facade



Shoreline



Hamptons



St Kilda



Modern



Designer



Facade images shown are indicative only, conceptual in nature and subject to change. Facade images are to be used as a guide, may depict non-standard items and may not be house specific. Please obtain house specific drawings from your New Home Consultant to assist you in making your facade choice.

Facade images shown are indicative only, conceptual in nature and subject to change. Facade images are to be used as a guide, may depict non-standard items and may not be house specific. Please obtain house specific drawings from your New Home Consultant to assist you in making your facade choice.

# Lisbon Series

A crowd favourite, this single storey home is cleverly designed to fit four living spaces, four bedrooms and two bathrooms. The open-plan kitchen is adjacent to the dining and family spaces, as well as the outdoor alfresco space. The kitchen of a Lisbon Series home features an island and walk-in pantry, making family entertaining easy.



Scan to view series

Lisbon (Modern Facade) – HomeWorld Thornton

On display



Lisbon – HomeWorld Thornton



Lisbon – HomeWorld Thornton



# Lisbon 225N

4 | 2 | 2 | 2

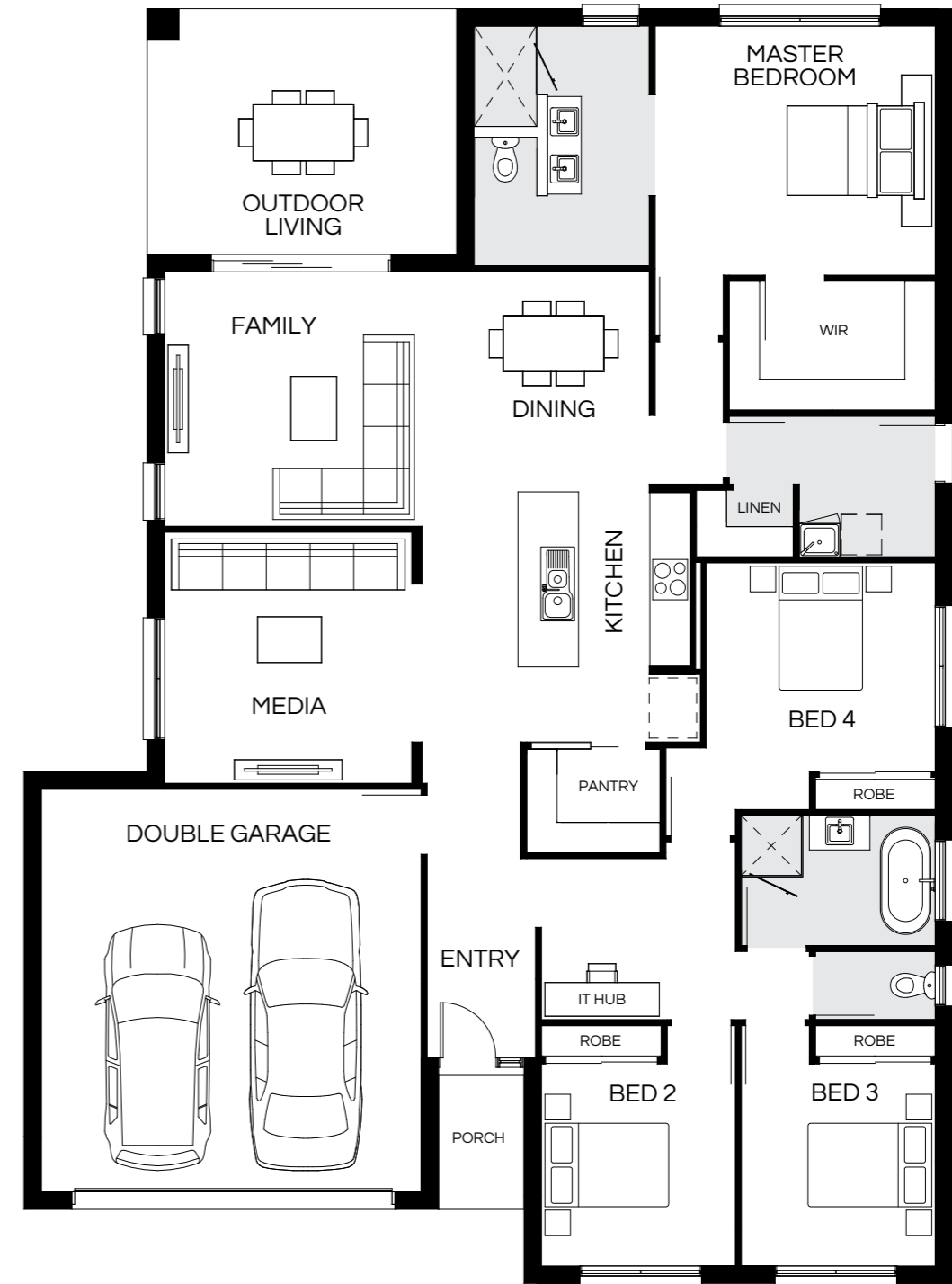


Master Bed	3560 x 4020	Dining	3305 x 3590	Outdoor	3550 x 5640	House Length	19.70m
Bed 2	3000 x 3510	Family	4020 x 3660			House Width	12.84m
Bed 3	3000 x 3190	Media	3770 x 3500			House Area	225.23m <sup>2</sup> (24.24sq)
Bed 4	3000 x 2900					<b>Lot width</b>	<b>14m+</b>

Floorplan and lot width based on Designer facade. Floorplan is indicative only, conceptual in nature and subject to change without notice. Floorplan may depict features and/or other products which are not included in the house design, not included in the house price and/or not available from Coral Homes. All measurements are in millimetres unless otherwise stated. Floorplan measurements are approximate and are not to scale. Lot width is a guide only and may change due to developer covenants and Local Authority guidelines. For more information speak to your Coral Homes New Home Consultant. © Coral Homes Pty Ltd.

# Lisbon 232N

4 | 2 | 2 | 2



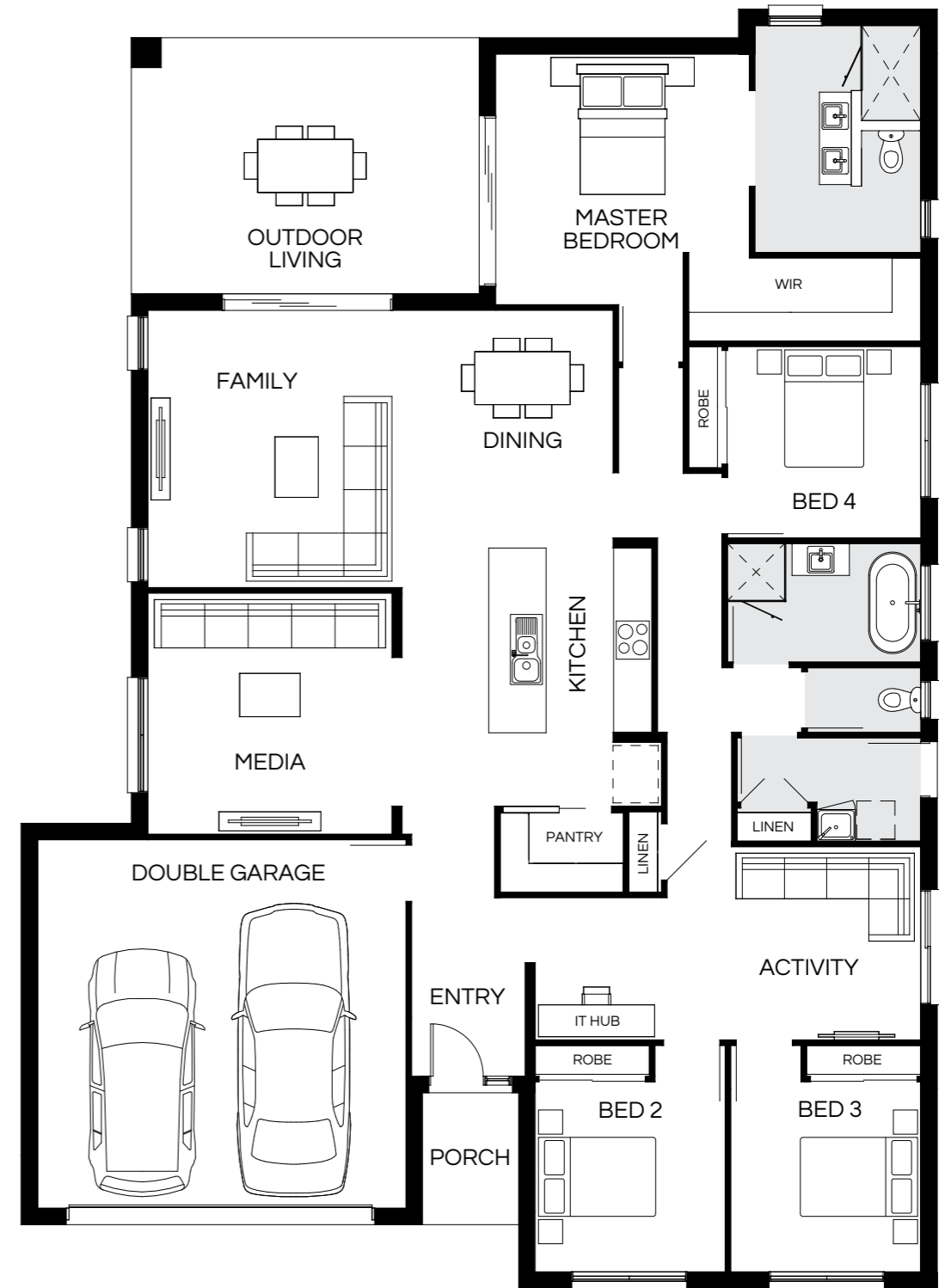
Master Bed	3720 x 4180	Dining	3280 x 3000	Outdoor	3650 x 4600	House Length	18.94m
Bed 2	3020 x 2900	Family	3800 x 4220			House Width	13.80m
Bed 3	3020 x 2900	IT Hub	2410 x 2900			House Area	232.45m <sup>2</sup> (25.02sq)
Bed 4	3115 x 3420	Media	3750 x 3690			<b>Lot width</b>	<b>16m+</b>

Floorplan and lot width based on Designer facade. Floorplan is indicative only, conceptual in nature and subject to change without notice. Floorplan may depict features and/or other products which are not included in the house design, not included in the house price and/or not available from Coral Homes. All measurements are in millimetres unless otherwise stated. Floorplan measurements are approximate and are not to scale. Lot width is a guide only and may change due to developer covenants and Local Authority guidelines. For more information speak to your Coral Homes New Home Consultant. © Coral Homes Pty Ltd.



# Lisbon 254N

4 | 3 | 2 | 2

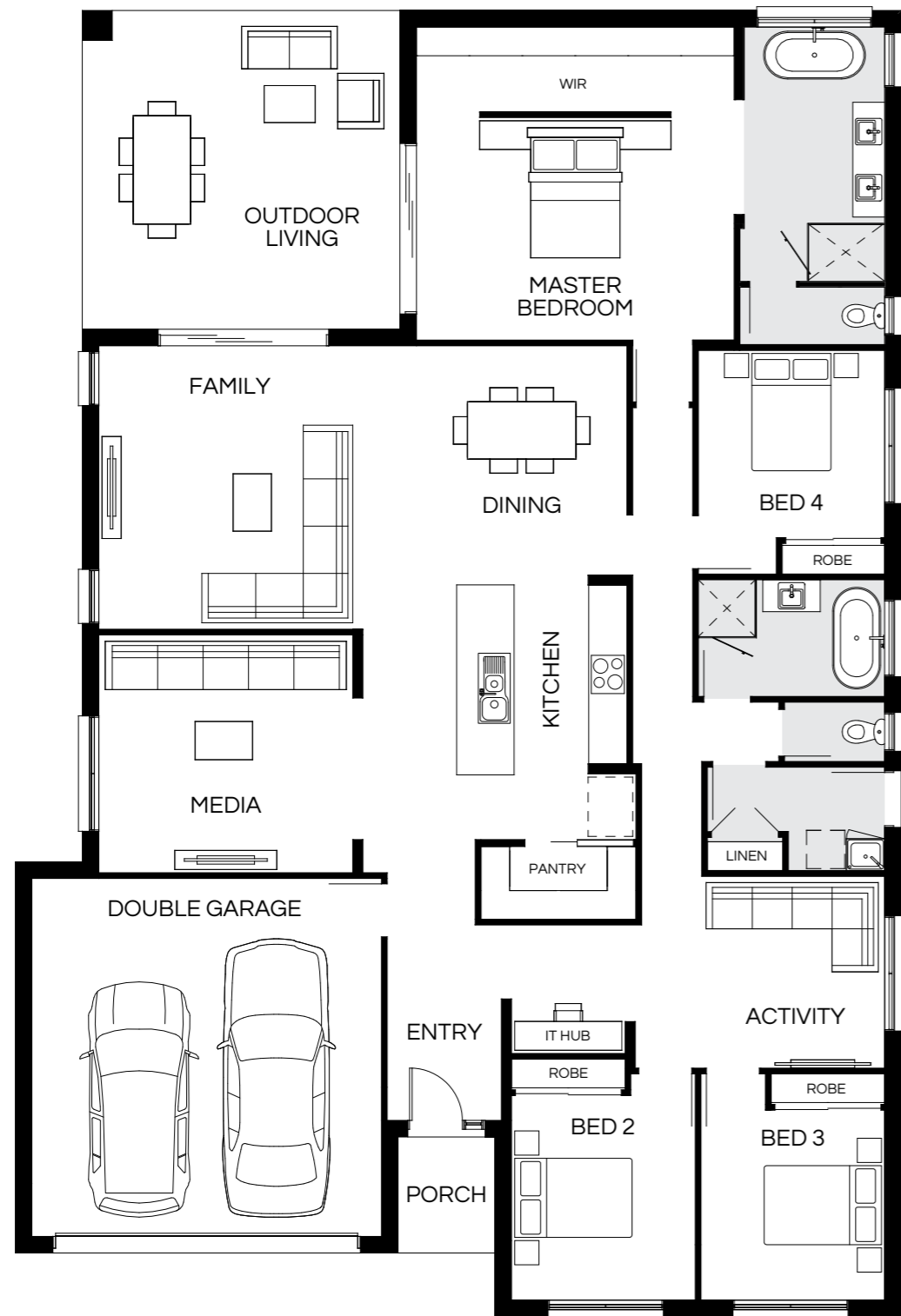


Master Bed	3950 x 4000	Activity	3050 x 4000	Media	3800 x 3850	House Length	20.08m
Bed 2	3000 x 3000	Dining	3740 x 3000	Outdoor	4020 x 5460	House Width	14.38m
Bed 3	3000 x 3000	Family	4370 x 4320			House Area	254.55m <sup>2</sup> (27.40sq)
Bed 4	3020 x 3050	IT Hub	2250 x 2070			<b>Lot width</b>	<b>16.5m<sup>+</sup></b>

Floorplan and lot width based on Designer facade. Floorplan is indicative only, conceptual in nature and subject to change without notice. Floorplan may depict features and/or other products which are not included in the house design, not included in the house price and/or not available from Coral Homes. All measurements are in millimetres unless otherwise stated. Floorplan measurements are approximate and are not to scale. Lot width is a guide only and may change due to developer covenants and Local Authority guidelines. For more information speak to your Coral Homes New Home Consultant. © Coral Homes Pty Ltd.

# Lisbon 263N

4 | 3 | 2 | 2

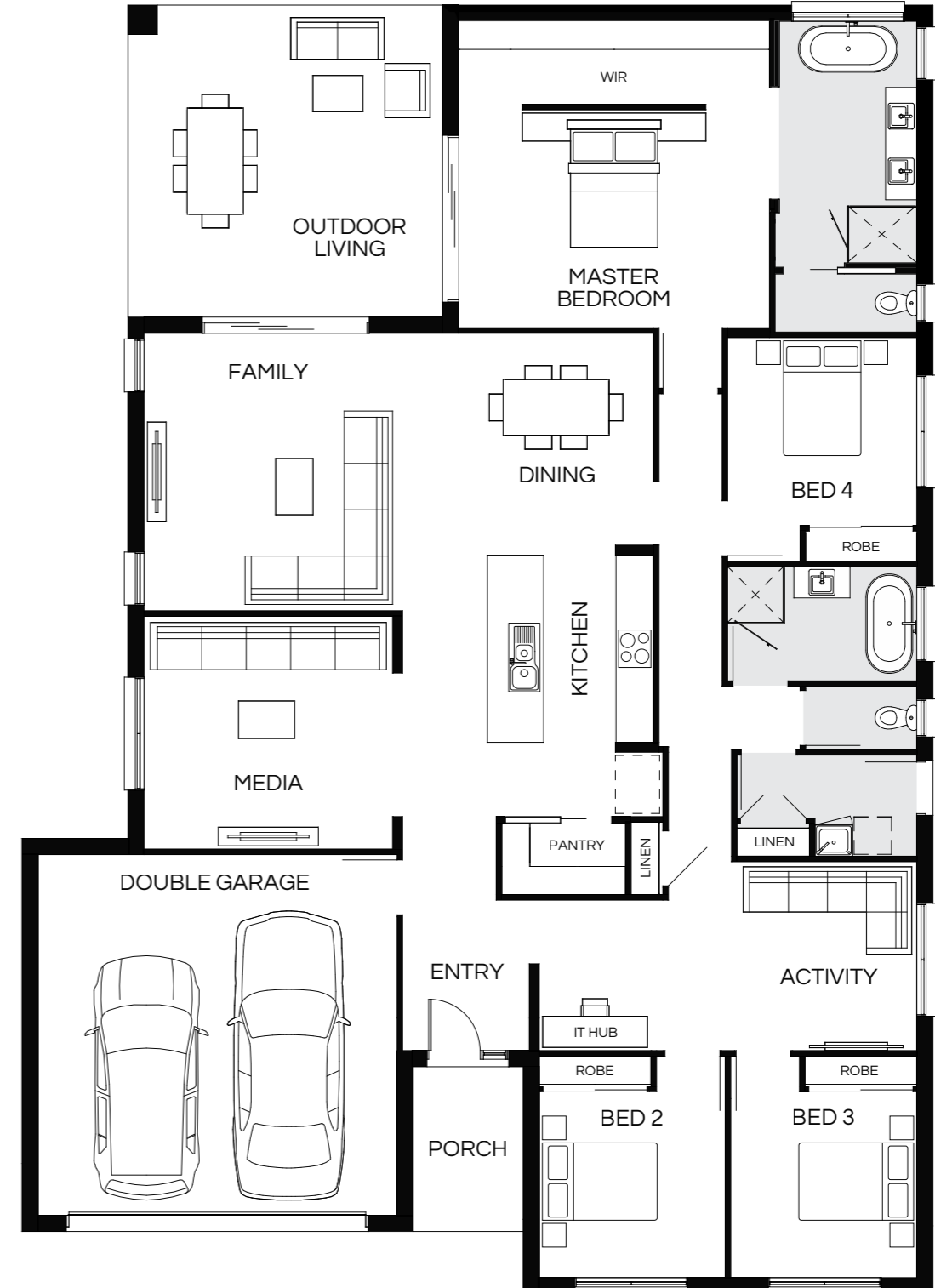


Master Bed	3510 x 5000	Activity	3030 x 3830	Outdoor	5000 x 4980	House Length	20.49m
Bed 2	3230 x 2900	Dining	3760 x 3450			House Width	13.89m
Bed 3	3000 x 2900	Family	4465 x 4850			House Area	263.07m <sup>2</sup> (28.32sq)
Bed 4	2960 x 2940	Media	3750 x 4000			<b>Lot width</b>	<b>15m+</b>

Floorplan and lot width based on Designer facade. Floorplan is indicative only, conceptual in nature and subject to change without notice. Floorplan may depict features and/or other products which are not included in the house design, not included in the house price and/or not available from Coral Homes. All measurements are in millimetres unless otherwise stated. Floorplan measurements are approximate and are not to scale. Lot width is a guide only and may change due to developer covenants and Local Authority guidelines. For more information speak to your Coral Homes New Home Consultant. © Coral Homes Pty Ltd.

# Lisbon 270N

4 | 3 | 2 | 2

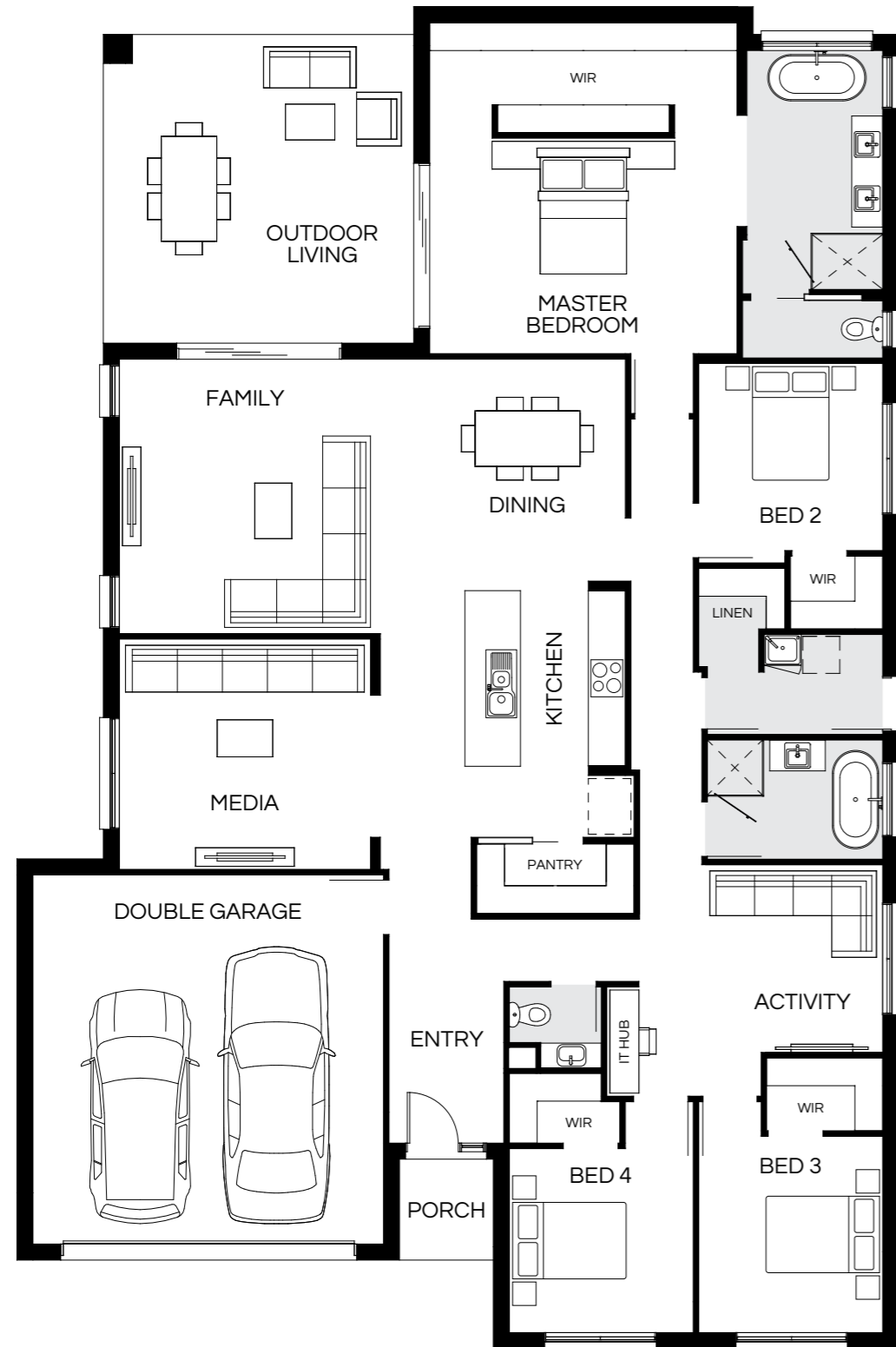


Master Bed	3510 x 5000	Activity	3045 x 4000	Media	3750 x 4000	House Length	20.655m
Bed 2	3000 x 3000	Dining	3565 x 3350	Outdoor	5000 x 5040	House Width	14.60m
Bed 3	3000 x 3000	Family	4465 x 4830			House Area	270.84m <sup>2</sup> (29.15sq)
Bed 4	3030 x 3050	IT Hub	2430 x 2070			<b>Lot width</b>	<b>16.5m+</b>

Floorplan and lot width based on Designer facade. Floorplan is indicative only, conceptual in nature and subject to change without notice. Floorplan may depict features and/or other products which are not included in the house design, not included in the house price and/or not available from Coral Homes. All measurements are in millimetres unless otherwise stated. Floorplan measurements are approximate and are not to scale. Lot width is a guide only and may change due to developer covenants and Local Authority guidelines. For more information speak to your Coral Homes New Home Consultant. © Coral Homes Pty Ltd.

# Lisbon 276N

4 | 3 | 2.5 | 2



Master Bed	3510 x 5000	Activity	3060 x 3960	Outdoor	5000 x 5030	House Length	21.74m
Bed 2	3050 x 3000	Dining	3760 x 3280			House Width	14.29m
Bed 3	3200 x 3000	Family	4465 x 4940			House Area	276.94m <sup>2</sup> (29.81sq)
Bed 4	3000 x 3000	Media	3750 x 4090			<b>Lot width</b>	<b>15.5m<sup>+</sup></b>

Floorplan and lot width based on Designer facade. Floorplan is indicative only, conceptual in nature and subject to change without notice. Floorplan may depict features and/or other products which are not included in the house design, not included in the house price and/or not available from Coral Homes. All measurements are in millimetres unless otherwise stated. Floorplan measurements are approximate and are not to scale. Lot width is a guide only and may change due to developer covenants and Local Authority guidelines. For more information speak to your Coral Homes New Home Consultant. © Coral Homes Pty Ltd.

# Lisbon 293N

4 | 3 | 2.5 | 2



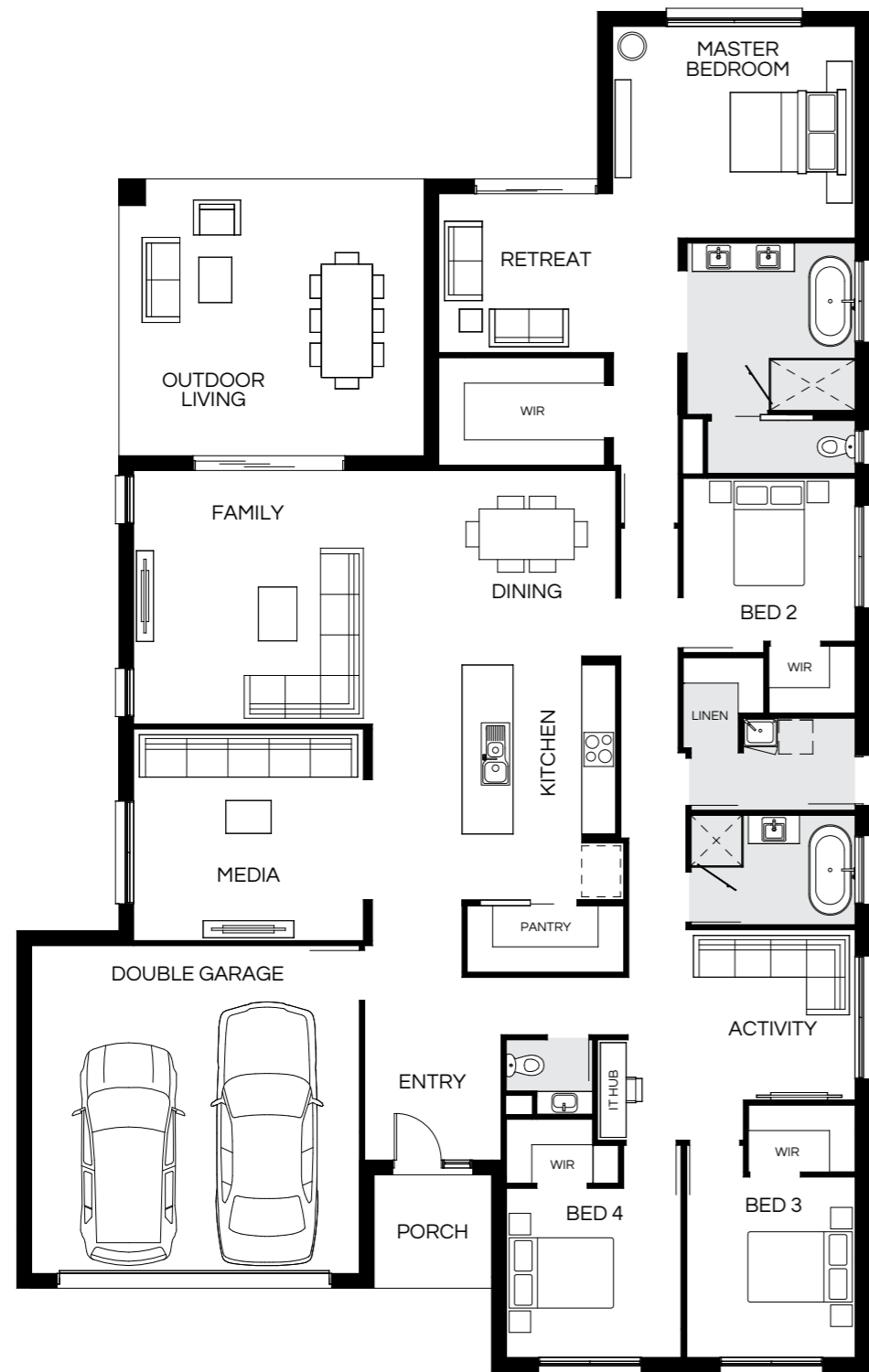
Master Bed	3660 x 5000	Activity	3040 x 4030	Outdoor	5000 x 5780	House Length	21.74m
Bed 2	3000 x 3200	Dining	3760 x 4550			House Width	15.34m
Bed 3	3200 x 3000	Family	4665 x 4350			House Area	293.72m <sup>2</sup> (31.62sq)
Bed 4	3000 x 3000	Media	3750 x 4210			<b>Lot width</b>	<b>17.5m<sup>+</sup></b>

Floorplan and lot width based on Designer facade. Floorplan is indicative only, conceptual in nature and subject to change without notice. Floorplan may depict features and/or other products which are not included in the house design, not included in the house price and/or not available from Coral Homes. All measurements are in millimetres unless otherwise stated. Floorplan measurements are approximate and are not to scale. Lot width is a guide only and may change due to developer covenants and Local Authority guidelines. For more information speak to your Coral Homes New Home Consultant. © Coral Homes Pty Ltd.



# Lisbon 294N

4 | 4 | 2.5 | 2

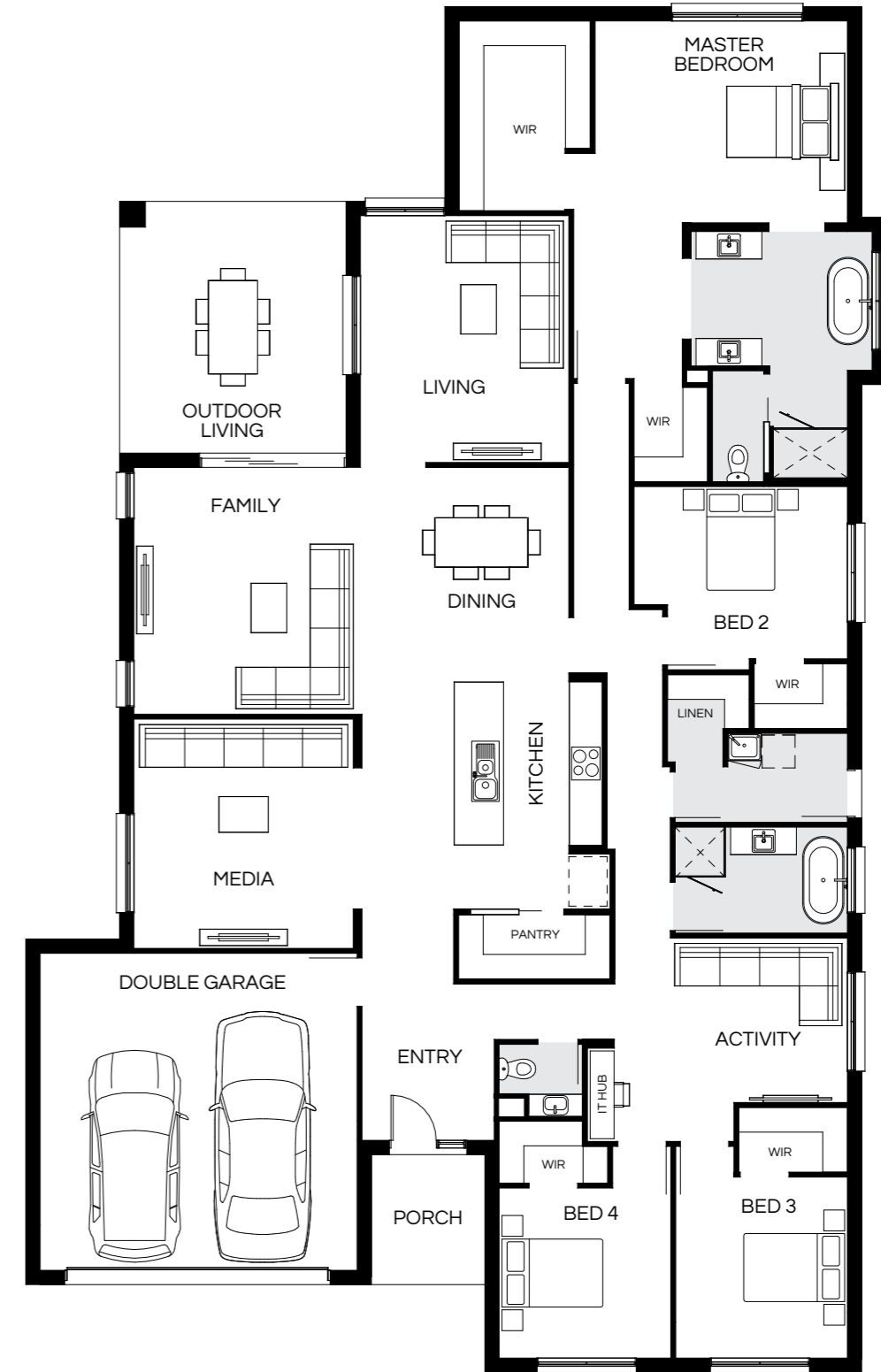


Master Bed	3750 x 4300	Activity	3020 x 4010	Retreat	2820 x 4240	House Length	23.99m
Bed 2	2890 x 3050	Dining	3440 x 3650	Outdoor	4880 x 5380	House Width	15.04m
Bed 3	3200 x 3000	Family	4490 x 4870			House Area	294.34m <sup>2</sup> (31.68sq)
Bed 4	3000 x 3100	Media	3750 x 4070			<b>Lot width</b>	<b>17m+</b>

Floorplan and lot width based on Designer facade. Floorplan is indicative only, conceptual in nature and subject to change without notice. Floorplan may depict features and/or other products which are not included in the house design, not included in the house price and/or not available from Coral Homes. All measurements are in millimetres unless otherwise stated. Floorplan measurements are approximate and are not to scale. Lot width is a guide only and may change due to developer covenants and Local Authority guidelines. For more information speak to your Coral Homes New Home Consultant. © Coral Homes Pty Ltd.

# Lisbon 317N

4 | 4 | 2.5 | 2



Master Bed	3700 x 4620	Activity	3020 x 4260	Media	4200 x 4020	House Length	24.90m
Bed 2	3160 x 3300	Dining	3925 x 3790	Outdoor	4590 x 4130	House Width	15.69m
Bed 3	3320 x 3150	Family	4520 x 4160			House Area	317.33m <sup>2</sup> (34.16sq)
Bed 4	3120 x 3150	Living	4520 x 3820			<b>Lot width</b>	<b>18m+</b>

Floorplan and lot width based on Designer facade. Floorplan is indicative only, conceptual in nature and subject to change without notice. Floorplan may depict features and/or other products which are not included in the house design, not included in the house price and/or not available from Coral Homes. All measurements are in millimetres unless otherwise stated. Floorplan measurements are approximate and are not to scale. Lot width is a guide only and may change due to developer covenants and Local Authority guidelines. For more information speak to your Coral Homes New Home Consultant. © Coral Homes Pty Ltd.

# Lisbon Facades

14m+ Lot Width



Scan  
to view  
full facade  
range

East Hamptons



Lodge



Elliot Portico



Designer



Hamptons



Facade images shown are indicative only, conceptual in nature and subject to change. Facade images are to be used as a guide, may depict non-standard items and may not be house specific. Please obtain house specific drawings from your New Home Consultant to assist you in making your facade choice.

Facade images shown are indicative only, conceptual in nature and subject to change. Facade images are to be used as a guide, may depict non-standard items and may not be house specific. Please obtain house specific drawings from your New Home Consultant to assist you in making your facade choice.

# Lisbon Facades

15m-18m+ Lot Width



Scan  
to view  
full facade  
range

East Hamptons Display Facade



Modern Display Facade



Elliot Portico



Mornington



Hamptons Display Facade



Designer



Facade images shown are indicative only, conceptual in nature and subject to change. Facade images are to be used as a guide, may depict non-standard items and may not be house specific. Please obtain house specific drawings from your New Home Consultant to assist you in making your facade choice.

Facade images shown are indicative only, conceptual in nature and subject to change. Facade images are to be used as a guide, may depict non-standard items and may not be house specific. Please obtain house specific drawings from your New Home Consultant to assist you in making your facade choice.

# Madrid Series

Featuring a modern kitchen and an oversized walk-in pantry, the Madrid Series is the perfect single storey family home. This spacious design has four bedrooms including a generous master suite, multiple living spaces and double garage. Designed for lot widths of 12m or more.



Scan to view series

Madrid (Pavilion Facade) – HomeWorld Warnervale

On display



Madrid – HomeWorld Warnervale

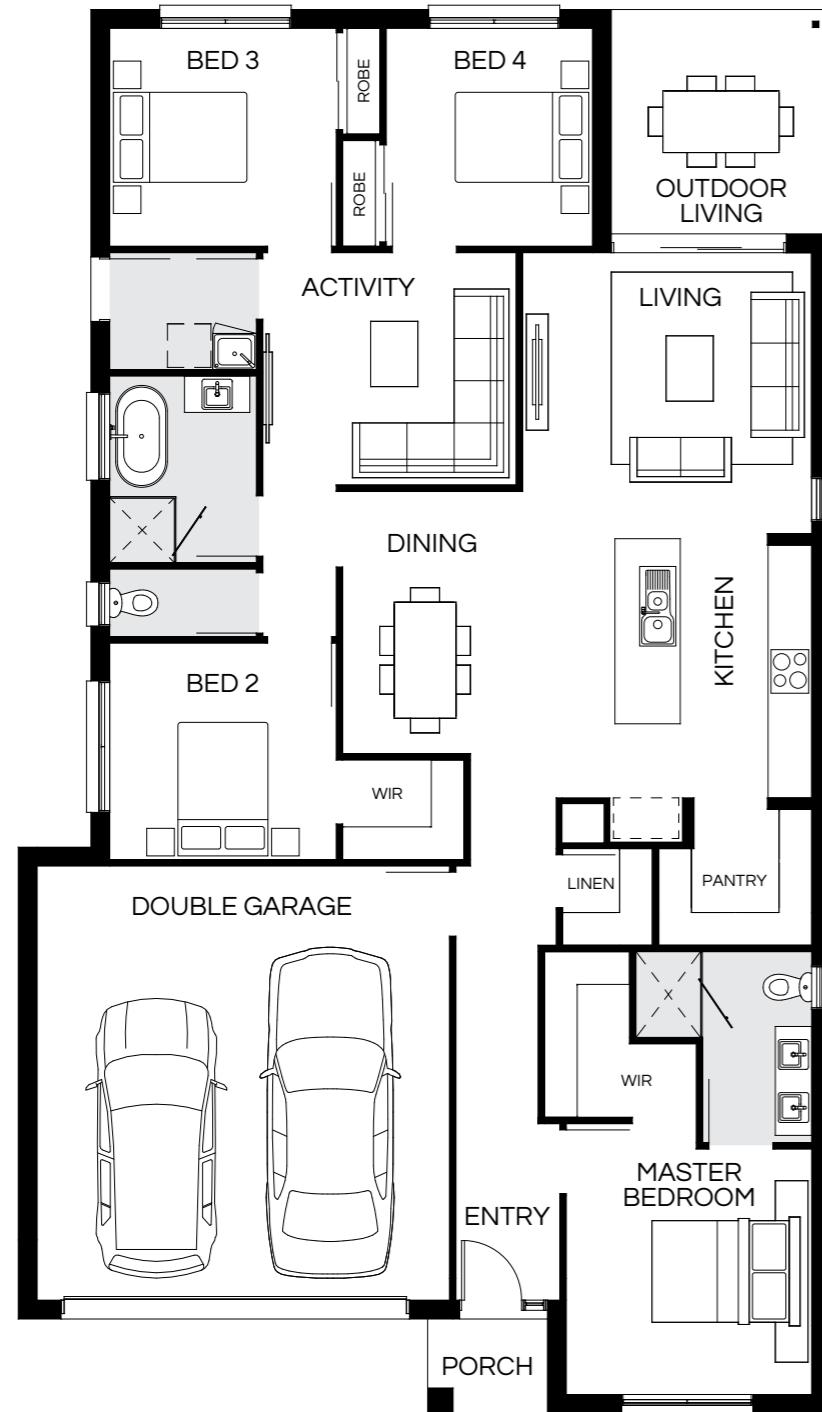


Madrid – HomeWorld Warnervale



# Madrid 197N

4 | 2 | 2 | 2



Master Bed	3400 x 3400	Activity	3220 x 3510	Outdoor	3090 x 3020	House Length	19.34m
Bed 2	3000 x 3140	Dining	3630 x 3760			House Width	11.19m
Bed 3	3020 x 3140	Living	3890 x 4000			House Area	197.55m <sup>2</sup> (21.26sq)
Bed 4	3020 x 2860					<b>Lot width</b>	<b>12.5m<sup>+</sup></b>

Floorplan and lot width based on Designer facade. Floorplan is indicative only, conceptual in nature and subject to change without notice. Floorplan may depict features and/or other products which are not included in the house design, not included in the house price and/or not available from Coral Homes. All measurements are in millimetres unless otherwise stated. Floorplan measurements are approximate and are not to scale. Lot width is a guide only and may change due to developer covenants and Local Authority guidelines. For more information speak to your Coral Homes New Home Consultant. © Coral Homes Pty Ltd.

# Madrid 207N

4 | 2 | 2 | 2



Master Bed	3650 x 3350	Activity	3310 x 3950	Outdoor	2970 x 2960	House Length	20.64m
Bed 2	3000 x 3280	Dining	2900 x 4420			House Width	10.94m
Bed 3	2900 x 2905	Living	3750 x 4420			House Area	207.02m <sup>2</sup> (22.28sq)
Bed 4	2900 x 2905					<b>Lot width</b>	<b>12m<sup>+</sup></b>

Floorplan and lot width based on Designer facade. Floorplan is indicative only, conceptual in nature and subject to change without notice. Floorplan may depict features and/or other products which are not included in the house design, not included in the house price and/or not available from Coral Homes. All measurements are in millimetres unless otherwise stated. Floorplan measurements are approximate and are not to scale. Lot width is a guide only and may change due to developer covenants and Local Authority guidelines. For more information speak to your Coral Homes New Home Consultant. © Coral Homes Pty Ltd.

# Madrid 209N

4 | 2 | 2 | 2

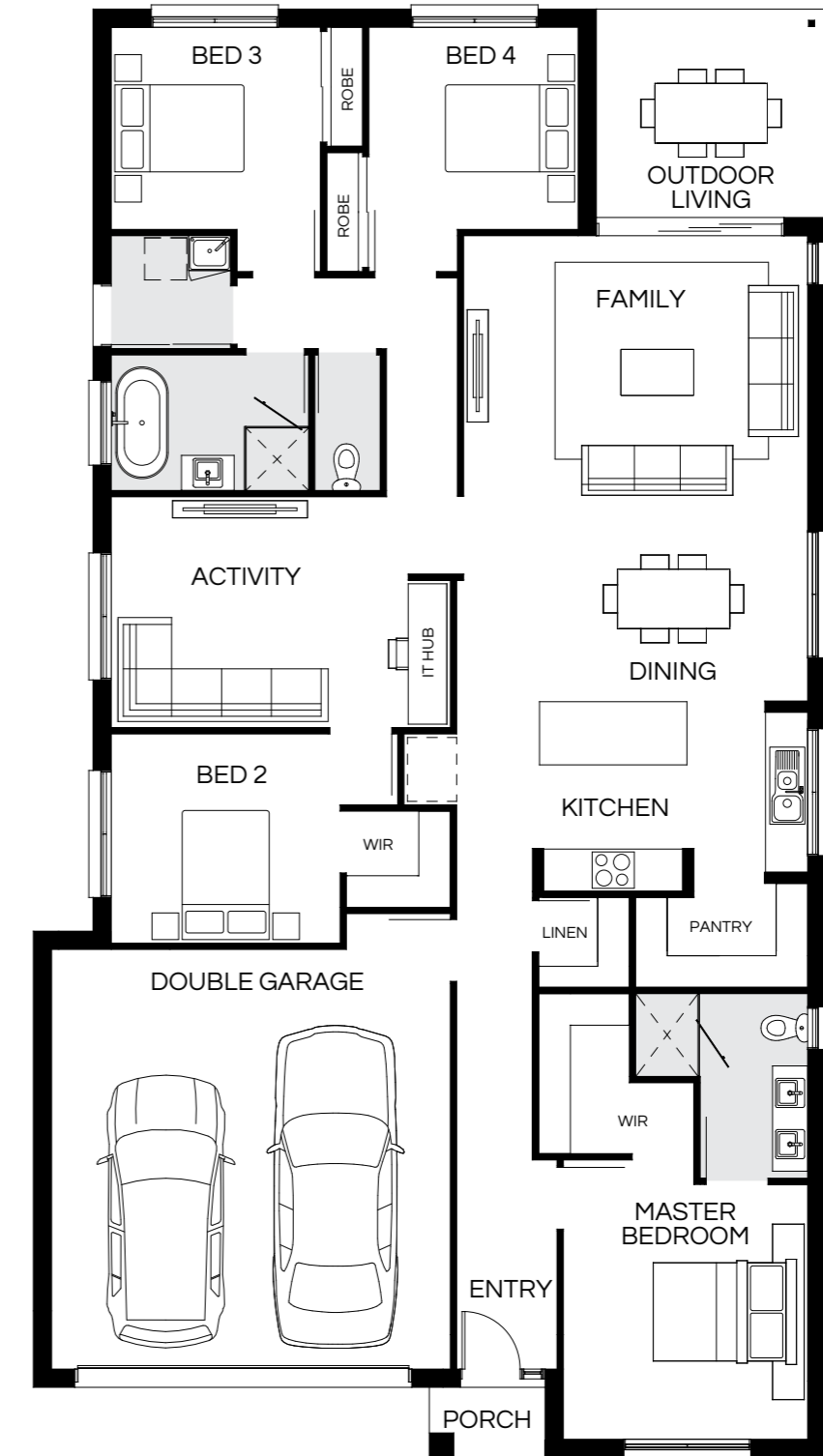


Master Bed	3500 x 3500	Activity	3010 x 4050	Outdoor	2920 x 3350	House Length	19.99m
Bed 2	2900 x 3230	Dining	2810 x 4820			House Width	11.39m
Bed 3	2850 x 3005	Living	3500 x 4820			House Area	209.26m <sup>2</sup> (22.53sq)
Bed 4	2850 x 2935					<b>Lot width</b>	<b>12.5m+</b>

Floorplan and lot width based on Designer facade. Floorplan is indicative only, conceptual in nature and subject to change without notice. Floorplan may depict features and/or other products which are not included in the house design, not included in the house price and/or not available from Coral Homes. All measurements are in millimetres unless otherwise stated. Floorplan measurements are approximate and are not to scale. Lot width is a guide only and may change due to developer covenants and Local Authority guidelines. For more information speak to your Coral Homes New Home Consultant. © Coral Homes Pty Ltd.

# Madrid 216N

4 | 2 | 2 | 2



Master Bed	3650 x 3500	Activity	3310 x 4240	Outdoor	2970 x 3270	House Length	20.64m
Bed 2	3000 x 3280	Dining	2900 x 5020			House Width	11.29m
Bed 3	2900 x 3000	Family	3750 x 4920			House Area	216.22m <sup>2</sup> (23.27sq)
Bed 4	2900 x 3000					<b>Lot width</b>	<b>12.5m+</b>

Floorplan and lot width based on Designer facade. Floorplan is indicative only, conceptual in nature and subject to change without notice. Floorplan may depict features and/or other products which are not included in the house design, not included in the house price and/or not available from Coral Homes. All measurements are in millimetres unless otherwise stated. Floorplan measurements are approximate and are not to scale. Lot width is a guide only and may change due to developer covenants and Local Authority guidelines. For more information speak to your Coral Homes New Home Consultant. © Coral Homes Pty Ltd.

Madrid – HomeWorld Warnervale




# Madrid 235N

4 | 3 | 2.5 | 2

On display

Most popular

Madrid – HomeWorld Warnervale



Master Bed	3600 x 3500	Activity	3000 x 3990	Outdoor	3020 x 3750	House Length	22.93m
Bed 2	3000 x 3170	Dining	3090 x 4300			House Width	11.37m
Bed 3	3060 x 2970	Family	4000 x 4300			House Area	235.70m <sup>2</sup> (25.37sq)
Bed 4	2950 x 3000	Media	3500 x 4150			<b>Lot width</b>	<b>12.5m+</b>

Floorplan and lot width based on Designer facade. Floorplan is indicative only, conceptual in nature and subject to change without notice. Floorplan may depict features and/or other products which are not included in the house design, not included in the house price and/or not available from Coral Homes. All measurements are in millimetres unless otherwise stated. Floorplan measurements are approximate and are not to scale. Lot width is a guide only and may change due to developer covenants and Local Authority guidelines. For more information speak to your Coral Homes New Home Consultant. © Coral Homes Pty Ltd.

# Madrid 253N

4 | 3 | 2.5 | 2



Master Bed	3650 x 3620	Activity	3100 x 4100	Outdoor	3760 x 3870	House Length	24.30m
Bed 2	3100 x 3200	Dining	3050 x 5170			House Width	11.44m
Bed 3	3000 x 3000	Family	4290 x 4300			House Area	253.56m <sup>2</sup> (27.29sq)
Bed 4	3150 x 3000	Media	3600 x 4330			<b>Lot width</b>	<b>12.5m+</b>

Floorplan and lot width based on Designer facade. Floorplan is indicative only, conceptual in nature and subject to change without notice. Floorplan may depict features and/or other products which are not included in the house design, not included in the house price and/or not available from Coral Homes. All measurements are in millimetres unless otherwise stated. Floorplan measurements are approximate and are not to scale. Lot width is a guide only and may change due to developer covenants and Local Authority guidelines. For more information speak to your Coral Homes New Home Consultant. © Coral Homes Pty Ltd.

# Madrid 260N

4 | 3 | 2.5 | 2



Master Bed	3600 x 4270	Activity	3020 x 4100	Outdoor	3070 x 4420	House Length	24.035m
Bed 2	3000 x 3300	Dining	2960 x 5160			House Width	12.09m
Bed 3	3940 x 3000	Living	4150 x 4850			House Area	260.88m <sup>2</sup> (28.08sq)
Bed 4	3000 x 3000	Media	3755 x 4130			<b>Lot width</b>	<b>13.5m+</b>

Floorplan and lot width based on Designer facade. Floorplan is indicative only, conceptual in nature and subject to change without notice. Floorplan may depict features and/or other products which are not included in the house design, not included in the house price and/or not available from Coral Homes. All measurements are in millimetres unless otherwise stated. Floorplan measurements are approximate and are not to scale. Lot width is a guide only and may change due to developer covenants and Local Authority guidelines. For more information speak to your Coral Homes New Home Consultant. © Coral Homes Pty Ltd.



# Madrid Facades

12m+ Lot Width



Scan  
to view  
full facade  
range

Modern



Mornington Display Facade



East Hamptons



Southampton



Shoreline



Designer



Facade images shown are indicative only, conceptual in nature and subject to change. Facade images are to be used as a guide, may depict non-standard items and may not be house specific. Please obtain house specific drawings from your New Home Consultant to assist you in making your facade choice.

Facade images shown are indicative only, conceptual in nature and subject to change. Facade images are to be used as a guide, may depict non-standard items and may not be house specific. Please obtain house specific drawings from your New Home Consultant to assist you in making your facade choice.

# Majorca Series

Crafted for functional design, the Majorca Series has four living zones, inclusive of a media room, spacious family room, kids' activity space and an outdoor alfresco area for entertaining. This single storey home has four bedrooms, including a generous master retreat, away from the kids' bedrooms and activity area.



Scan to view series

Majorca – Hereford Hill Estate, Lochinvar



Majorca (Hamptons Facade) – Hereford Hill Estate, Lochinvar

On display

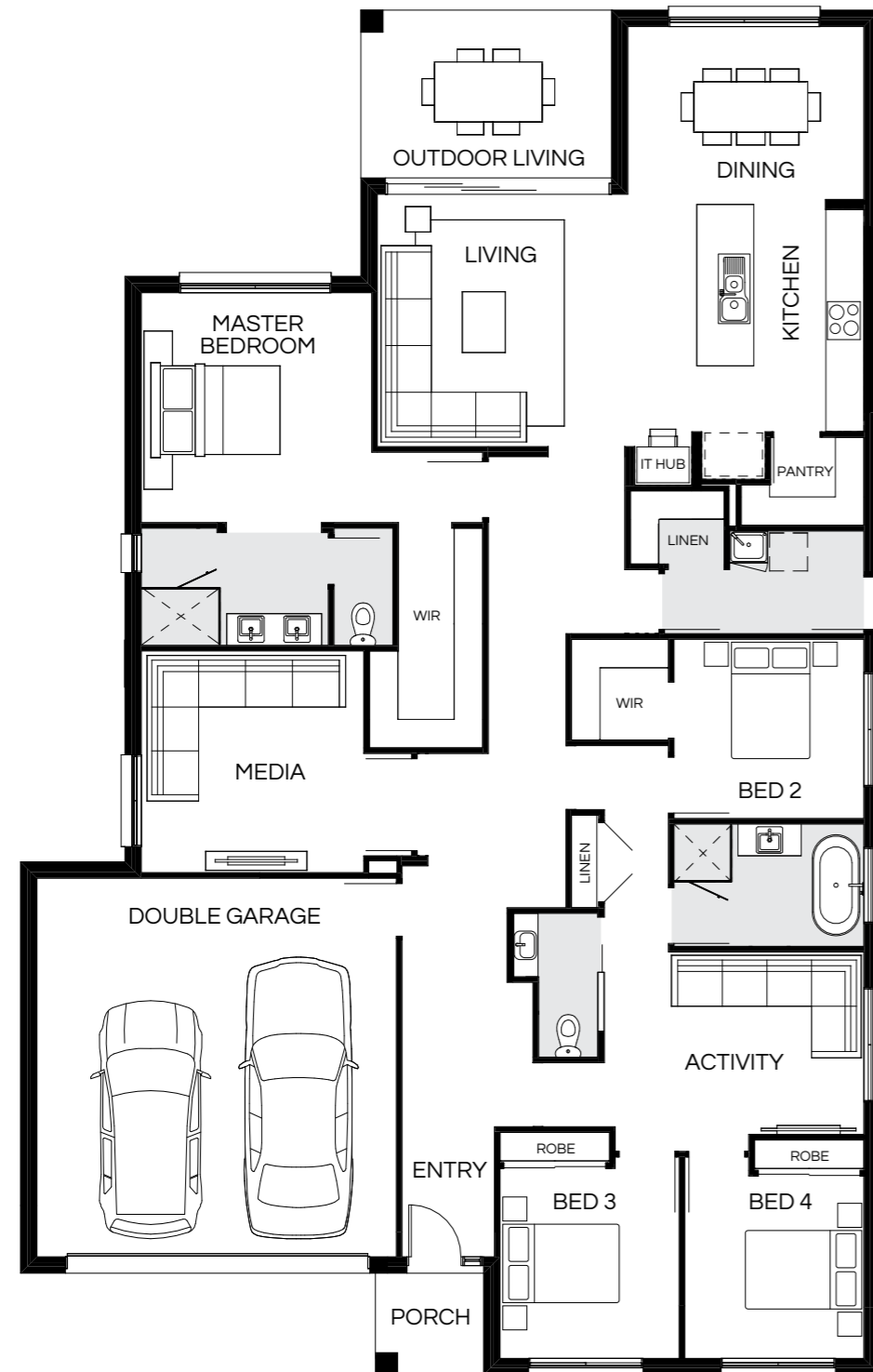


Majorca – Hereford Hill Estate, Lochinvar



# Majorca 246N

4 | 3 | 2.5 | 2



Master Bed	3650 x 3660	Activity	2900 x 4120	Outdoor	2650 x 3960	House Length	21.56m
Bed 2	2850 x 3020	Dining	2750 x 3750			House Width	13.59m
Bed 3	3020 x 2850	Living	4005 x 5060			House Area	246.10m <sup>2</sup> (26.49sq)
Bed 4	2900 x 2850	Media	3520 x 3535			<b>Lot width</b>	<b>15.5m<sup>+</sup></b>

# Majorca 256N

4 | 3 | 2.5 | 2

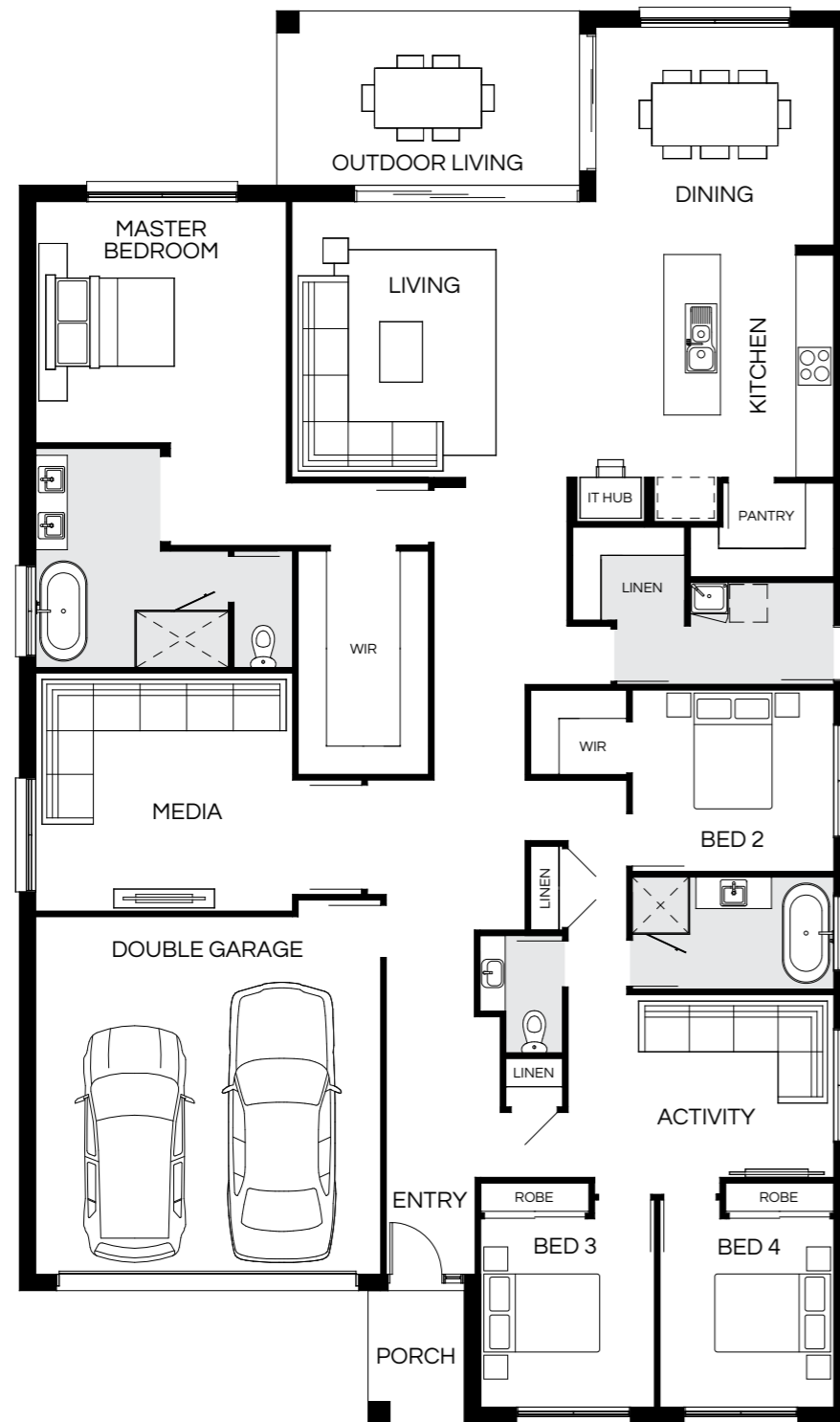


Master Bed	3620 x 4200	Activity	2900 x 4240	Outdoor	2600 x 4370	House Length	21.72m
Bed 2	2900 x 3220	Dining	2950 x 4000			House Width	13.14m
Bed 3	2930 x 2750	Living	4020 x 4370			House Area	256.25m <sup>2</sup> (27.58sq)
Bed 4	2930 x 2750	Media	3750 x 4100			<b>Lot width</b>	<b>15m<sup>+</sup></b>

Floorplan and lot width based on Designer facade. Floorplan is indicative only, conceptual in nature and subject to change without notice. Floorplan may depict features and/or other products which are not included in the house design, not included in the house price and/or not available from Coral Homes. All measurements are in millimetres unless otherwise stated. Floorplan measurements are approximate and are not to scale. Lot width is a guide only and may change due to developer covenants and Local Authority guidelines. For more information speak to your Coral Homes New Home Consultant. © Coral Homes Pty Ltd.

# Majorca 273N

4 | 3 | 2.5 | 2



Master Bed	3850 x 4000	Activity	2920 x 4240	Outdoor	2770 x 4810	House Length	22.44m
Bed 2	2900 x 3220	Dining	3620 x 3800			House Width	13.20m
Bed 3	3010 x 2780	Living	4400 x 5920			House Area	273.18m <sup>2</sup> (29.41sq)
Bed 4	3010 x 2780	Media	3800 x 4100			<b>Lot width</b>	<b>15m+</b>

Floorplan and lot width based on Designer facade. Floorplan is indicative only, conceptual in nature and subject to change without notice. Floorplan may depict features and/or other products which are not included in the house design, not included in the house price and/or not available from Coral Homes. All measurements are in millimetres unless otherwise stated. Floorplan measurements are approximate and are not to scale. Lot width is a guide only and may change due to developer covenants and Local Authority guidelines. For more information speak to your Coral Homes New Home Consultant. © Coral Homes Pty Ltd.

Majorca – Hereford Hill Estate, Lochinvar



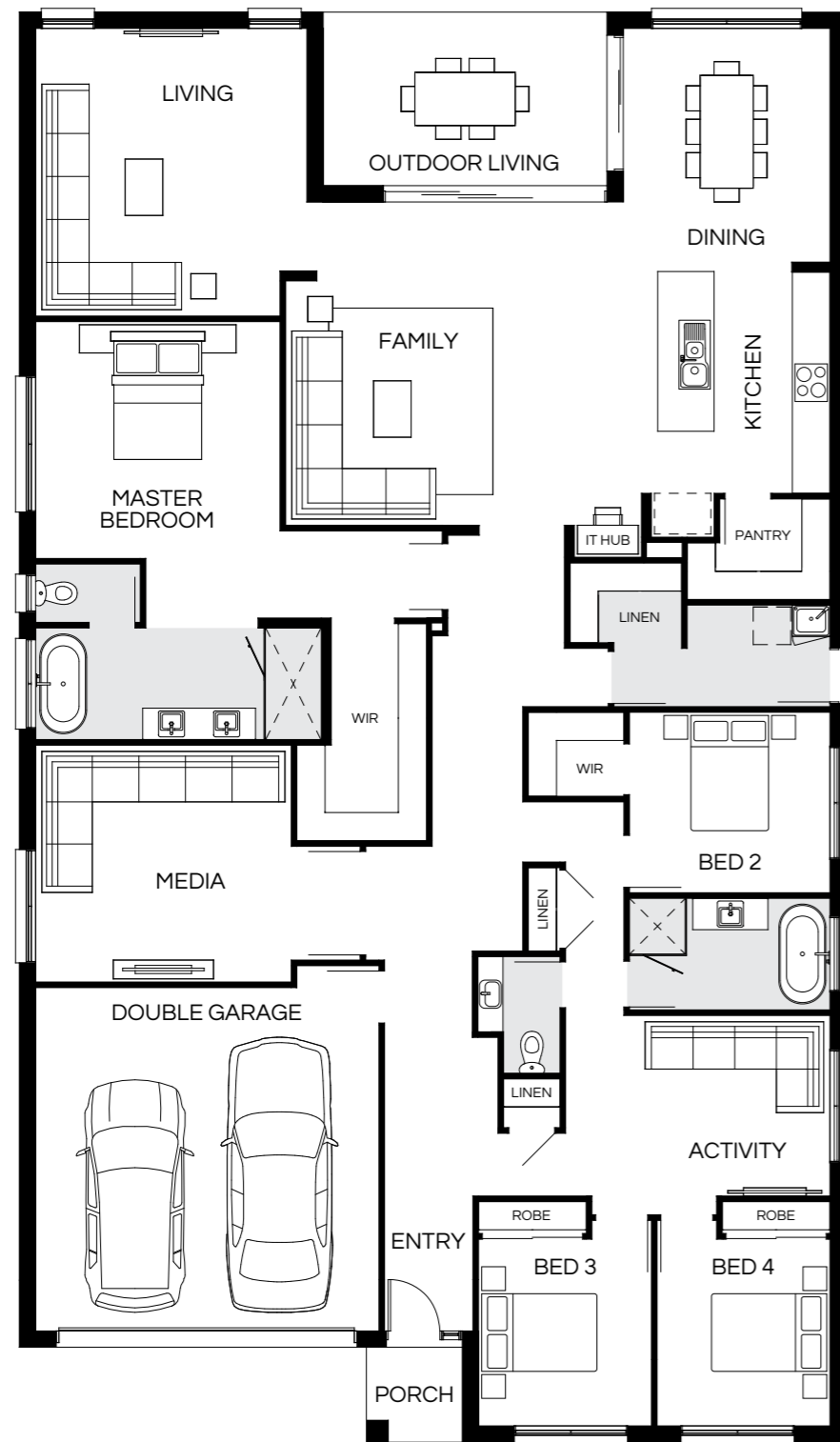
Majorca – Hereford Hill Estate, Lochinvar



Photography depicts items such as homewares, furniture, finishes, landscaping and fencing and may depict items that are upgraded or not supplied by Coral Homes. Speak with your New Home Consultant for more details.

# Majorca 292N

4 | 4 | 2.5 | 2

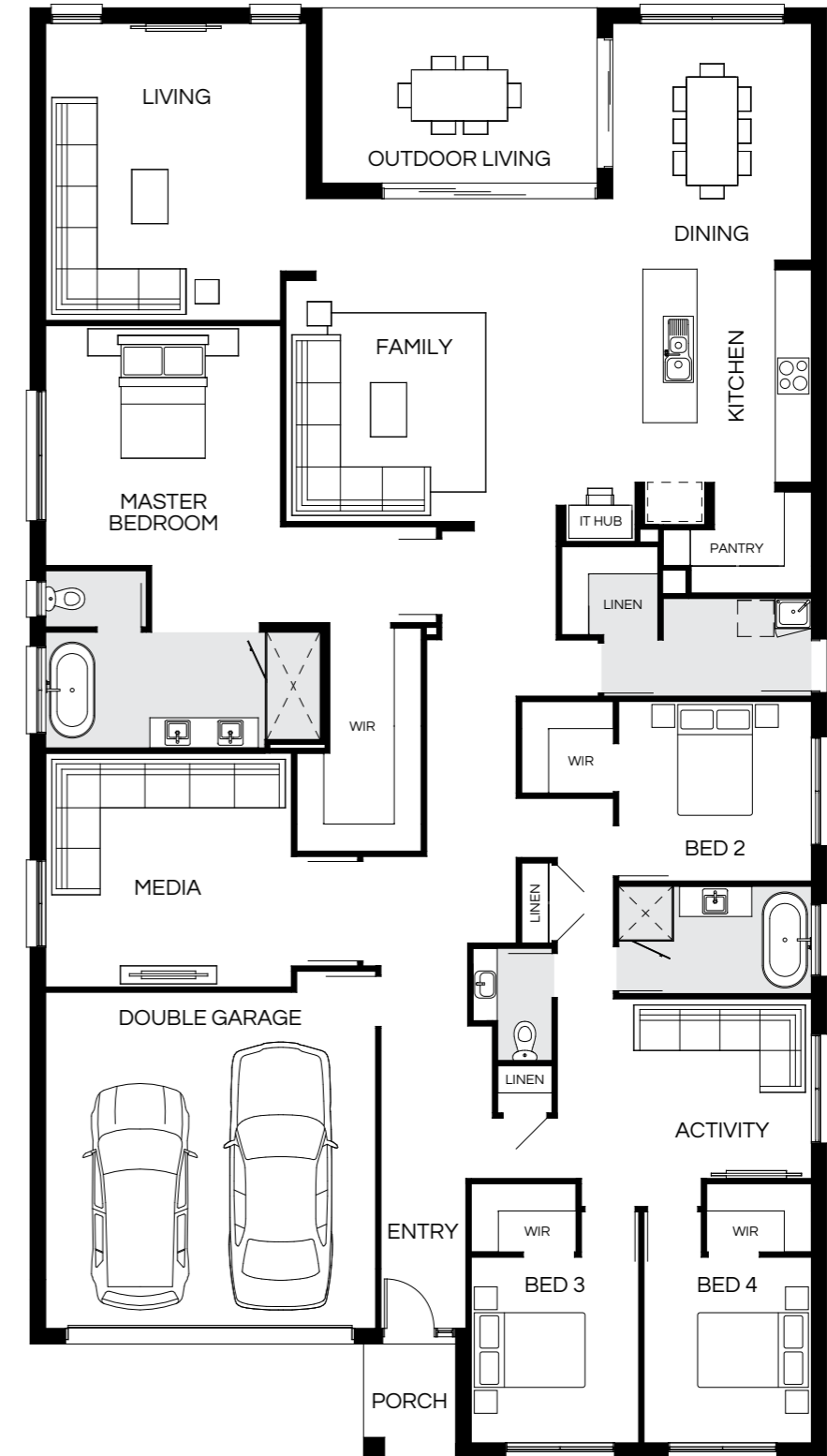


Master Bed	3800 x 3920	Activity	2900 x 4240	Media	3800 x 4100	House Length	22.825m
Bed 2	2900 x 3220	Dining	3890 x 3320	Outdoor	2770 x 4530	House Width	13.20m
Bed 3	3000 x 2780	Family	5180 x 5950			House Area	292.90m <sup>2</sup> (31.53sq)
Bed 4	3000 x 2780	Living	4610 x 4350			<b>Lot width</b>	<b>15m<sup>+</sup></b>

Floorplan and lot width based on Designer facade. Floorplan is indicative only, conceptual in nature and subject to change without notice. Floorplan may depict features and/or other products which are not included in the house design, not included in the house price and/or not available from Coral Homes. All measurements are in millimetres unless otherwise stated. Floorplan measurements are approximate and are not to scale. Lot width is a guide only and may change due to developer covenants and Local Authority guidelines. For more information speak to your Coral Homes New Home Consultant. © Coral Homes Pty Ltd.

# Majorca 308N

4 | 4 | 2.5 | 2



Master Bed	4000 x 3920	Activity	3000 x 4240	Media	3900 x 4100	House Length	24.09m
Bed 2	3000 x 3220	Dining	4090 x 3320	Outdoor	2910 x 4570	House Width	13.24m
Bed 3	3100 x 2800	Family	5380 x 5440			House Area	308.43m <sup>2</sup> (33.20sq)
Bed 4	3100 x 2800	Living	4950 x 4350			<b>Lot width</b>	<b>15.5m<sup>+</sup></b>

Floorplan and lot width based on Designer facade. Floorplan is indicative only, conceptual in nature and subject to change without notice. Floorplan may depict features and/or other products which are not included in the house design, not included in the house price and/or not available from Coral Homes. All measurements are in millimetres unless otherwise stated. Floorplan measurements are approximate and are not to scale. Lot width is a guide only and may change due to developer covenants and Local Authority guidelines. For more information speak to your Coral Homes New Home Consultant. © Coral Homes Pty Ltd.

# Majorca Facades

15m+ Lot Width



Scan  
to view  
full facade  
range

Coastal



Modern



East Hamptons



Mornington



Hamptons



Designer



Facade images shown are indicative only, conceptual in nature and subject to change. Facade images are to be used as a guide, may depict non-standard items and may not be house specific. Please obtain house specific drawings from your New Home Consultant to assist you in making your facade choice.

Facade images shown are indicative only, conceptual in nature and subject to change. Facade images are to be used as a guide, may depict non-standard items and may not be house specific. Please obtain house specific drawings from your New Home Consultant to assist you in making your facade choice.

# Milan Series

The single storey Milan Series has been crafted with functionality in mind. This innovative floorplan has the master bedroom located at the back of the home – the opposite end to the kids' bedrooms. With spacious living areas, four bedrooms and two bathrooms, the Milan Series has plenty of room for a growing family.



Scan to view series

Milan (Calais Modified Facade) – Shoreline Estate, Redland Bay


On display



Milan – Shoreline Estate, Redland Bay

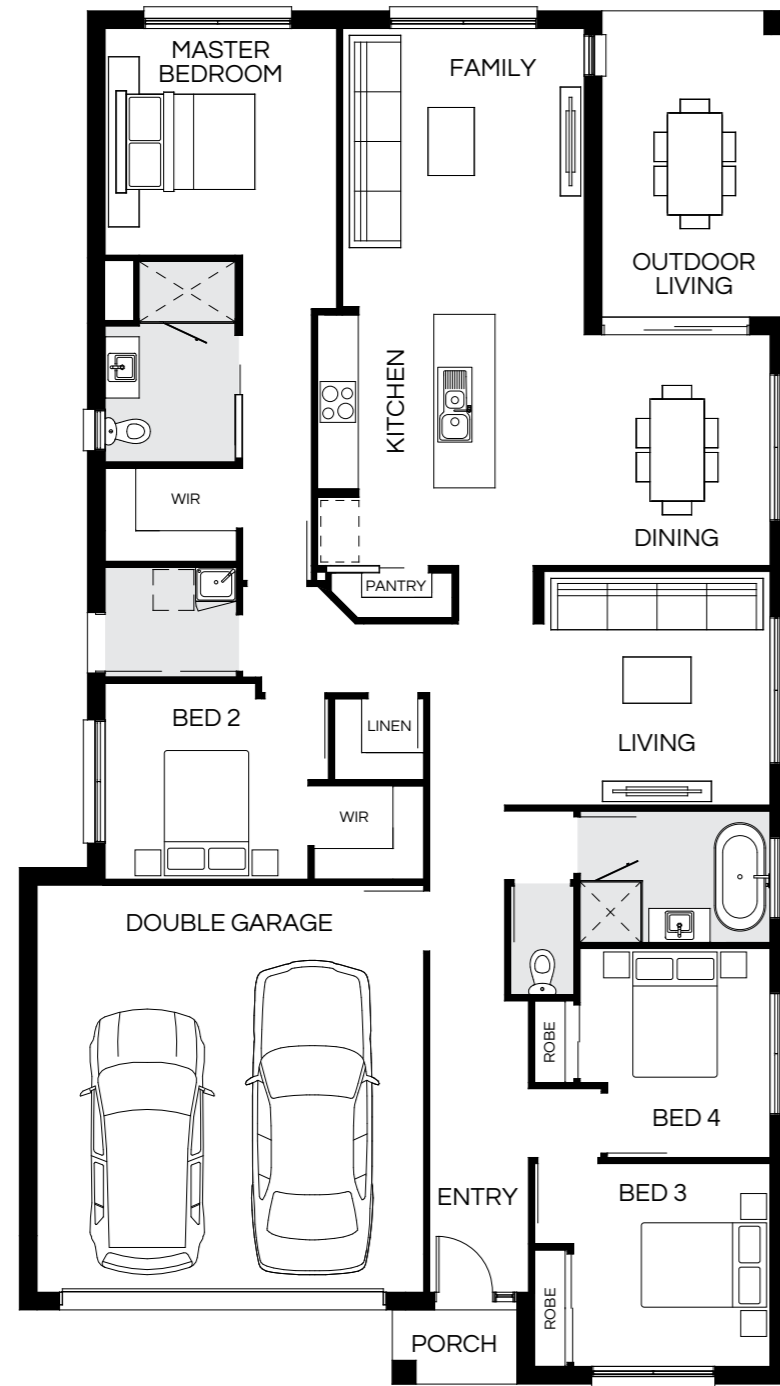


Milan – Shoreline Estate, Redland Bay



# Milan 209N

4 | 2 | 2 | 2



Master Bed	3350 x 3420	Dining	3410 x 4050	Outdoor	4500 x 2730	House Length	20.18m
Bed 2	2900 x 3000	Family	4210 x 3570			House Width	11.29m
Bed 3	3000 x 2910	Living	3450 x 3340			House Area	209.27m <sup>2</sup> (22.53sq)
Bed 4	3090 x 2810					<b>Lot width</b>	<b>12.5m+</b>

Floorplan and lot width based on Designer facade. Floorplan is indicative only, conceptual in nature and subject to change without notice. Floorplan may depict features and/or other products which are not included in the house design, not included in the house price and/or not available from Coral Homes. All measurements are in millimetres unless otherwise stated. Floorplan measurements are approximate and are not to scale. Lot width is a guide only and may change due to developer covenants and Local Authority guidelines. For more information speak to your Coral Homes New Home Consultant. © Coral Homes Pty Ltd.

# Milan 221N

4 | 3 | 2 | 2



Master Bed	3570 x 3500	Dining	3300 x 3540	Outdoor	3300 x 2730	House Length	22.64m
Bed 2	2850 x 3115	Family	4000 x 3700			House Width	11.34m
Bed 3	2900 x 2960	Living	3600 x 3540			House Area	221.36m <sup>2</sup> (23.83sq)
Bed 4	2920 x 2810	Media	3580 x 3500			<b>Lot width</b>	<b>12.5m+</b>

Floorplan and lot width based on Designer facade. Floorplan is indicative only, conceptual in nature and subject to change without notice. Floorplan may depict features and/or other products which are not included in the house design, not included in the house price and/or not available from Coral Homes. All measurements are in millimetres unless otherwise stated. Floorplan measurements are approximate and are not to scale. Lot width is a guide only and may change due to developer covenants and Local Authority guidelines. For more information speak to your Coral Homes New Home Consultant. © Coral Homes Pty Ltd.



# Milan 233N

4 | 3 | 2 | 2




Master Bed	3520 x 3590	Dining	3300 x 3500	Outdoor	6610 x 2730	House Length	22.86m
Bed 2	2850 x 3115	Family	4250 x 3670			House Width	11.39m
Bed 3	2900 x 3010	Living	3820 x 3500			House Area	233.90m <sup>2</sup> (25.18sq)
Bed 4	2920 x 2810	Media	3580 x 3590			<b>Lot width</b>	<b>12.5m+</b>

Floorplan and lot width based on Designer facade. Floorplan is indicative only, conceptual in nature and subject to change without notice. Floorplan may depict features and/or other products which are not included in the house design, not included in the house price and/or not available from Coral Homes. All measurements are in millimetres unless otherwise stated. Floorplan measurements are approximate and are not to scale. Lot width is a guide only and may change due to developer covenants and Local Authority guidelines. For more information speak to your Coral Homes New Home Consultant. © Coral Homes Pty Ltd.

Milan – Everleigh Estate, Greenbank



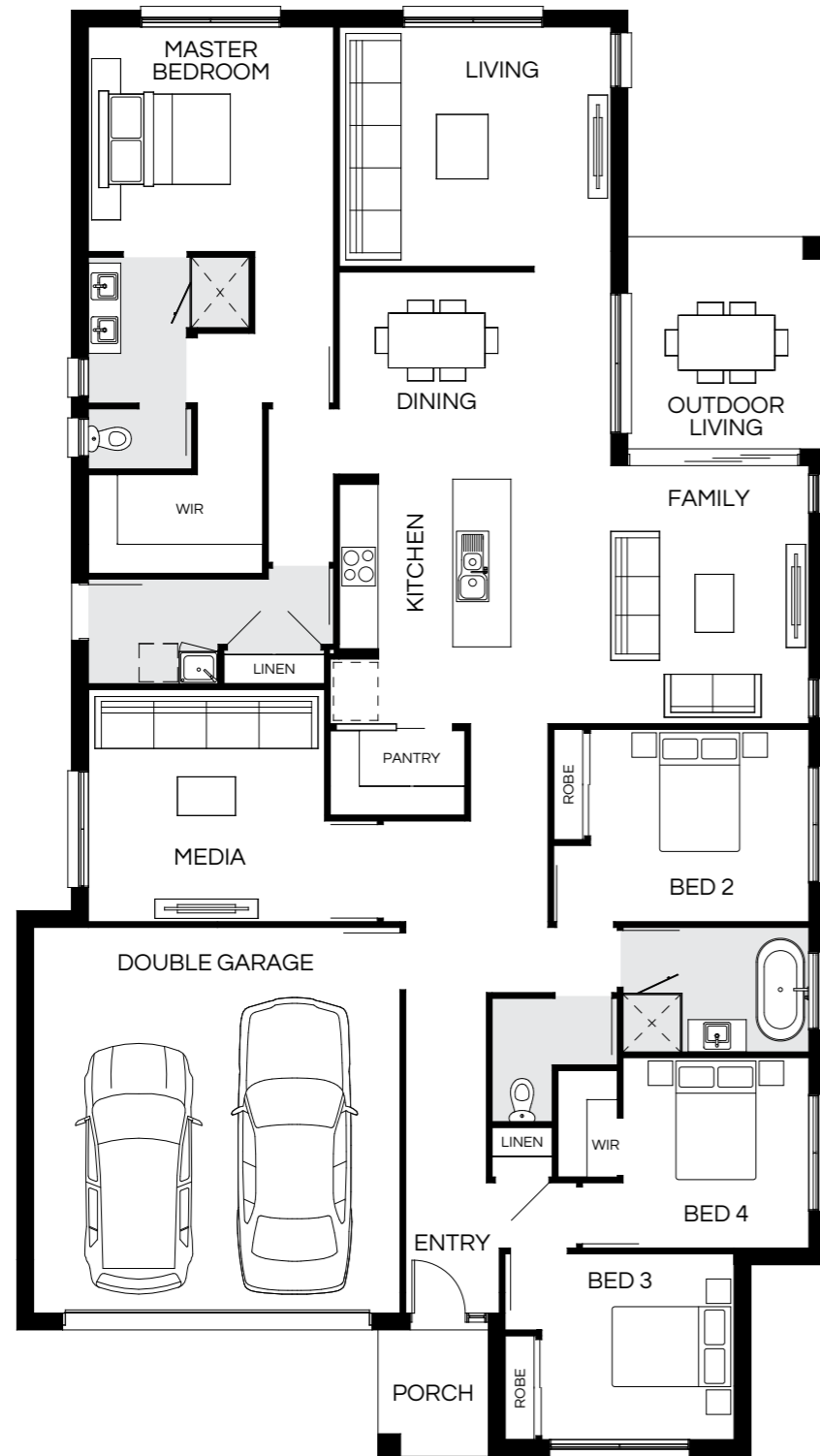
Milan – Everleigh Estate, Greenbank



Photography depicts items such as homewares, furniture, finishes, landscaping and fencing and may depict items that are upgraded or not supplied by Coral Homes. Speak with your New Home Consultant for more details.

# Milan 244N

4 | 3 | 2 | 2

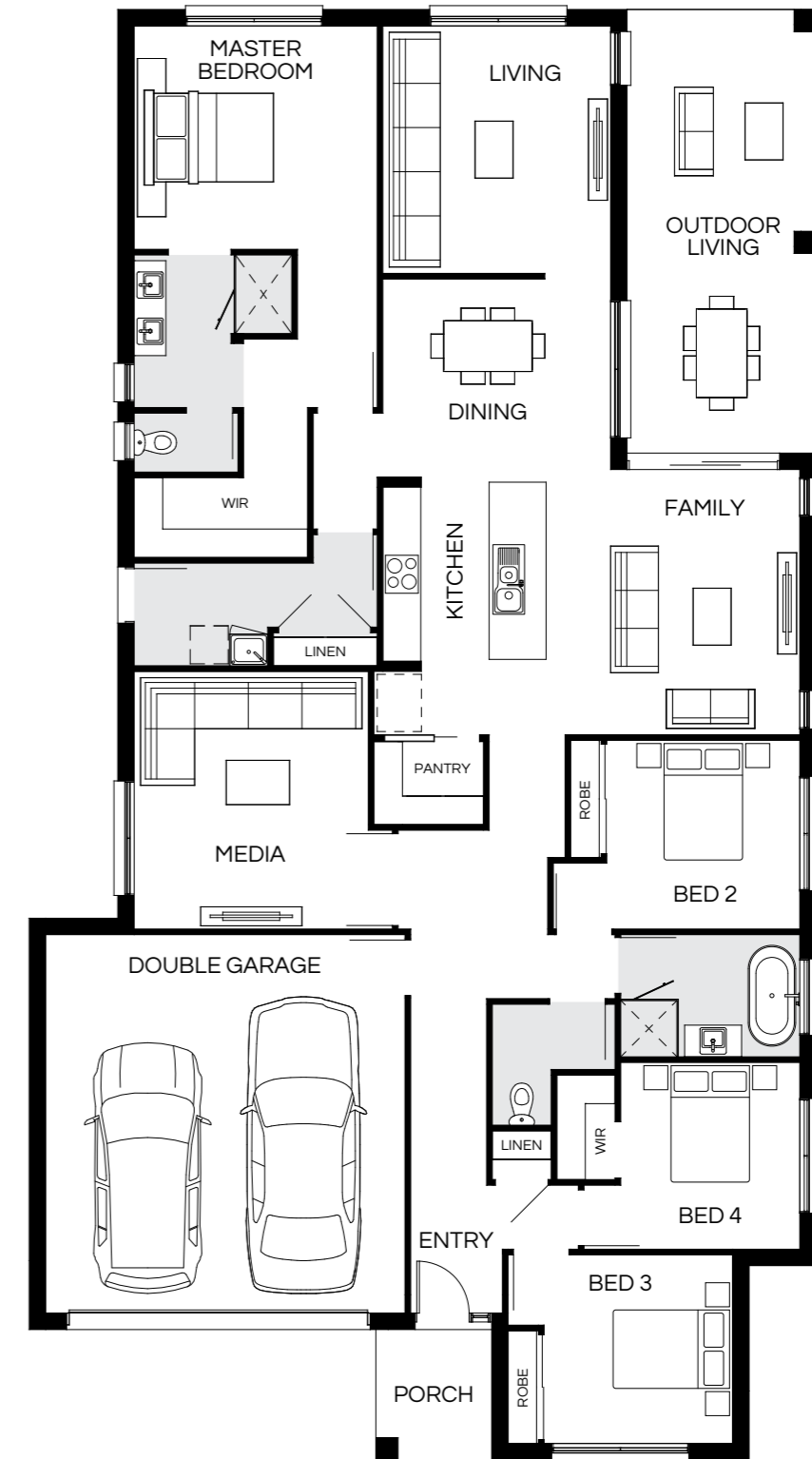


Master Bed	3500 x 3820	Dining	3220 x 4230	Outdoor	3290 x 3070	House Length	22.42m
Bed 2	3000 x 3405	Family	4020 x 4630			House Width	12.54m
Bed 3	2900 x 3000	Living	3730 x 4230			House Area	244.08m <sup>2</sup> (26.27sq)
Bed 4	2970 x 2900	Media	3620 x 3680			<b>Lot width</b>	<b>14m+</b>

Floorplan and lot width based on Designer facade. Floorplan is indicative only, conceptual in nature and subject to change without notice. Floorplan may depict features and/or other products which are not included in the house design, not included in the house price and/or not available from Coral Homes. All measurements are in millimetres unless otherwise stated. Floorplan measurements are approximate and are not to scale. Lot width is a guide only and may change due to developer covenants and Local Authority guidelines. For more information speak to your Coral Homes New Home Consultant. © Coral Homes Pty Ltd.

# Milan 250N

4 | 3 | 2 | 2



Master Bed	3550 x 3860	Dining	3150 x 3620	Outdoor	7010 x 2990	House Length	22.92m
Bed 2	3000 x 3070	Family	4210 x 2990			House Width	12.44m
Bed 3	3000 x 3000	Living	3930 x 3620			House Area	250.48m <sup>2</sup> (26.96sq)
Bed 4	2970 x 2850	Media	4090 x 3720			<b>Lot width</b>	<b>13.5m+</b>

Floorplan and lot width based on Designer facade. Floorplan is indicative only, conceptual in nature and subject to change without notice. Floorplan may depict features and/or other products which are not included in the house design, not included in the house price and/or not available from Coral Homes. All measurements are in millimetres unless otherwise stated. Floorplan measurements are approximate and are not to scale. Lot width is a guide only and may change due to developer covenants and Local Authority guidelines. For more information speak to your Coral Homes New Home Consultant. © Coral Homes Pty Ltd.

Milan – Aura Estate, Bells Creek

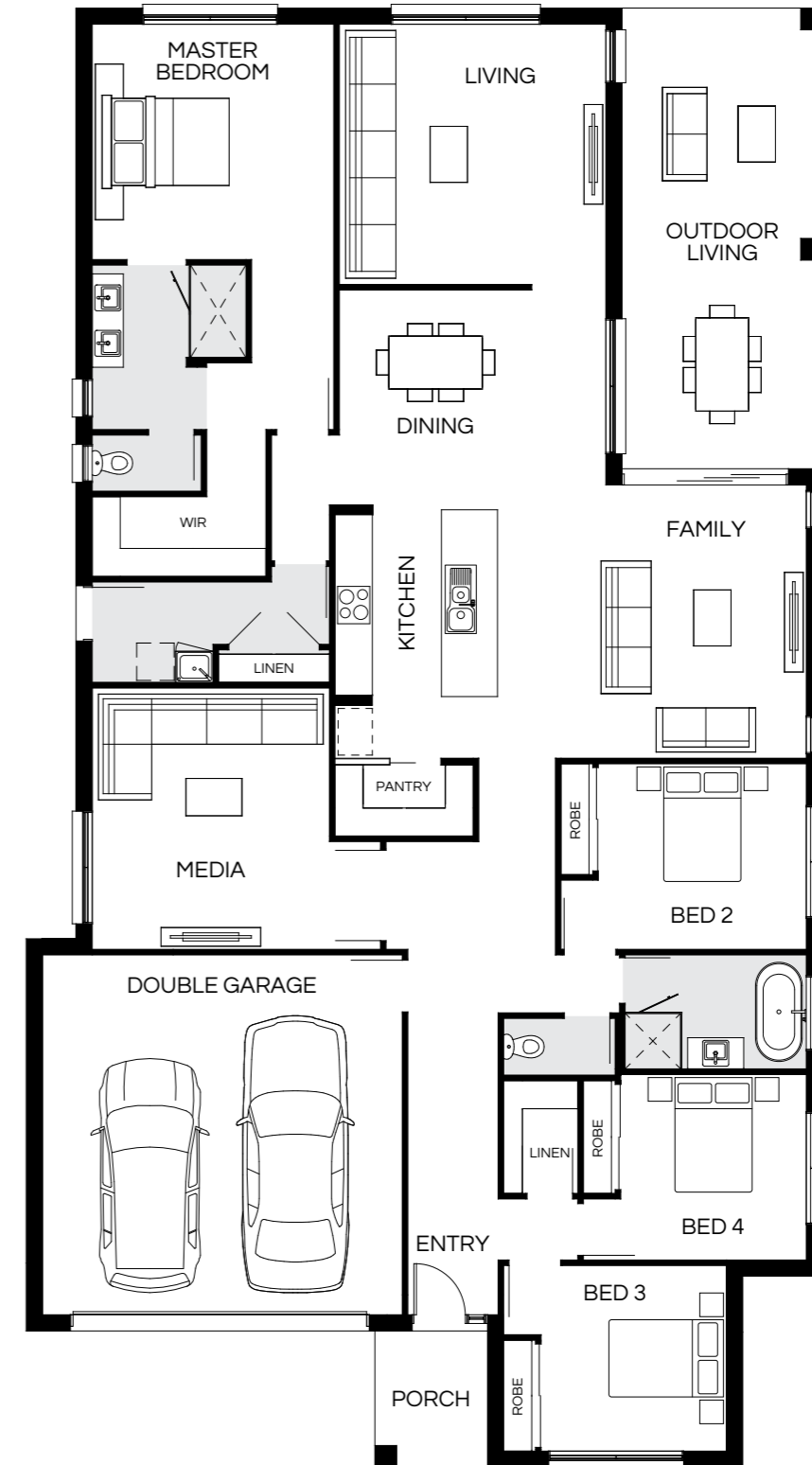


Milan – Aura Estate, Bells Creek



# Milan 271N

4 | 3 | 2 | 2



Master Bed	3800 x 3900	Dining	3540 x 4300	Outdoor	7400 x 3220	House Length	23.44m
Bed 2	3000 x 3360	Family	4410 x 4030			House Width	12.79m
Bed 3	3000 x 3000	Living	4200 x 4300			House Area	271.64m <sup>2</sup> (29.24sq)
Bed 4	3000 x 3000	Media	4220 x 3830			<b>Lot width</b>	<b>14m+</b>

Floorplan and lot width based on Designer facade. Floorplan is indicative only, conceptual in nature and subject to change without notice. Floorplan may depict features and/or other products which are not included in the house design, not included in the house price and/or not available from Coral Homes. All measurements are in millimetres unless otherwise stated. Floorplan measurements are approximate and are not to scale. Lot width is a guide only and may change due to developer covenants and Local Authority guidelines. For more information speak to your Coral Homes New Home Consultant. © Coral Homes Pty Ltd.

# Milan Facades

12.5m+ Lot Width



Scan  
to view  
full facade  
range

Coastal



Pavilion



East Hamptons



Shoreline



Mornington



Designer



Facade images shown are indicative only, conceptual in nature and subject to change. Facade images are to be used as a guide, may depict non-standard items and may not be house specific. Please obtain house specific drawings from your New Home Consultant to assist you in making your facade choice.

Facade images shown are indicative only, conceptual in nature and subject to change. Facade images are to be used as a guide, may depict non-standard items and may not be house specific. Please obtain house specific drawings from your New Home Consultant to assist you in making your facade choice.

# Milan Facades

14m+ Lot Width



Scan  
to view  
full facade  
range

Coastal Display Facade



Pavilion Display Facade



East Hamptons



Modern



Hamptons



Designer



Facade images shown are indicative only, conceptual in nature and subject to change. Facade images are to be used as a guide, may depict non-standard items and may not be house specific. Please obtain house specific drawings from your New Home Consultant to assist you in making your facade choice.

Facade images shown are indicative only, conceptual in nature and subject to change. Facade images are to be used as a guide, may depict non-standard items and may not be house specific. Please obtain house specific drawings from your New Home Consultant to assist you in making your facade choice.

# Noosville Series

Designed to suit 12m+ lot widths, the Noosville Series has something for everyone. There are six well-considered floorplans to suit growing families and a number of facade options to add desired street appeal. The Noosville series provides relaxed, functional living with great features such as a study nook, walk-in robes in most bedrooms and two living rooms.



Scan to view series

Noosville (Pavilion Facade) – Oxley Ridge Estate, Cobbitty

On display



Noosville – Oxley Ridge Estate, Cobbitty

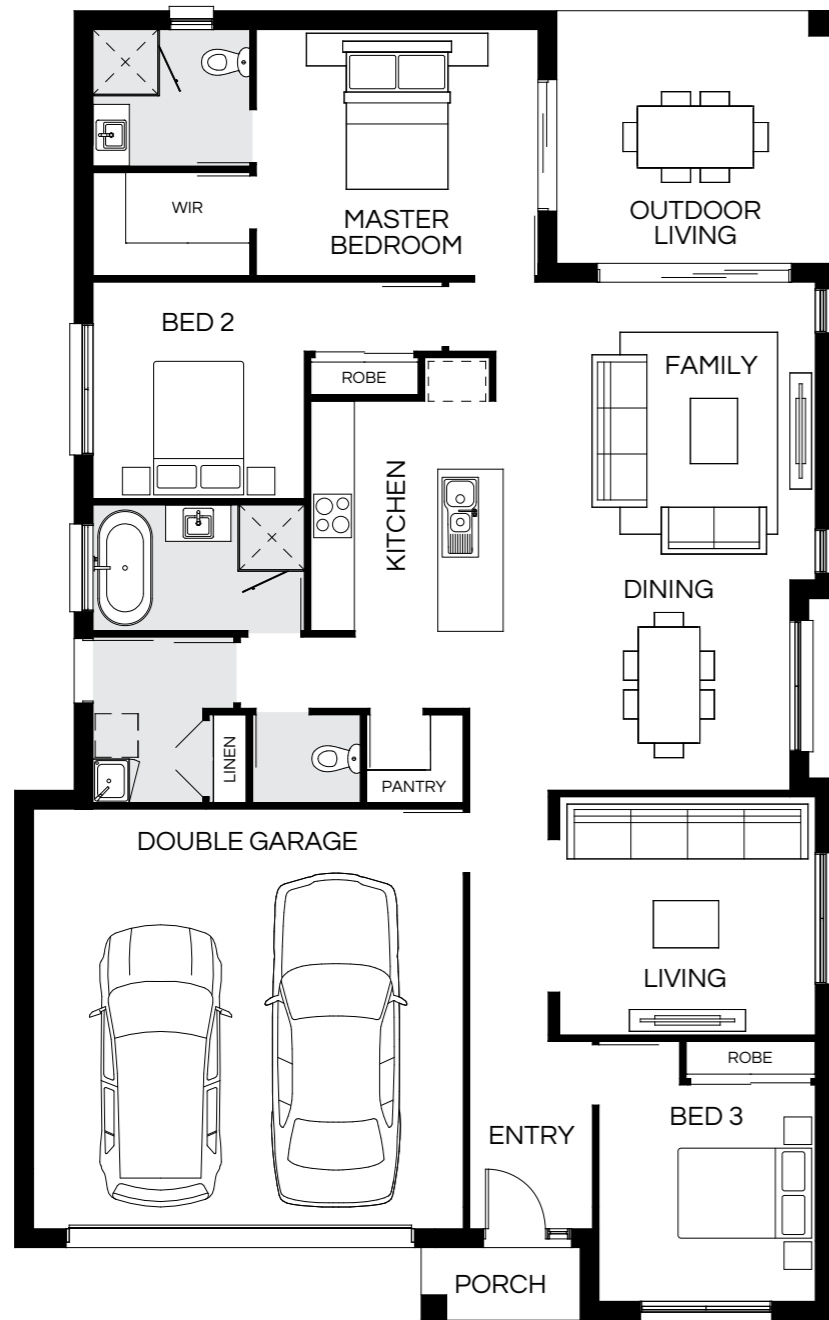


Noosville – Oxley Ridge Estate, Cobbitty



# Noosaville 188N

3 | 2 | 2 | 2



Master Bed	3410 x 3900	Dining	2900 x 3330	Outdoor	3480 x 3820	House Length	18.04m
Bed 2	3000 x 2930	Family	4120 x 4310			House Width	11.29m
Bed 3	3000 x 3000	Living	3300 x 3540			House Area	188.39m <sup>2</sup> (20.28sq)
						<b>Lot width</b>	<b>12.5m+</b>

Floorplan and lot width based on Designer facade. Floorplan is indicative only, conceptual in nature and subject to change without notice. Floorplan may depict features and/or other products which are not included in the house design, not included in the house price and/or not available from Coral Homes. All measurements are in millimetres unless otherwise stated. Floorplan measurements are approximate and are not to scale. Lot width is a guide only and may change due to developer covenants and Local Authority guidelines. For more information speak to your Coral Homes New Home Consultant. © Coral Homes Pty Ltd.

# Noosaville 204N

4 | 2 | 2 | 2



Master Bed	3460 x 3550	Dining	3900 x 2870	Outdoor	3530 x 3530	House Length	20.50m
Bed 2	2900 x 3200	Family	5030 x 3750			House Width	10.90m
Bed 3	2830 x 3400	Living	3830 x 3405			House Area	204.71m <sup>2</sup> (22.04sq)
Bed 4 / Study	3000 x 3160					<b>Lot width</b>	<b>12m+</b>

Floorplan and lot width based on Designer facade. Floorplan is indicative only, conceptual in nature and subject to change without notice. Floorplan may depict features and/or other products which are not included in the house design, not included in the house price and/or not available from Coral Homes. All measurements are in millimetres unless otherwise stated. Floorplan measurements are approximate and are not to scale. Lot width is a guide only and may change due to developer covenants and Local Authority guidelines. For more information speak to your Coral Homes New Home Consultant. © Coral Homes Pty Ltd.

On display

Most popular

# Noosaville 215N

4 | 2 | 2.5 | 2



Master Bed	3850 x 3850	Dining	3900 x 3170	Outdoor	3920 x 3730	House Length	21.34m
Bed 2	2850 x 3300	Family	5030 x 4020			House Width	10.60m
Bed 3	2900 x 3300	Living	3800 x 3260			House Area	215.62m <sup>2</sup> (23.21sq)
Bed 4 / Study	3030 x 2860					<b>Lot width</b>	<b>12.5m+</b>

Floorplan and lot width based on Designer facade. Floorplan is indicative only, conceptual in nature and subject to change without notice. Floorplan may depict features and/or other products which are not included in the house design, not included in the house price and/or not available from Coral Homes. All measurements are in millimetres unless otherwise stated. Floorplan measurements are approximate and are not to scale. Lot width is a guide only and may change due to developer covenants and Local Authority guidelines. For more information speak to your Coral Homes New Home Consultant. © Coral Homes Pty Ltd.

# Noosaville 228N

4 | 2 | 2.5 | 2



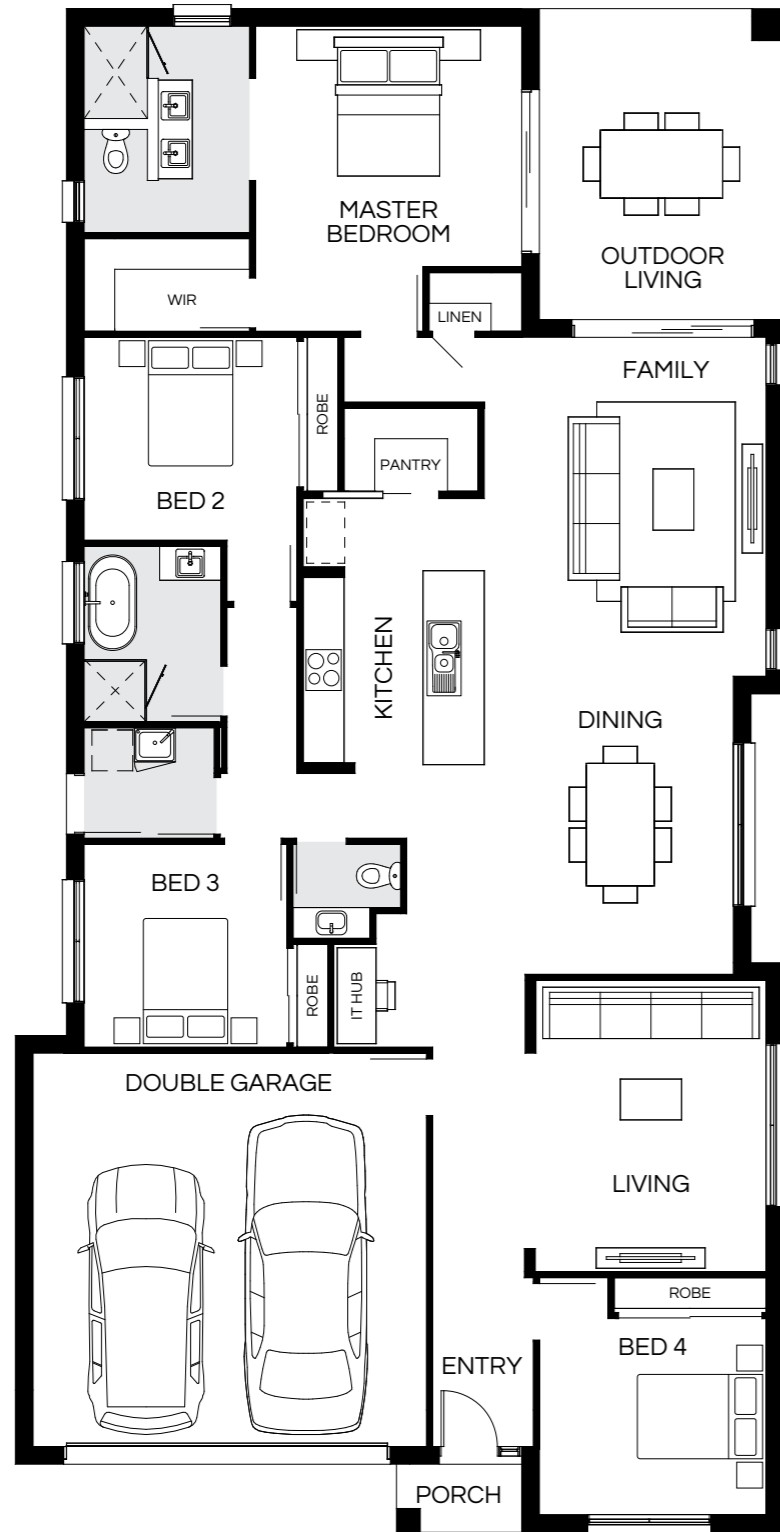
Master Bed	4400 x 3650	Dining	4120 x 3150	Outdoor	4470 x 3430	House Length	22.76m
Bed 2	2900 x 3180	Family	5410 x 3760			House Width	11.02m
Bed 3	2900 x 3000	Living	4070 x 3290			House Area	228.18m <sup>2</sup> (24.56sq)
Bed 4 / Study	3000 x 3030					<b>Lot width</b>	<b>12.5m+</b>

Floorplan and lot width based on Designer facade. Floorplan is indicative only, conceptual in nature and subject to change without notice. Floorplan may depict features and/or other products which are not included in the house design, not included in the house price and/or not available from Coral Homes. All measurements are in millimetres unless otherwise stated. Floorplan measurements are approximate and are not to scale. Lot width is a guide only and may change due to developer covenants and Local Authority guidelines. For more information speak to your Coral Homes New Home Consultant. © Coral Homes Pty Ltd.



# Noosaville 233N

4 | 2 | 2.5 | 2



Master Bed	3550 x 3920	Dining	4380 x 3070	Outdoor	4570 x 3600	House Length	22.39m
Bed 2	3000 x 3150	Family	5000 x 4160			House Width	11.29m
Bed 3	3000 x 3000	Living	4300 x 3410			House Area	233.97m <sup>2</sup> (25.19sq)
Bed 4	2900 x 3350					<b>Lot width</b>	<b>12.5m+</b>

Floorplan and lot width based on Designer facade. Floorplan is indicative only, conceptual in nature and subject to change without notice. Floorplan may depict features and/or other products which are not included in the house design, not included in the house price and/or not available from Coral Homes. All measurements are in millimetres unless otherwise stated. Floorplan measurements are approximate and are not to scale. Lot width is a guide only and may change due to developer covenants and Local Authority guidelines. For more information speak to your Coral Homes New Home Consultant. © Coral Homes Pty Ltd.

# Noosaville 248N

4 | 2 | 2.5 | 2



Master Bed	4350 x 4000	Dining	3000 x 4140	Outdoor	5020 x 4510	House Length	21.99m
Bed 2	3000 x 3200	Family	4740 x 4140			House Width	11.74m
Bed 3	3000 x 3270	Living	4340 x 3810			House Area	248.67m <sup>2</sup> (26.77sq)
Bed 4	3200 x 3300					<b>Lot width</b>	<b>14m+</b>

Floorplan and lot width based on Designer facade. Floorplan is indicative only, conceptual in nature and subject to change without notice. Floorplan may depict features and/or other products which are not included in the house design, not included in the house price and/or not available from Coral Homes. All measurements are in millimetres unless otherwise stated. Floorplan measurements are approximate and are not to scale. Lot width is a guide only and may change due to developer covenants and Local Authority guidelines. For more information speak to your Coral Homes New Home Consultant. © Coral Homes Pty Ltd.

# Noosville Facades

12m+ Lot Width



Scan  
to view  
full facade  
range

Coastal Display Facade



Crest Display Facade



Hamptons



Modern



Pavilion Display Facade



Designer



Facade images shown are indicative only, conceptual in nature and subject to change. Facade images are to be used as a guide, may depict non-standard items and may not be house specific. Please obtain house specific drawings from your New Home Consultant to assist you in making your facade choice.

Facade images shown are indicative only, conceptual in nature and subject to change. Facade images are to be used as a guide, may depict non-standard items and may not be house specific. Please obtain house specific drawings from your New Home Consultant to assist you in making your facade choice.

# Pinot Series

The Pinot Series has been designed specifically to fit comfortably on 10m+ lot widths. The single storey Pinot home designs offer a choice of either three or four bedrooms, including a master bedroom with ensuite and walk-in robe which is the perfect size for a growing family. The living zone is located to the rear for additional privacy and features an open-plan kitchen, dining and living space which overlooks the alfresco area. A single car garage completes this compact yet effective design for Sydney families.



# Pinot 150N

Most popular

3 | 1 | 2 | 1

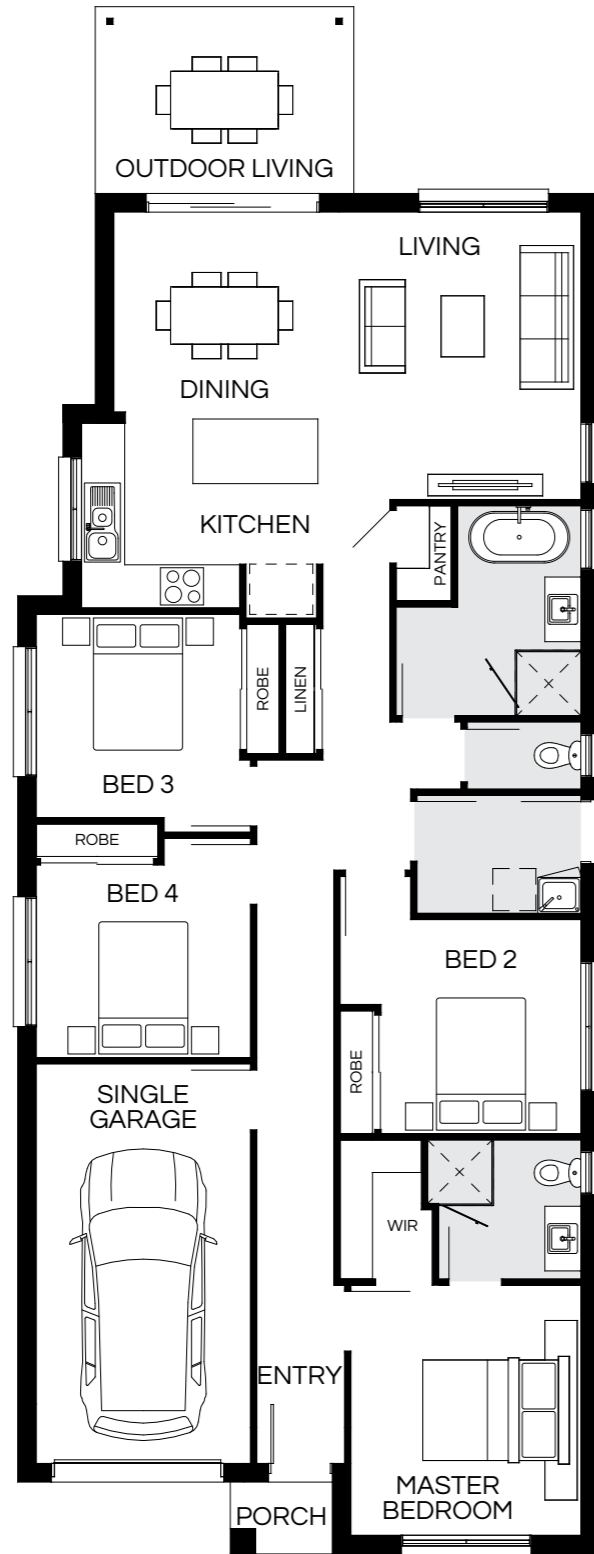


Master Bed	3500 x 3250	Dining	2950 x 3710	Outdoor	3000 x 3260	House Length	19.54m
Bed 2	3070 x 3000	Living	4020 x 3260			House Width	8.10m
Bed 3	3000 x 2800					House Area	150.16m <sup>2</sup> (16.16sq)
						<b>Lot width</b>	<b>10m+</b>

Floorplan and lot width based on Designer facade. Floorplan is indicative only, conceptual in nature and subject to change without notice. Floorplan may depict features and/or other products which are not included in the house design, not included in the house price and/or not available from Coral Homes. All measurements are in millimetres unless otherwise stated. Floorplan measurements are approximate and are not to scale. Lot width is a guide only and may change due to developer covenants and Local Authority guidelines. For more information speak to your Coral Homes New Home Consultant. © Coral Homes Pty Ltd.

# Pinot 154N

4 | 1 | 2 | 1

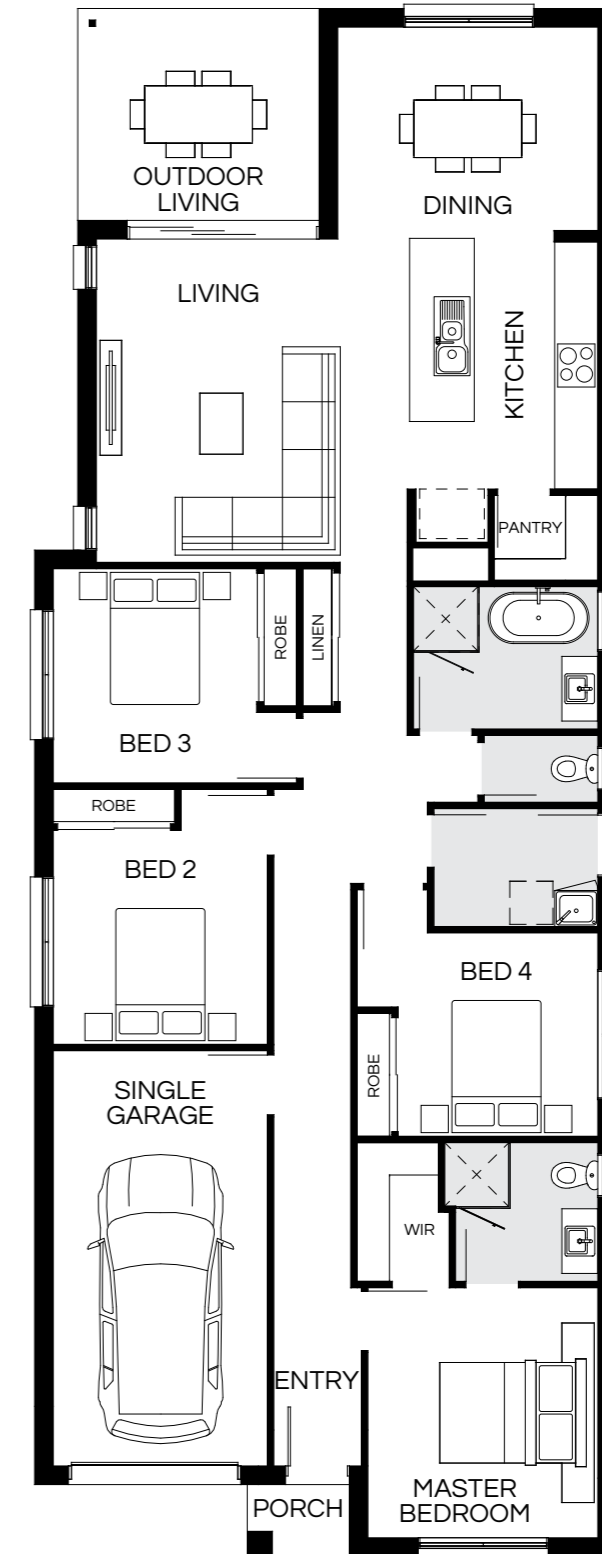


Master Bed	3500 x 3220	Dining	2890 x 2840	Outdoor	2600 x 3600	House Length	21.54m
Bed 2	3000 x 2800	Living	4020 x 3680			House Width	8.10m
Bed 3	2850 x 2850					House Area	154.97m <sup>2</sup> (16.68sq)
Bed 4	2700 x 3000					<b>Lot width</b>	<b>10m+</b>

Floorplan and lot width based on Designer facade. Floorplan is indicative only, conceptual in nature and subject to change without notice. Floorplan may depict features and/or other products which are not included in the house design, not included in the house price and/or not available from Coral Homes. All measurements are in millimetres unless otherwise stated. Floorplan measurements are approximate and are not to scale. Lot width is a guide only and may change due to developer covenants and Local Authority guidelines. For more information speak to your Coral Homes New Home Consultant. © Coral Homes Pty Ltd.

# Pinot 167N

4 | 1 | 2 | 1



Master Bed	3500 x 3220	Dining	2850 x 3640	Outdoor	2950 x 3360	House Length	21.55m
Bed 2	3070 x 3000	Living	4520 x 4370			House Width	8.10m
Bed 3	3000 x 2850					House Area	167.07m <sup>2</sup> (17.98sq)
Bed 4	2850 x 2800					<b>Lot width</b>	<b>10m+</b>

Floorplan and lot width based on Designer facade. Floorplan is indicative only, conceptual in nature and subject to change without notice. Floorplan may depict features and/or other products which are not included in the house design, not included in the house price and/or not available from Coral Homes. All measurements are in millimetres unless otherwise stated. Floorplan measurements are approximate and are not to scale. Lot width is a guide only and may change due to developer covenants and Local Authority guidelines. For more information speak to your Coral Homes New Home Consultant. © Coral Homes Pty Ltd.

# Pinot Facades

10m+ Lot Width

Mornington



Designer



Facade images shown are indicative only, conceptual in nature and subject to change. Facade images are to be used as a guide, may depict non-standard items and may not be house specific. Please obtain house specific drawings from your New Home Consultant to assist you in making your facade choice.



Photography depicts items such as homewares, furniture, finishes, landscaping and fencing and may depict items that are upgraded or not supplied by Coral Homes. Speak with your New Home Consultant for more details.

# San Marino Series

Find solace in the San Marino Series with five flexible floorplans to choose from, along with plenty of designer facades to bring the street appeal. The four-bedroom San Marino home is designed to fit 12m+ lot widths.



Scan to view series

San Marino – Harmony Estate, Palmview



Photography depicts items such as homewares, furniture, finishes, landscaping and fencing and may depict items that are upgraded or not supplied by Coral Homes. Speak with your New Home Consultant for more details.

San Marino (Calais Facade) – Harmony Estate, Palmview

On display



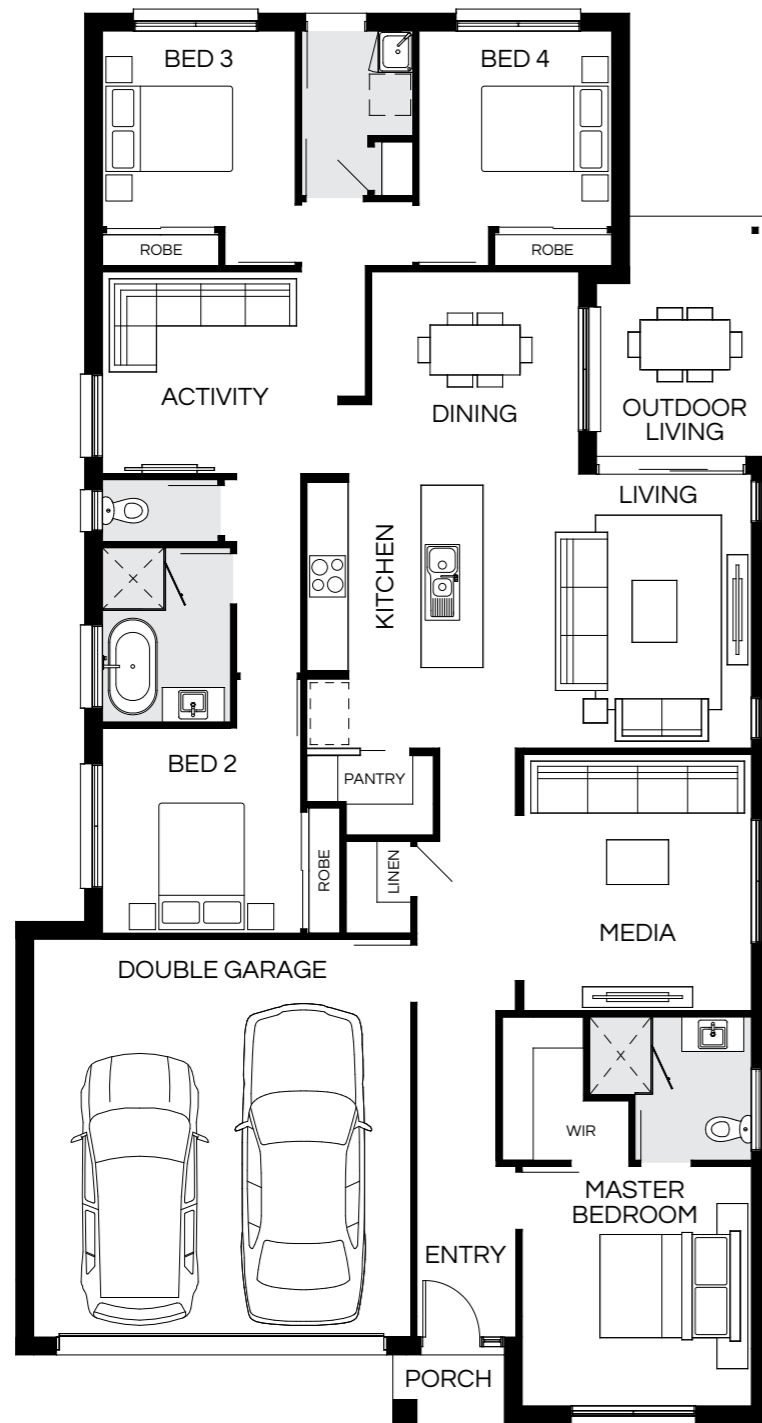
San Marino – Harmony Estate, Palmview



Photography depicts items such as homewares, furniture, finishes, landscaping and fencing and may depict items that are upgraded or not supplied by Coral Homes. Speak with your New Home Consultant for more details.

# San Marino 199N

4 | 3 | 2 | 2

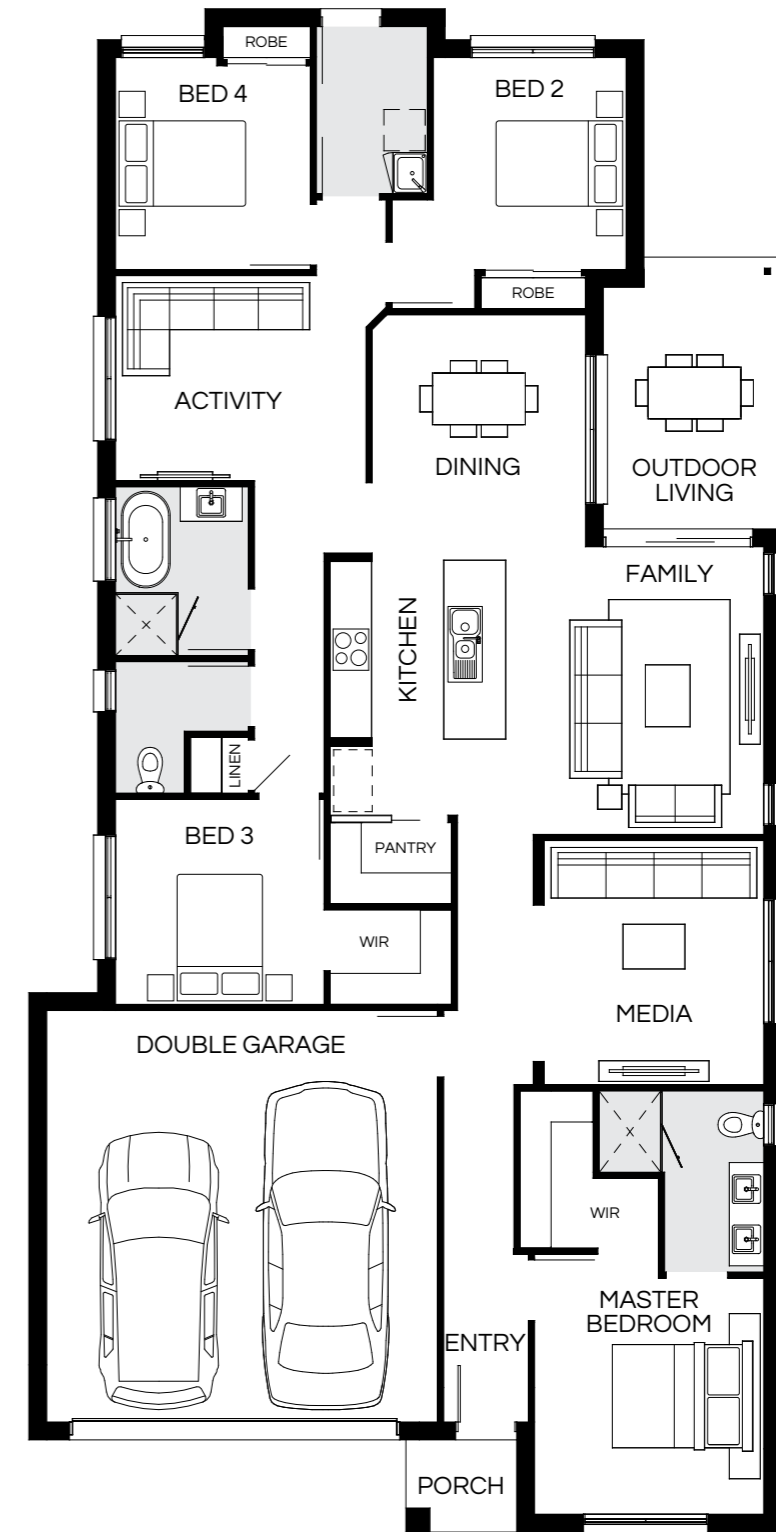


Master Bed	3500 x 3350	Activity	2950 x 3840	Outdoor	3490 x 2510	House Length	20.50m
Bed 2	3000 x 2900	Dining	3110 x 3030			House Width	10.95m
Bed 3	2860 x 2820	Living	4000 x 3910			House Area	199.81m <sup>2</sup> (21.51sq)
Bed 4	2860 x 2820	Media	3750 x 3325			<b>Lot width</b>	<b>12m+</b>

Floorplan and lot width based on Designer facade. Floorplan is indicative only, conceptual in nature and subject to change without notice. Floorplan may depict features and/or other products which are not included in the house design, not included in the house price and/or not available from Coral Homes. All measurements are in millimetres unless otherwise stated. Floorplan measurements are approximate and are not to scale. Lot width is a guide only and may change due to developer covenants and Local Authority guidelines. For more information speak to your Coral Homes New Home Consultant. © Coral Homes Pty Ltd.

# San Marino 211N

4 | 3 | 2 | 2



Master Bed	3450 x 3350	Activity	3000 x 3660	Outdoor	3950 x 2590	House Length	22.14m
Bed 2	3100 x 2820	Dining	3575 x 3120			House Width	10.94m
Bed 3	3000 x 3050	Family	4200 x 3760			House Area	211.35m <sup>2</sup> (22.75sq)
Bed 4	3100 x 2850	Media	3570 x 3210			<b>Lot width</b>	<b>12m+</b>

Floorplan and lot width based on Designer facade. Floorplan is indicative only, conceptual in nature and subject to change without notice. Floorplan may depict features and/or other products which are not included in the house design, not included in the house price and/or not available from Coral Homes. All measurements are in millimetres unless otherwise stated. Floorplan measurements are approximate and are not to scale. Lot width is a guide only and may change due to developer covenants and Local Authority guidelines. For more information speak to your Coral Homes New Home Consultant. © Coral Homes Pty Ltd.

San Marino – Harmony Estate, Palmview



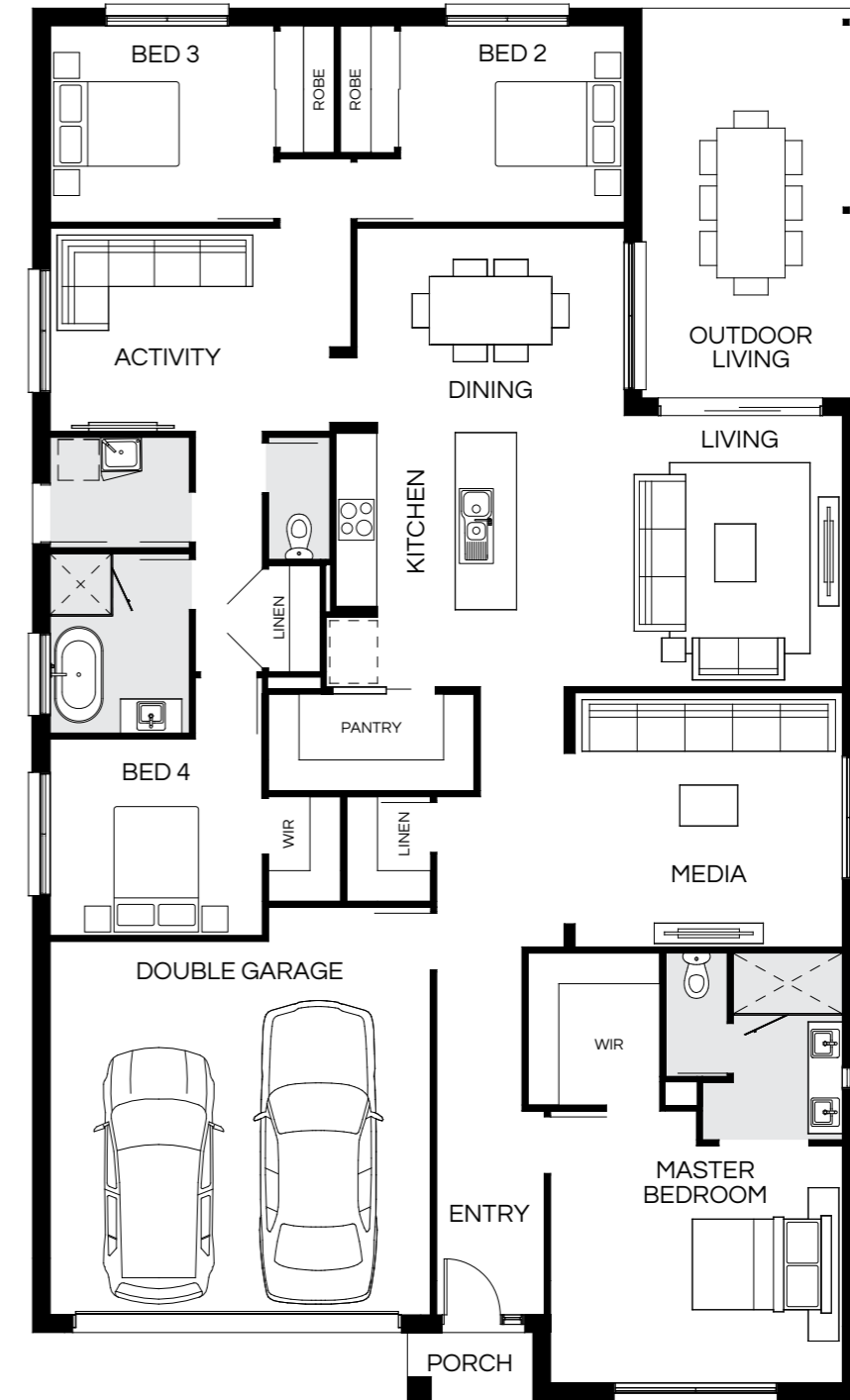
San Marino – Harmony Estate, Palmview



# San Marino 242N

Most popular

4 | 3 | 2 | 2



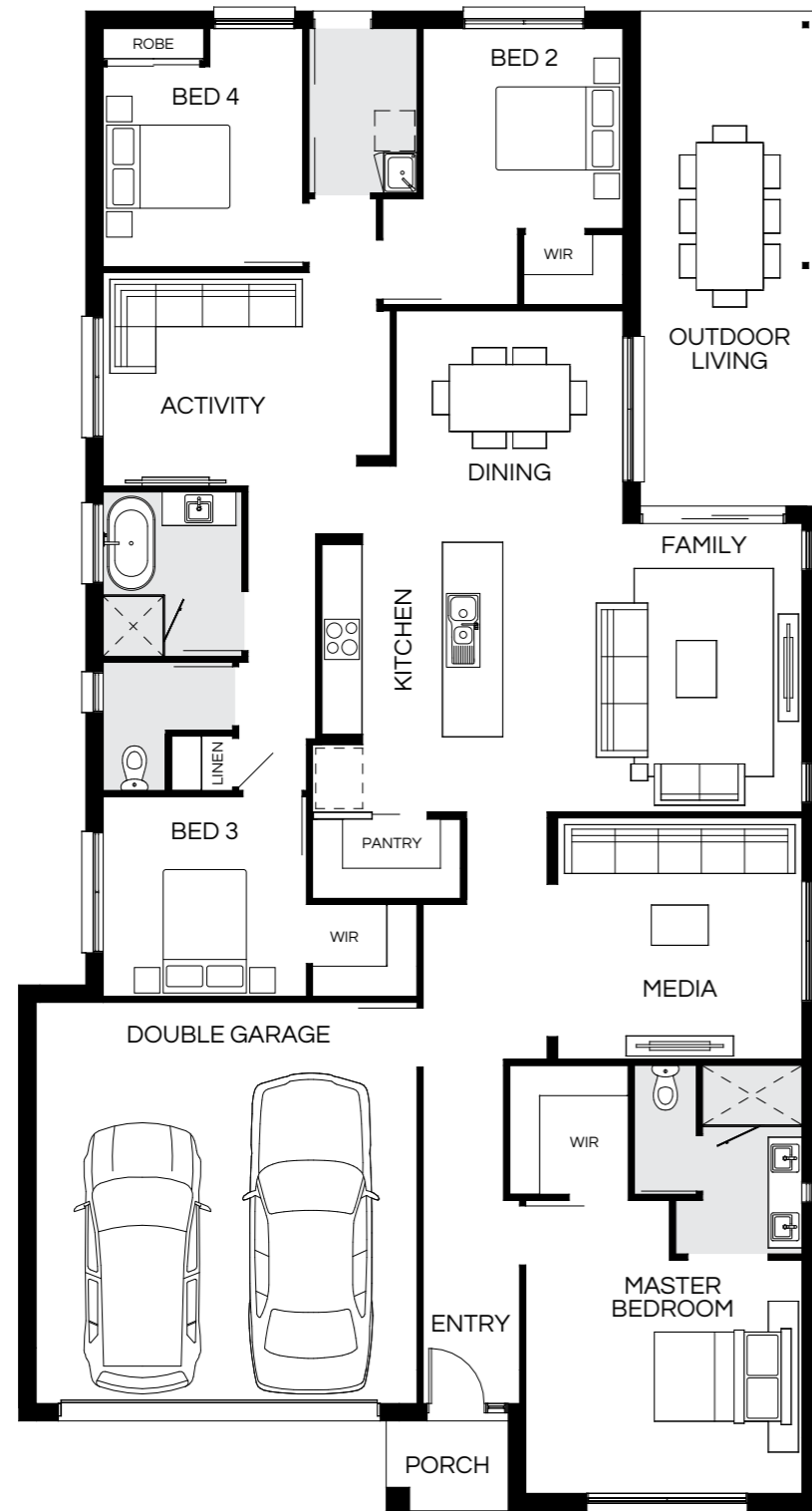
Master Bed	3500 x 4300	Activity	3000 x 4430	Outdoor	5720 x 3200	House Length	20.44m
Bed 2	2900 x 3300	Dining	2750 x 3940			House Width	12.14m
Bed 3	2900 x 3300	Living	4000 x 4790			House Area	242.64m <sup>2</sup> (26.12sq)
Bed 4	2900 x 3130	Media	3750 x 3940			<b>Lot width</b>	<b>14.5m+</b>

Floorplan and lot width based on Designer facade. Floorplan is indicative only, conceptual in nature and subject to change without notice. Floorplan may depict features and/or other products which are not included in the house design, not included in the house price and/or not available from Coral Homes. All measurements are in millimetres unless otherwise stated. Floorplan measurements are approximate and are not to scale. Lot width is a guide only and may change due to developer covenants and Local Authority guidelines. For more information speak to your Coral Homes New Home Consultant. © Coral Homes Pty Ltd.



# San Marino 245N

4 | 3 | 2 | 2



Master Bed	3500 x 4140	Activity	3200 x 4300	Outdoor	7380 x 2670	House Length	22.36m
Bed 2	3000 x 3000	Dining	3460 x 3400			House Width	11.94m
Bed 3	3000 x 3050	Family	4320 x 4470			House Area	245.11m <sup>2</sup> (26.38sq)
Bed 4	3000 x 3000	Media	3620 x 3660			<b>Lot width</b>	<b>13m<sup>+</sup></b>

Floorplan and lot width based on Designer facade. Floorplan is indicative only, conceptual in nature and subject to change without notice. Floorplan may depict features and/or other products which are not included in the house design, not included in the house price and/or not available from Coral Homes. All measurements are in millimetres unless otherwise stated. Floorplan measurements are approximate and are not to scale. Lot width is a guide only and may change due to developer covenants and Local Authority guidelines. For more information speak to your Coral Homes New Home Consultant. © Coral Homes Pty Ltd.

# San Marino 258N

4 | 3 | 2 | 2



Master Bed	3650 x 4440	Activity	3300 x 4300	Outdoor	7440 x 3070	House Length	22.79m
Bed 2	3000 x 3000	Dining	3380 x 3400			House Width	12.34m
Bed 3	3120 x 3050	Family	4420 x 4870			House Area	258.26m <sup>2</sup> (27.80sq)
Bed 4	3060 x 3000	Media	3700 x 3960			<b>Lot width</b>	<b>13.5m<sup>+</sup></b>

Floorplan and lot width based on Designer facade. Floorplan is indicative only, conceptual in nature and subject to change without notice. Floorplan may depict features and/or other products which are not included in the house design, not included in the house price and/or not available from Coral Homes. All measurements are in millimetres unless otherwise stated. Floorplan measurements are approximate and are not to scale. Lot width is a guide only and may change due to developer covenants and Local Authority guidelines. For more information speak to your Coral Homes New Home Consultant. © Coral Homes Pty Ltd.

# San Marino Facades

12m+ Lot Width



Scan  
to view  
full facade  
range

Hamptons



East Hamptons



Coastal



Mornington



St Kilda



Designer



Facade images shown are indicative only, conceptual in nature and subject to change. Facade images are to be used as a guide, may depict non-standard items and may not be house specific. Please obtain house specific drawings from your New Home Consultant to assist you in making your facade choice.

Facade images shown are indicative only, conceptual in nature and subject to change. Facade images are to be used as a guide, may depict non-standard items and may not be house specific. Please obtain house specific drawings from your New Home Consultant to assist you in making your facade choice.

# Santorini Series

The spacious Santorini Series makes family living easy, featuring several open-plan living areas, four bedrooms and a beautiful alfresco for entertaining. Plus, the Santorini Series cleverly features a kids activity room near the main living space, a feature our customers love. Choose from various facade options to complement the layout.



Scan to view series

Santorini (Hamptons Facade) – HomeWorld Thornton

On display



Santorini – HomeWorld Thornton



Santorini – HomeWorld Thornton



# Santorini 209N

4 | 3 | 2 | 2

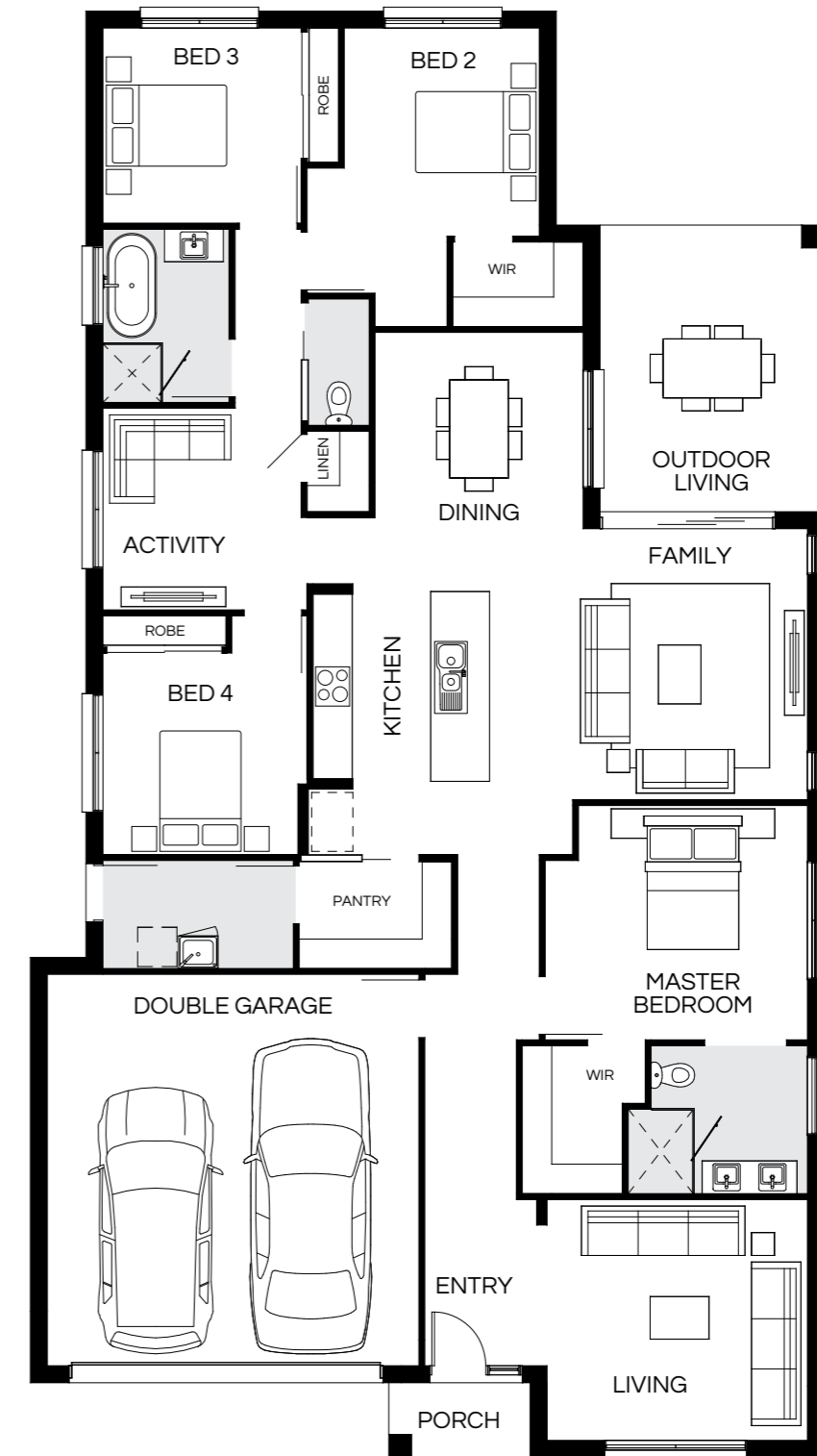


Master Bed	3500 x 3450	Activity	3000 x 3050	Outdoor	3370 x 2760	House Length	21.80m
Bed 2	3000 x 3000	Dining	3560 x 3020			House Width	11.29m
Bed 3	2900 x 3050	Family	4020 x 4160			House Area	209.81m <sup>2</sup> (22.58sq)
Bed 4	3000 x 3000	Living	3520 x 3470			<b>Lot width</b>	<b>12.5m<sup>+</sup></b>

Floorplan and lot width based on Designer facade. Floorplan is indicative only, conceptual in nature and subject to change without notice. Floorplan may depict features and/or other products which are not included in the house design, not included in the house price and/or not available from Coral Homes. All measurements are in millimetres unless otherwise stated. Floorplan measurements are approximate and are not to scale. Lot width is a guide only and may change due to developer covenants and Local Authority guidelines. For more information speak to your Coral Homes New Home Consultant. © Coral Homes Pty Ltd.

# Santorini 236N

4 | 3 | 2 | 2

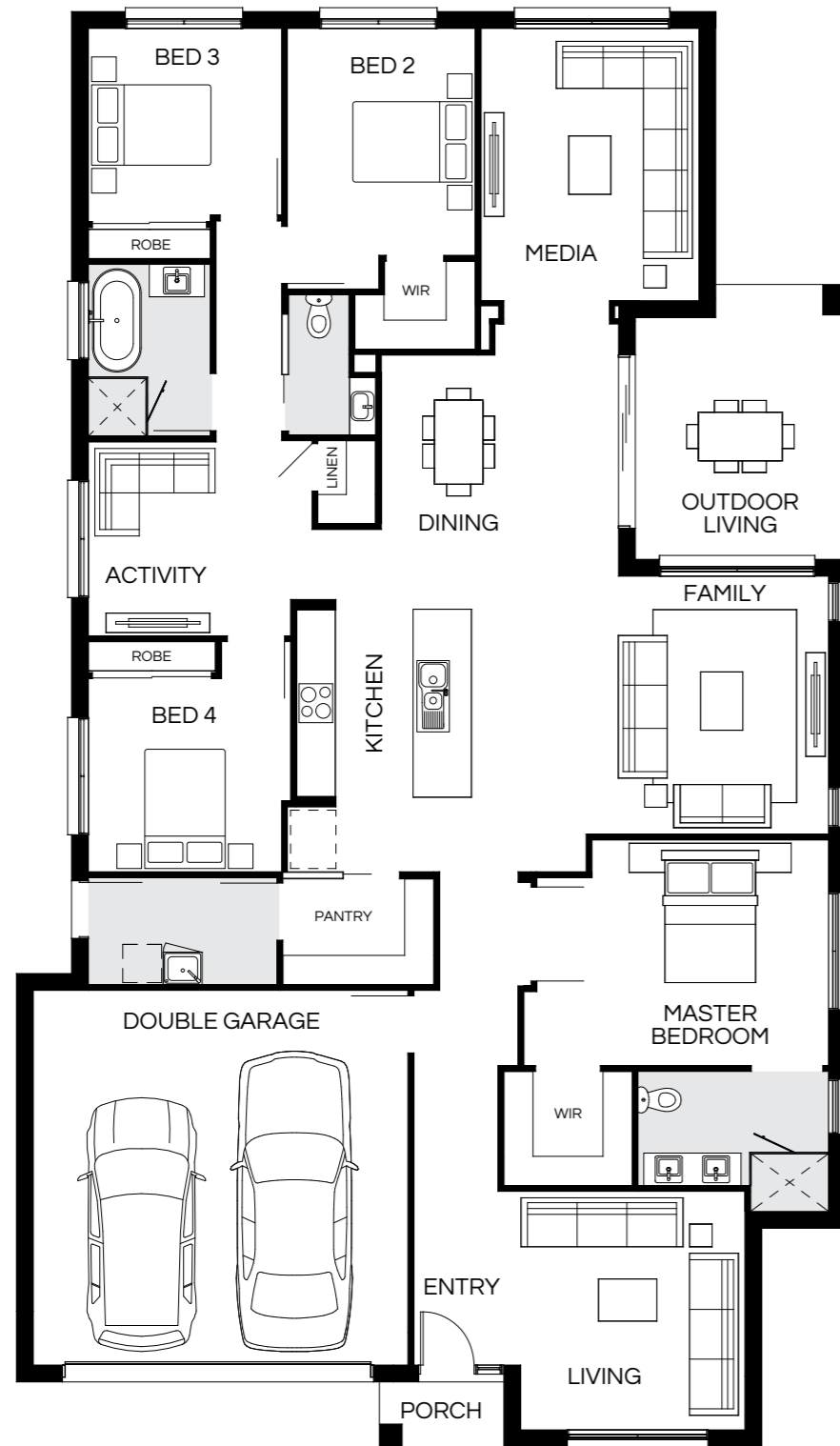


Master Bed	3600 x 4030	Activity	3100 x 3140	Outdoor	4380 x 3430	House Length	22.10m
Bed 2	3200 x 3000	Dining	3970 x 3200			House Width	12.14m
Bed 3	3000 x 3050	Family	4160 x 4870			House Area	236.34m <sup>2</sup> (25.44sq)
Bed 4	3100 x 3000	Living	3700 x 4000			<b>Lot width</b>	<b>13.5m<sup>+</sup></b>

Floorplan and lot width based on Designer facade. Floorplan is indicative only, conceptual in nature and subject to change without notice. Floorplan may depict features and/or other products which are not included in the house design, not included in the house price and/or not available from Coral Homes. All measurements are in millimetres unless otherwise stated. Floorplan measurements are approximate and are not to scale. Lot width is a guide only and may change due to developer covenants and Local Authority guidelines. For more information speak to your Coral Homes New Home Consultant. © Coral Homes Pty Ltd.

# Santorini 252N

4 | 4 | 2.5 | 2



Master Bed	3500 x 4520	Activity	3010 x 3470	Media	4220 x 3380	House Length	22.14m
Bed 2	3520 x 2920	Dining	3930 x 3680	Outdoor	4240 x 3240	House Width	12.79m
Bed 3	3000 x 3000	Family	4000 x 5520			House Area	252.20m <sup>2</sup> (27.15sq)
Bed 4	3000 x 3140	Living	3700 x 3480			<b>Lot width</b>	<b>14m+</b>

Floorplan and lot width based on Designer facade. Floorplan is indicative only, conceptual in nature and subject to change without notice. Floorplan may depict features and/or other products which are not included in the house design, not included in the house price and/or not available from Coral Homes. All measurements are in millimetres unless otherwise stated. Floorplan measurements are approximate and are not to scale. Lot width is a guide only and may change due to developer covenants and Local Authority guidelines. For more information speak to your Coral Homes New Home Consultant. © Coral Homes Pty Ltd.

Santorini – HomeWorld Thornton



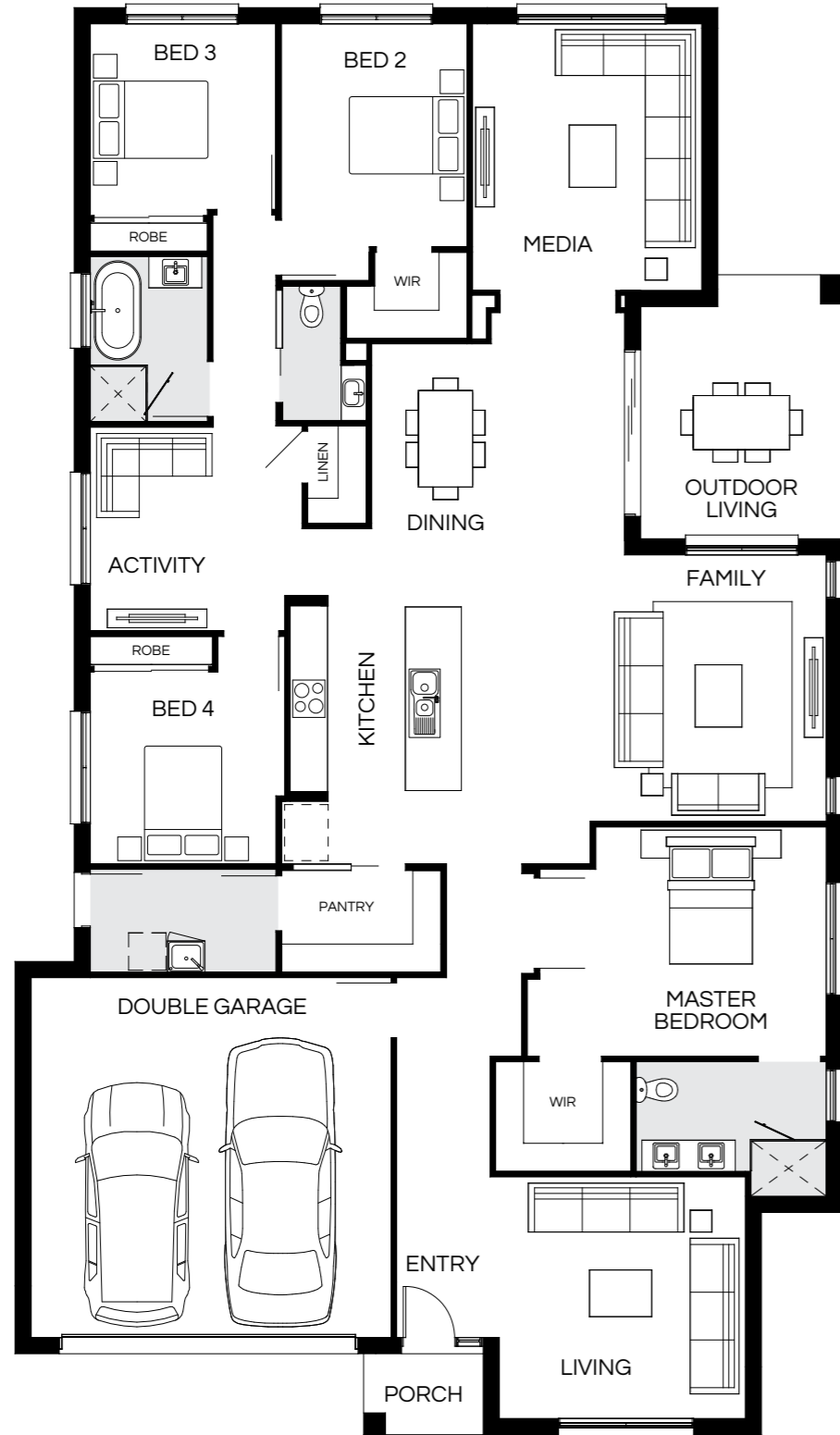
Santorini – HomeWorld Thornton



Photography depicts items such as homewares, furniture, finishes, landscaping and fencing and may depict items that are upgraded or not supplied by Coral Homes. Speak with your New Home Consultant for more details.

# Santorini 269N

4 | 4 | 2.5 | 2



Master Bed	3700 x 4620	Activity	3290 x 3420	Media	4300 x 3700	House Length	22.92m
Bed 2	3600 x 3000	Dining	4235 x 4080	Outdoor	4240 x 3240	House Width	13.29m
Bed 3	3100 x 3000	Family	4300 x 5870			House Area	269.56m <sup>2</sup> (29.02sq)
Bed 4	3100 x 3140	Living	3900 x 3970			<b>Lot width</b>	<b>14.5m+</b>

Floorplan and lot width based on Designer facade. Floorplan is indicative only, conceptual in nature and subject to change without notice. Floorplan may depict features and/or other products which are not included in the house design, not included in the house price and/or not available from Coral Homes. All measurements are in millimetres unless otherwise stated. Floorplan measurements are approximate and are not to scale. Lot width is a guide only and may change due to developer covenants and Local Authority guidelines. For more information speak to your Coral Homes New Home Consultant. © Coral Homes Pty Ltd.

# Santorini 286N

4 | 4 | 2.5 | 2



Master Bed	4200 x 4000	Activity	3420 x 4310	Media	3940 x 4370	House Length	22.55m
Bed 2	3200 x 3200	Dining	3730 x 3890	Outdoor	4140 x 3520	House Width	13.44m
Bed 3	3200 x 3560	Family	4000 x 3520			House Area	286.92m <sup>2</sup> (30.88sq)
Bed 4	3520 x 3160	Living	3750 x 4430			<b>Lot width</b>	<b>15.5m+</b>

Floorplan and lot width based on Designer facade. Floorplan is indicative only, conceptual in nature and subject to change without notice. Floorplan may depict features and/or other products which are not included in the house design, not included in the house price and/or not available from Coral Homes. All measurements are in millimetres unless otherwise stated. Floorplan measurements are approximate and are not to scale. Lot width is a guide only and may change due to developer covenants and Local Authority guidelines. For more information speak to your Coral Homes New Home Consultant. © Coral Homes Pty Ltd.

# Santorini Facades

12.5m+ Lot Width



Scan  
to view  
full facade  
range

East Hamptons Display Facade



Shoreline



Hamptons Display Facade



St Kilda



Mornington



Designer



Facade images shown are indicative only, conceptual in nature and subject to change. Facade images are to be used as a guide, may depict non-standard items and may not be house specific. Please obtain house specific drawings from your New Home Consultant to assist you in making your facade choice.

Facade images shown are indicative only, conceptual in nature and subject to change. Facade images are to be used as a guide, may depict non-standard items and may not be house specific. Please obtain house specific drawings from your New Home Consultant to assist you in making your facade choice.

# Highlands Series

Acreage  
design

A contemporary take on acreage living, the Highlands Series is a collection of spacious single storey home designs built for wider blocks of land. With a large alfresco area and three main living spaces, the Highlands Series floorplans have an open-plan flow that brings the outside in.



Scan to view series



Highlands (Lodge Facade) – Everleigh Estate, Greenbank

On  
display





# Highlands 256N

4 | 3 | 2 | 2



Master Bed	3580 x 3600	Activity	3620 x 3000	Outdoor	2700 x 5000	House Length	15.195m
Bed 2	3820 x 3000	Dining	2770 x 4480			House Width	23.92m
Bed 3	2900 x 3000	Living	3820 x 4590			House Area	256.77m <sup>2</sup> (27.64sq)
Bed 4	3020 x 3000	Media	3750 x 3620			<b>Lot width</b>	<b>28m+</b>

Floorplan and lot width based on Designer facade. Floorplan is indicative only, conceptual in nature and subject to change without notice. Floorplan may depict features and/or other products which are not included in the house design, not included in the house price and/or not available from Coral Homes. All measurements are in millimetres unless otherwise stated. Floorplan measurements are approximate and are not to scale. Lot width is a guide only and may change due to developer covenants and Local Authority guidelines. For more information speak to your Coral Homes New Home Consultant. © Coral Homes Pty Ltd.

# Highlands 281N

4 | 3 | 2.5 | 2

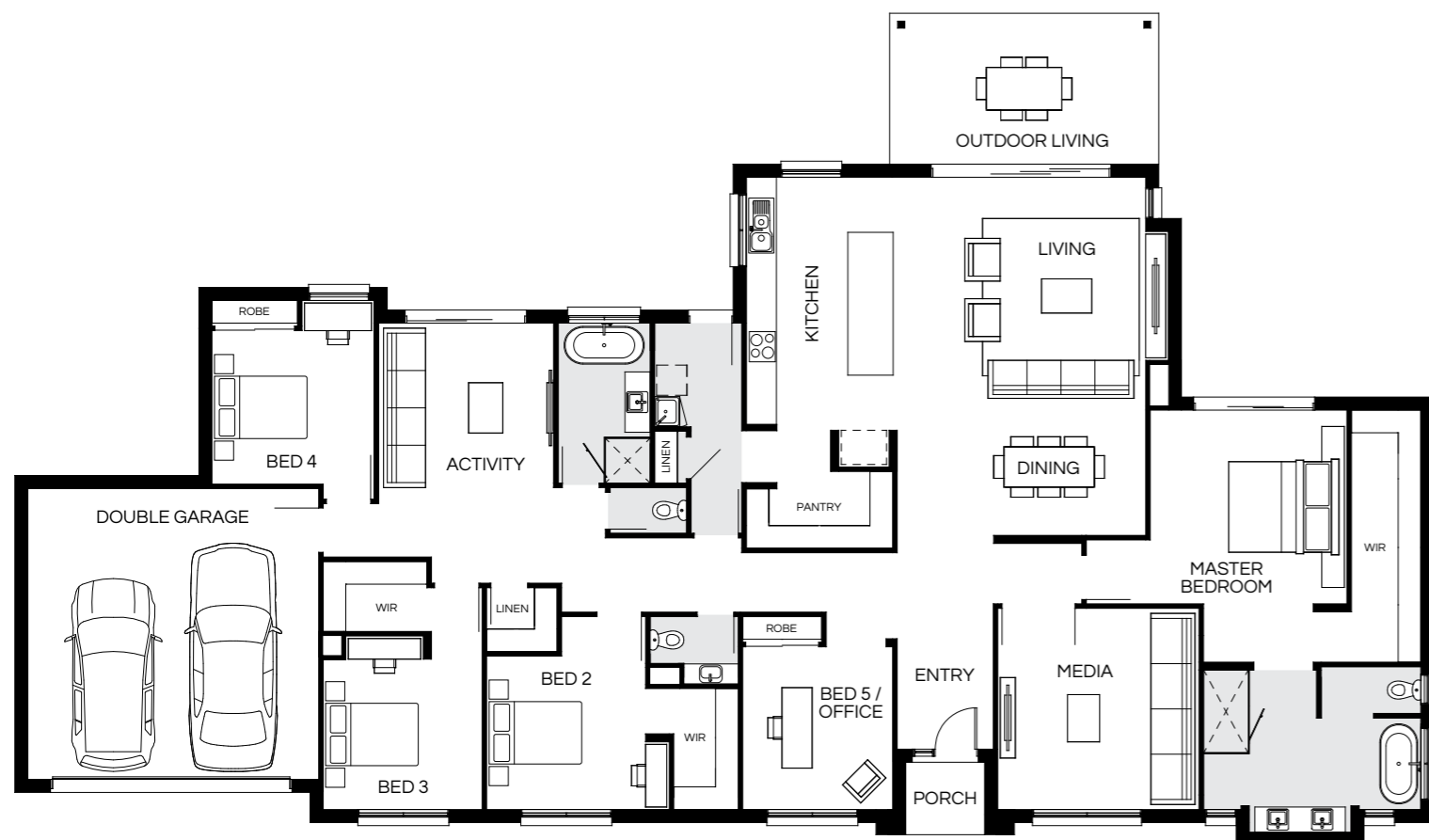


Master Bed	3880 x 3780	Activity	3820 x 3770	Outdoor	2900 x 5200	House Length	16.145m
Bed 2	3120 x 3130	Dining	2850 x 4800			House Width	24.63m
Bed 3	3000 x 3130	Living	4180 x 4800			House Area	281.02m <sup>2</sup> (30.25sq)
Bed 4	3220 x 3390	Media	3850 x 4000			<b>Lot width</b>	<b>29m+</b>

Floorplan and lot width based on Designer facade. Floorplan is indicative only, conceptual in nature and subject to change without notice. Floorplan may depict features and/or other products which are not included in the house design, not included in the house price and/or not available from Coral Homes. All measurements are in millimetres unless otherwise stated. Floorplan measurements are approximate and are not to scale. Lot width is a guide only and may change due to developer covenants and Local Authority guidelines. For more information speak to your Coral Homes New Home Consultant. © Coral Homes Pty Ltd.

# Highlands 308N

5 | 3 | 2.5 | 2



Master Bed	3870 x 3930	Activity	4670 x 3500	Outdoor	3000 x 5350	House Length	16.54m
Bed 2	3070 x 3180	Dining	2940 x 4960			House Width	28.21m
Bed 3	3000 x 3180	Living	4200 x 5030			House Area	308.08m <sup>2</sup> (33.16sq)
Bed 4	3070 x 3240	Media	4020 x 4020			<b>Lot width</b>	<b>32.5m<sup>+</sup></b>
Bed 5 / Office	3255 x 3000						

Floorplan and lot width based on Designer facade. Floorplan is indicative only, conceptual in nature and subject to change without notice. Floorplan may depict features and/or other products which are not included in the house design, not included in the house price and/or not available from Coral Homes. All measurements are in millimetres unless otherwise stated. Floorplan measurements are approximate and are not to scale. Lot width is a guide only and may change due to developer covenants and Local Authority guidelines. For more information speak to your Coral Homes New Home Consultant. © Coral Homes Pty Ltd.



Highlands – Everleigh Estate, Greenbank



Highlands – Everleigh Estate, Greenbank

Photography depicts items such as homewares, furniture, finishes, landscaping and fencing and may depict items that are upgraded or not supplied by Coral Homes. Speak with your New Home Consultant for more details.

Highlands – Everleigh Estate, Greenbank



Highlands – Everleigh Estate, Greenbank



# Highlands 340N

5 | 3 | 2.5 | 2

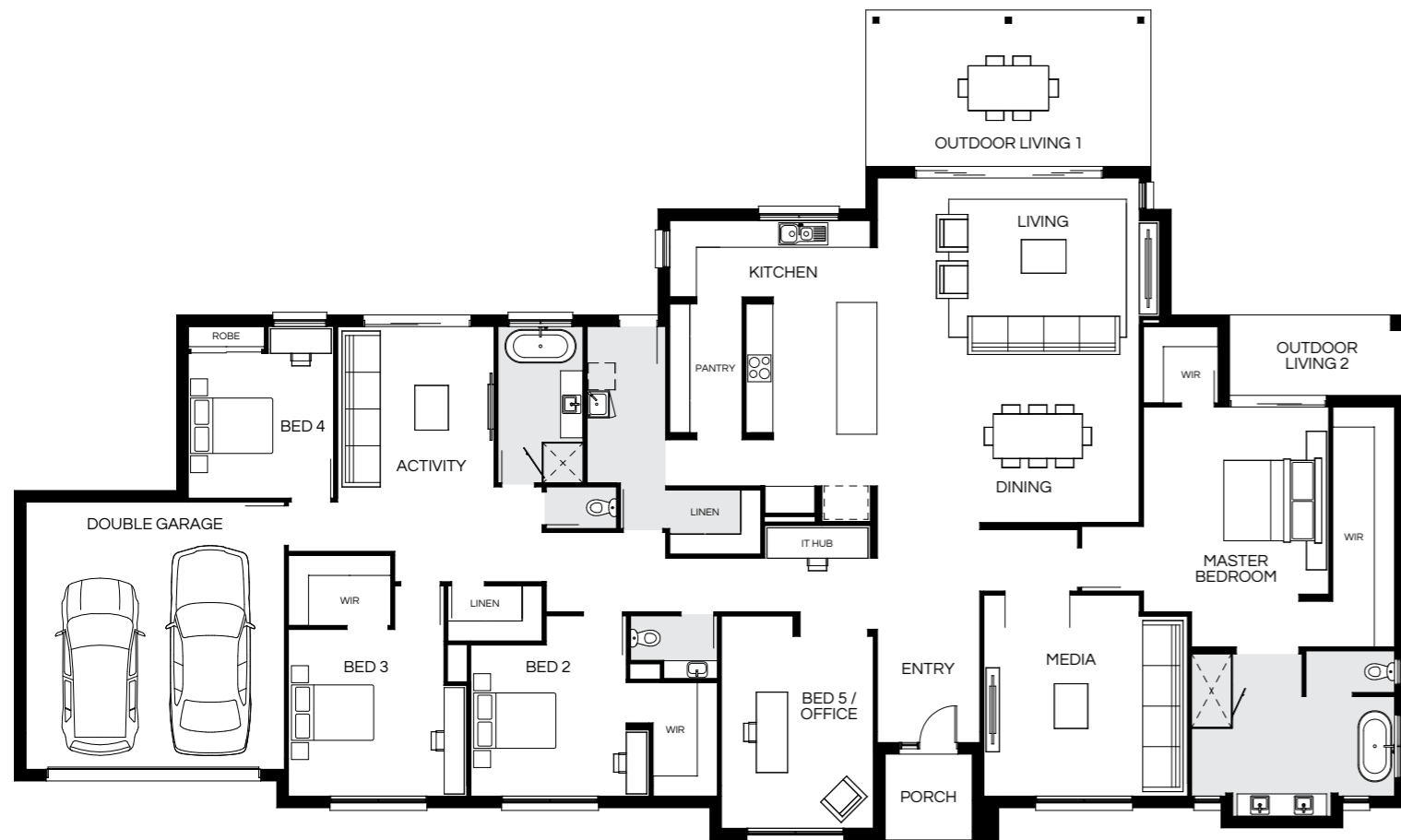


Master Bed	3990 x 4110	Activity	4685 x 3460	Outdoor 1	3100 x 6290	House Length	17.83m
Bed 2	3130 x 3250	Dining	3030 x 5790	Outdoor 2	1580 x 4130	House Width	29.19m
Bed 3	3050 x 3200	Living	4800 x 5790			House Area	340.80m <sup>2</sup> (36.68sq)
Bed 4	3070 x 3320	Media	4520 x 4600			<b>Lot width</b>	<b>33.5m<sup>+</sup></b>
Bed 5 / Office	3250 x 3000						

Floorplan and lot width based on Designer facade. Floorplan is indicative only, conceptual in nature and subject to change without notice. Floorplan may depict features and/or other products which are not included in the house design, not included in the house price and/or not available from Coral Homes. All measurements are in millimetres unless otherwise stated. Floorplan measurements are approximate and are not to scale. Lot width is a guide only and may change due to developer covenants and Local Authority guidelines. For more information speak to your Coral Homes New Home Consultant. © Coral Homes Pty Ltd.

# Highlands 387N

5 | 3 | 2.5 | 2



Master Bed	4610 x 4170	Activity	5050 x 3520	Outdoor 1	3500 x 6380	House Length	18.575m
Bed 2	3400 x 3500	Dining	3100 x 5880	Outdoor 2	1800 x 3950	House Width	31.14m
Bed 3	3750 x 3500	Living	4630 x 5880			House Area	387.21m <sup>2</sup> (41.68sq)
Bed 4	3260 x 3270	Media	4520 x 4580			<b>Lot width</b>	<b>35m+</b>
Bed 5 / Office	4315 x 3420						

Floorplan and lot width based on Designer facade. Floorplan is indicative only, conceptual in nature and subject to change without notice. Floorplan may depict features and/or other products which are not included in the house design, not included in the house price and/or not available from Coral Homes. All measurements are in millimetres unless otherwise stated. Floorplan measurements are approximate and are not to scale. Lot width is a guide only and may change due to developer covenants and Local Authority guidelines. For more information speak to your Coral Homes New Home Consultant. © Coral Homes Pty Ltd.



Highlands – Everleigh Estate, Greenbank



Highlands – Everleigh Estate, Greenbank

Photography depicts items such as homewares, furniture, finishes, landscaping and fencing and may depict items that are upgraded or not supplied by Coral Homes. Speak with your New Home Consultant for more details.

# Highlands Facades

32.5m+ Lot Width



Scan  
to view  
full facade  
range

Lodge Display Facade



Hamptons



East Hamptons



Designer



Facade images shown are indicative only, conceptual in nature and subject to change. Facade images are to be used as a guide, may depict non-standard items and may not be house specific. Please obtain house specific drawings from your New Home Consultant to assist you in making your facade choice.

Facade images shown are indicative only, conceptual in nature and subject to change. Facade images are to be used as a guide, may depict non-standard items and may not be house specific. Please obtain house specific drawings from your New Home Consultant to assist you in making your facade choice.

# Find Out More



## Website

Want to see more of our home designs?  
Visit our website [coralhomes.com.au](https://coralhomes.com.au)



## Virtual Village

Not enough time to visit our Estates?  
Take an online tour at [coralhomes.com.au/virtual-tours](https://coralhomes.com.au/virtual-tours)



## Social

Connect with us! We update our social network with the best home inspiration, new releases, offers and more!

# CORAL HOMES



# Why Coral Homes?

Our foundation is built on transparency, trust and exceptional customer service. Having built over 27,000 homes across three decades, our customers receive a fixed price guarantee, independent quality checks and so much more.



## 35 Years Experience

Providing a high level of quality, value for money, security and transparency, is why we are one of Australia's largest home builders today.



## Fixed Price Guarantee

We understand the financial commitments around building a home and provide you with peace of mind by offering contracts with a Fixed Price Guarantee\* upfront.



## Independent Quality Inspections

We have a stringent seven step Quality Assurance process to ensure we build each and every home to a high quality. This process includes an independent quality inspection.



## Award-Winning Home Builder

We're a proud two-time winner of the HIA Professional Major Builder Award, the industry's most prestigious award. We are also honoured to be named ProductReview winners for customer satisfaction for 2021, 2022 & 2024.

# CORAL HOMES

[coralhomes.com.au](http://coralhomes.com.au)

\*The fixed price guarantee is in respect to the cost of construction of your house and associated site works in accordance with the specifications of your contract. Coral Homes reserves the right to vary, terminate or suspend the operation of the Fixed Price Guarantee offer in its absolute discretion, without notice.