

# CORAL HOMES



Single Storey

Queensland



Grange – Yarrabilba Estate, Yarrabilba



Milan – Everleigh Estate, Greenbank



## Welcome

Browse through our collection of most-loved single storey homes to find your dream design.  
 Each spacious floorplan is available in multiple facades to suit your style.  
 To discover our full range of homes, visit [coralhomes.com.au](http://coralhomes.com.au)





*Discover our designs*












# Single Storey Collection – QLD

We've got a home design to suit your block of land and lifestyle.  
Discover the range.

Lot Width	Home Design					Page
14m+	Barcelona 247Q	4	2	2.5	2	6
14m+	Barcelona 261Q	4	2	2.5	2	7
14m+	Barcelona 269Q	4	3	2	2	8
16m+	Barcelona 280Q	4	3	2.5	2	10
14.5m+	Barcelona 295Q	4	3	2.5	2	11
16m+	Barcelona 297Q	4	3	2.5	2	13
15m+	Barcelona 299Q	4	3	2.5	2	14
16m+	Barcelona 307Q	4	3	2.5	2	15
12.5m+	Capri 179Q	4	1	2	2	20
12.5m+	Capri 190Q	4	2	2	2	21
12.5m+	Capri 205Q	4	3	2	2	22
12.5m+	Capri 216Q	4	3	2	2	24
12.5m+	Capri 224Q	4	3	2	2	25
12.5m+	Capri 238Q	4	3	2	2	27
12.5m+	Grange 190Q	4	2	2	2	32
12.5m+	Grange 205Q	4	2	2	2	33
12m+	Grange 215Q	4	3	2	2	34
12.5m+	Grange 224Q	4	3	2	2	36
14m+	Grange 230Q	4	3	2	2	37
14m+	Grange 258Q	4	3	2	2	39

Lot Width	Home Design					Page
12m+	Hamilton 182Q	4	1	2	2	46
12m+	Hamilton 196Q	4	2	2	2	47
12m+	Hamilton 203Q	4	2	2	2	49
12m+	Hamilton 204Q	4	2	2	2	50
12m+	Hamilton 217Q	4	2	2	2	51
12m+	Hamilton 218Q	4	2	2	2	52
12.5m+	Hamilton 222Q	4	2	2	2	53
12.5m+	Hamilton 224Q	4	2	2	2	54
12.5m+	Hamilton 226Q	4	2	2	2	56
12m+	Hamilton 232Q	4	3	2	2	57
12m+	Hamilton 234Q	4	3	2	2	58
12.5m+	Hamilton 236Q	4	3	2	2	59
12.8m+	Hamilton 242Q	4	3	2	2	61
15m+	Lagos 244Q	4	3	2.5	2	66
15.5m+	Lagos 263Q	4	3	2.5	2	67
16m+	Lagos 298Q	4	4	2.5	2	68
16m+	Lagos 311Q	4	4	2.5	2	69

Lot Width	Home Design					Page
14m+	Lisbon 223Q	4	2	2	2	74
15m+	Lisbon 231Q	4	2	2	2	75
16m+	Lisbon 253Q	4	3	2	2	77
16m+	Lisbon 269Q	4	3	2	2	78
15.5m+	Lisbon 275Q	4	3	2.5	2	79
16.5m+	Lisbon 286Q	4	3	2.5	2	80
16.5m+	Lisbon 292Q	4	4	2.5	2	81
16.5m+	Lisbon 293Q	4	3	2.5	2	82
17m+	Lisbon 315Q	4	4	2.5	2	83
12.5m+	Madrid 196Q	4	2	2	2	90
12m+	Madrid 205Q	4	2	2	2	91
12.5m+	Madrid 208Q	4	2	2	2	93
12.5m+	Madrid 214Q	4	2	2	2	94
12.5m+	Madrid 236Q	4	3	2.5	2	95
13m+	Madrid 240Q	4	3	2.5	2	96
12.5m+	Madrid 252Q	4	3	2.5	2	98
13.5m+	Madrid 259Q	4	3	2.5	2	99
15m+	Majorca 244Q	4	3	2.5	2	105
15m+	Majorca 262Q	4	3	2.5	2	106
15.5m+	Majorca 305Q	4	4	2.5	2	108
15.5m+	Majorca 321Q	4	4	2.5	2	109

Lot Width	Home Design					Page
12.5m+	Milan 208Q	4	2	2	2	114
12.5m+	Milan 220Q	4	3	2	2	115
12.5m+	Milan 232Q	4	3	2	2	117
14m+	Milan 249Q	4	3	2	2	118
14m+	Milan 269Q	4	3	2	2	119
12.5m+	Noosaville 226Q	4	2	2.5	2	126
12m+	Noosaville 228Q	4	2	2.5	2	127
13.5m+	Noosaville 239Q	4	2	2.5	2	129
12.5m+	Noosaville 240Q	4	2	2.5	2	130
13.5m+	Noosaville 252Q	4	2	2.5	2	133
12.5m+	Santorini 208Q	4	3	2	2	138
13.5m+	Santorini 227Q	4	3	2	2	139
14m+	Santorini 234Q	4	3	2	2	140
14m+	Santorini 250Q	4	4	2.5	2	142
14.5m+	Santorini 268Q	4	4	2	2	143
14.5m+	Santorini 276Q	4	4	2.5	2	145
<b>Acreage</b>						
28m+	Highlands 255Q	4	3	2	2	150
29m+	Highlands 279Q	4	3	2.5	2	151
32.5m+	Highlands 306Q	5	3	2.5	2	152
33.5m+	Highlands 338Q	5	3	2.5	2	155
35m+	Highlands 385Q	5	3	2.5	2	156



# Barcelona Series

New  
design  
series

Our ultra-functional Barcelona designs have four bedrooms, multiple living spaces and practical 'zoned' kids' bedrooms to keep up with the needs of your modern family. Make memories in the open-plan living, dining, kitchen and alfresco areas – your dream entertaining space.



Scan to view series

On  
display

Barcelona (Aspire Facade) – SkyRidge, Worongary



Barcelona – SkyRidge, Worongary



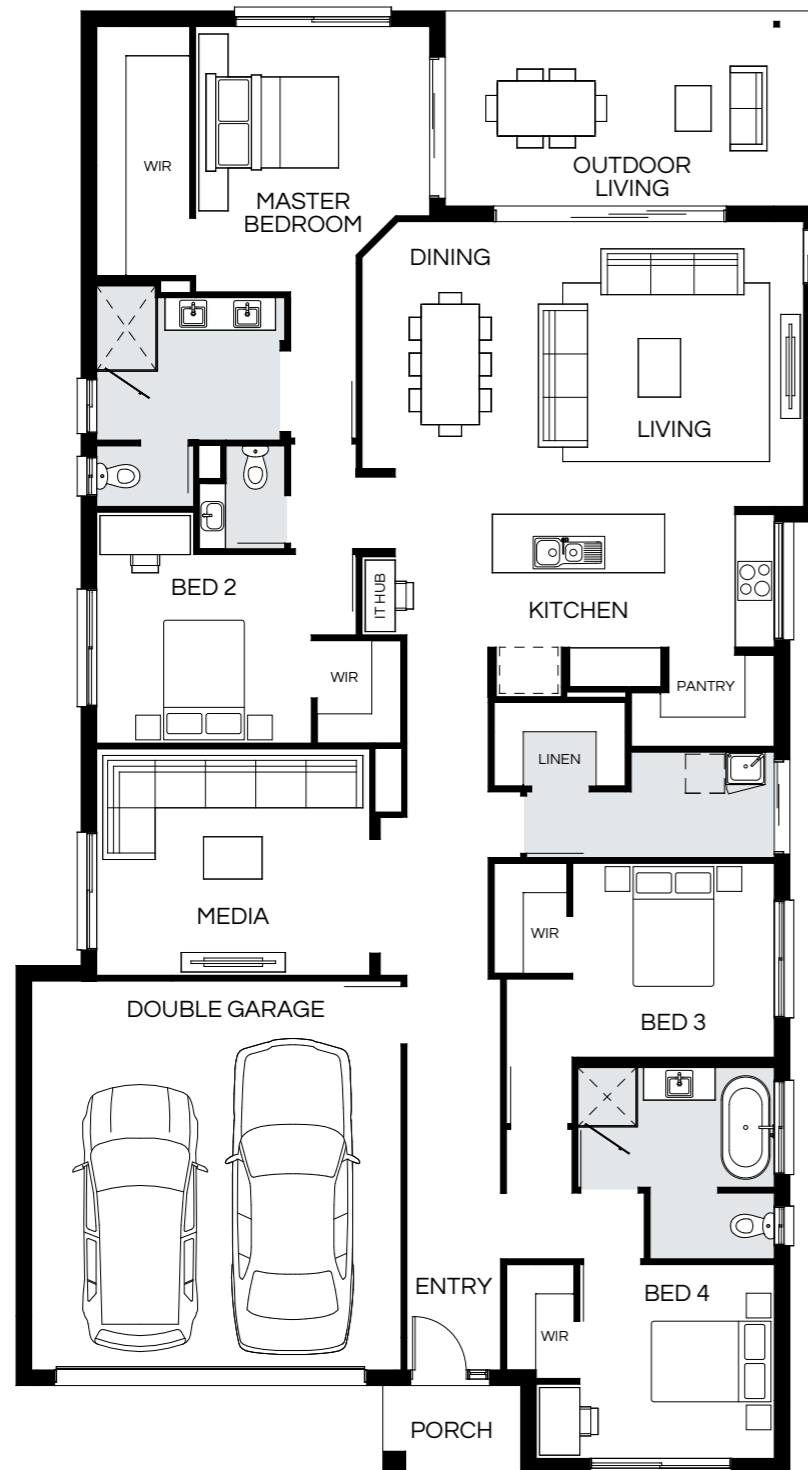
Barcelona – SkyRidge, Worongary





# Barcelona 247Q

4 | 2 | 2.5 | 2



Master Bed	4100 x 3620	Dining	3825 x 2810	Outdoor	3000 x 5300	House Length	22.50m
Bed 2	2920 x 3320	Living	4510 x 4000			House Width	12.35m
Bed 3	3000 x 3120	Media	3500 x 4220			House Area	247.58m <sup>2</sup> (26.65sq)
Bed 4	3000 x 3010					<b>Lot width</b>	<b>14m+</b>

Floorplan and lot width based on Designer facade. Floorplan is indicative only, conceptual in nature and subject to change without notice. Floorplan may depict features and/or other products which are not included in the house design, not included in the house price and/or not available from Coral Homes. All measurements are in millimetres unless otherwise stated. Floorplan measurements are approximate and are not to scale. Lot width is a guide only and may change due to developer covenants and Local Authority guidelines. For more information speak to your Coral Homes New Home Consultant. © Coral Homes Pty Ltd.

# Barcelona 261Q

4 | 2 | 2.5 | 2



Master Bed	4220 x 3820	Dining	3765 x 2810	Outdoor	3250 x 5650	House Length	23.20m
Bed 2	3120 x 3320	Living	4780 x 4000			House Width	12.35m
Bed 3	2980 x 3320	Media	3620 x 4320			House Area	261.45m <sup>2</sup> (28.14sq)
Bed 4	3000 x 3200					<b>Lot width</b>	<b>14m+</b>

Floorplan and lot width based on Designer facade. Floorplan is indicative only, conceptual in nature and subject to change without notice. Floorplan may depict features and/or other products which are not included in the house design, not included in the house price and/or not available from Coral Homes. All measurements are in millimetres unless otherwise stated. Floorplan measurements are approximate and are not to scale. Lot width is a guide only and may change due to developer covenants and Local Authority guidelines. For more information speak to your Coral Homes New Home Consultant. © Coral Homes Pty Ltd.



# Barcelona 269Q

4 | 3 | 2 | 2



Master Bed	3620 x 4150	Activity	3000 x 4210	Outdoor	2700 x 7470	House Length	23.52m
Bed 2	3000 x 3150	Dining	4500 x 3000			House Width	12.66m
Bed 3	3280 x 3020	Living	4500 x 3930			House Area	269.12m <sup>2</sup> (28.97sq)
Bed 4	2920 x 3310	Media	3500 x 4250			<b>Lot width</b>	<b>14m<sup>+</sup></b>

Floorplan and lot width based on Designer facade. Floorplan is indicative only, conceptual in nature and subject to change without notice. Floorplan may depict features and/or other products which are not included in the house design, not included in the house price and/or not available from Coral Homes. All measurements are in millimetres unless otherwise stated. Floorplan measurements are approximate and are not to scale. Lot width is a guide only and may change due to developer covenants and Local Authority guidelines. For more information speak to your Coral Homes New Home Consultant. © Coral Homes Pty Ltd.



Barcelona – SkyRidge, Worongary



Barcelona – SkyRidge, Worongary

Photography depicts items such as homewares, furniture, finishes, landscaping and fencing and may depict items that are upgraded or not supplied by Coral Homes. Speak with your New Home Consultant for more details.



# Barcelona 280Q

4 | 3 | 2.5 | 2

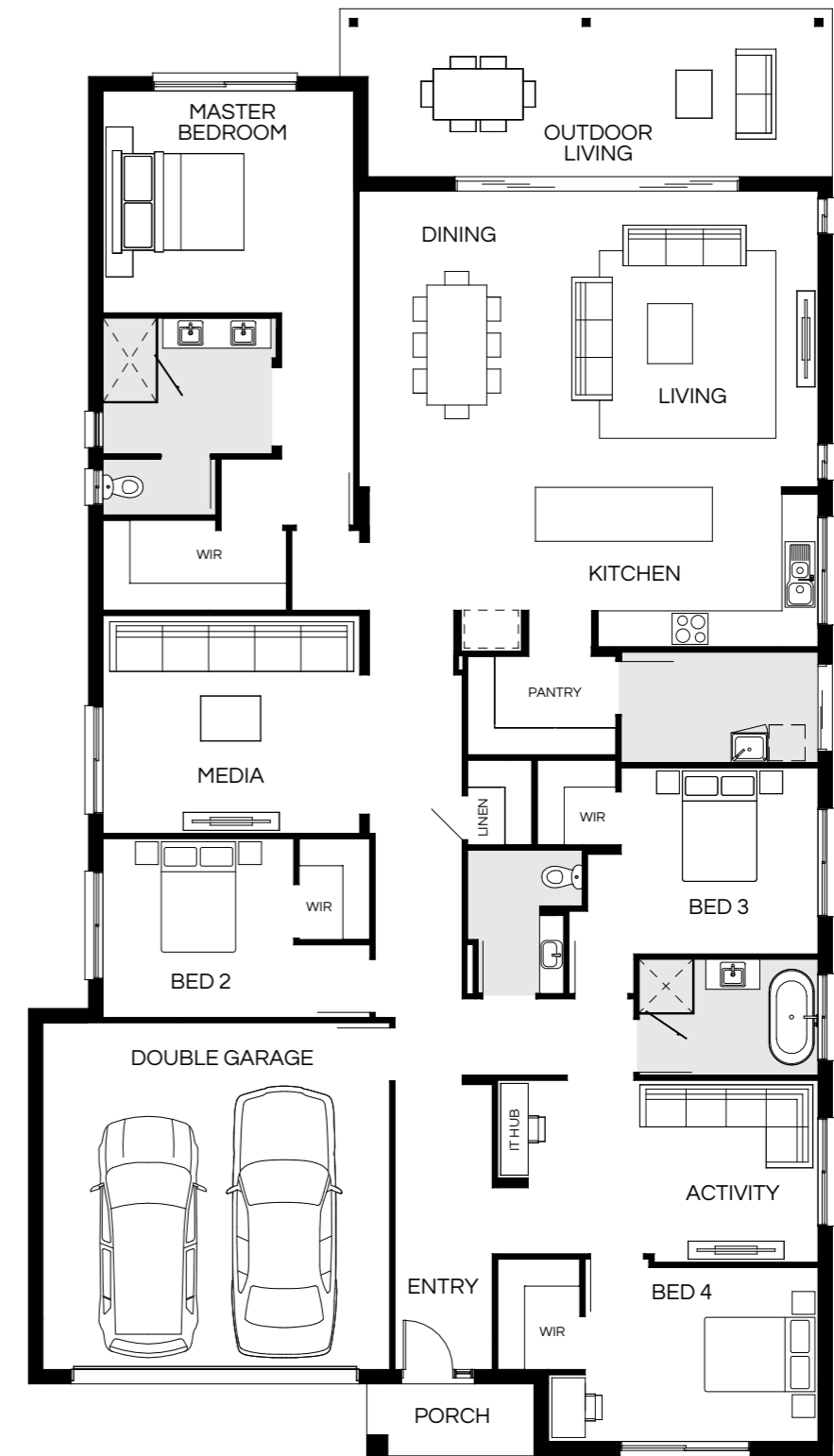


Master Bed	3620 x 4000	Activity	3000 x 4880	Outdoor	2800 x 5500	House Length	24.18m
Bed 2	3120 x 3890	Dining	4750 x 2900			House Width	13.75m
Bed 3	3010 x 2910	Living	4750 x 4690			House Area	280.63m <sup>2</sup> (30.21sq)
Bed 4	3010 x 2910	Media	3620 x 4100			<b>Lot width</b>	<b>16m+</b>

Floorplan and lot width based on Designer facade. Floorplan is indicative only, conceptual in nature and subject to change without notice. Floorplan may depict features and/or other products which are not included in the house design, not included in the house price and/or not available from Coral Homes. All measurements are in millimetres unless otherwise stated. Floorplan measurements are approximate and are not to scale. Lot width is a guide only and may change due to developer covenants and Local Authority guidelines. For more information speak to your Coral Homes New Home Consultant. © Coral Homes Pty Ltd.

# Barcelona 295Q

4 | 3 | 2.5 | 2



Master Bed	3720 x 4200	Activity	3050 x 4850	Outdoor	2800 x 8210	House Length	24.13m
Bed 2	3000 x 3200	Dining	4950 x 2840			House Width	13.40m
Bed 3	3120 x 3300	Living	4950 x 4670			House Area	295.17m <sup>2</sup> (31.77sq)
Bed 4	2920 x 3900	Media	3650 x 4300			<b>Lot width</b>	<b>14.5m+</b>

Floorplan and lot width based on Designer facade. Floorplan is indicative only, conceptual in nature and subject to change without notice. Floorplan may depict features and/or other products which are not included in the house design, not included in the house price and/or not available from Coral Homes. All measurements are in millimetres unless otherwise stated. Floorplan measurements are approximate and are not to scale. Lot width is a guide only and may change due to developer covenants and Local Authority guidelines. For more information speak to your Coral Homes New Home Consultant. © Coral Homes Pty Ltd.



Barcelona – SkyRidge, Worongary



# Barcelona 297Q

4 | 3 | 2.5 | 2

Barcelona – SkyRidge, Worongary



Master Bed	3620 x 4000	Activity	3000 x 4880	Outdoor	3000 x 8160	House Length	24.53m
Bed 2	3120 x 3890	Dining	4900 x 2950			House Width	14m
Bed 3	3010 x 3000	Living	4900 x 4750			House Area	297.76m <sup>2</sup> (32.05sq)
Bed 4	3010 x 3000	Media	3620 x 4300			<b>Lot width</b>	<b>16m+</b>

Floorplan and lot width based on Designer facade. Floorplan is indicative only, conceptual in nature and subject to change without notice. Floorplan may depict features and/or other products which are not included in the house design, not included in the house price and/or not available from Coral Homes. All measurements are in millimetres unless otherwise stated. Floorplan measurements are approximate and are not to scale. Lot width is a guide only and may change due to developer covenants and Local Authority guidelines. For more information speak to your Coral Homes New Home Consultant. © Coral Homes Pty Ltd.

On display

Most popular

# Barcelona 299Q

4 | 3 | 2.5 | 2



Master Bed	3870 x 4200	Activity	3050 x 4650	Outdoor	2800 x 7740	House Length	24.13m
Bed 2	3000 x 3200	Dining	4955 x 3000			House Width	13.40m
Bed 3	3120 x 3300	Living	4955 x 4670			House Area	299.90m <sup>2</sup> (32.28sq)
Bed 4	2920 x 3790	Media	3650 x 4300			<b>Lot width</b>	<b>15m+</b>

Floorplan and lot width based on Designer facade. Floorplan is indicative only, conceptual in nature and subject to change without notice. Floorplan may depict features and/or other products which are not included in the house design, not included in the house price and/or not available from Coral Homes. All measurements are in millimetres unless otherwise stated. Floorplan measurements are approximate and are not to scale. Lot width is a guide only and may change due to developer covenants and Local Authority guidelines. For more information speak to your Coral Homes New Home Consultant. © Coral Homes Pty Ltd.

# Barcelona 307Q

4 | 3 | 2.5 | 2



Master Bed	3820 x 4200	Activity	3000 x 4880	Outdoor	3000 x 7770	House Length	24.53m
Bed 2	3120 x 3890	Dining	4900 x 2950			House Width	14m
Bed 3	3010 x 3000	Living	4900 x 4750			House Area	307.43m <sup>2</sup> (33.09sq)
Bed 4	3010 x 3000	Media	3820 x 4300			<b>Lot width</b>	<b>16m+</b>

Floorplan and lot width based on Designer facade. Floorplan is indicative only, conceptual in nature and subject to change without notice. Floorplan may depict features and/or other products which are not included in the house design, not included in the house price and/or not available from Coral Homes. All measurements are in millimetres unless otherwise stated. Floorplan measurements are approximate and are not to scale. Lot width is a guide only and may change due to developer covenants and Local Authority guidelines. For more information speak to your Coral Homes New Home Consultant. © Coral Homes Pty Ltd.



# Barcelona Facades

14m+ Lot Width



Scan  
to view  
full facade  
range

Aspire Display Facade



Mornington



East Hamptons



Coastal



Shoreline



Designer





# Capri Series

The popular Capri Series is designed to fit neatly on a 12.5m+ lot width, without compromising on functional features. The open-plan kitchen, dining and living area is the perfect space for family to spend time together, while four bedrooms and a separate living space creates a private sanctuary. Select from a range of flexible floorplans and multiple facades.



Scan to view series

Capri (Hamptons Facade) – Everleigh Estate, Greenbank

On display



Capri – Everleigh Estate, Greenbank



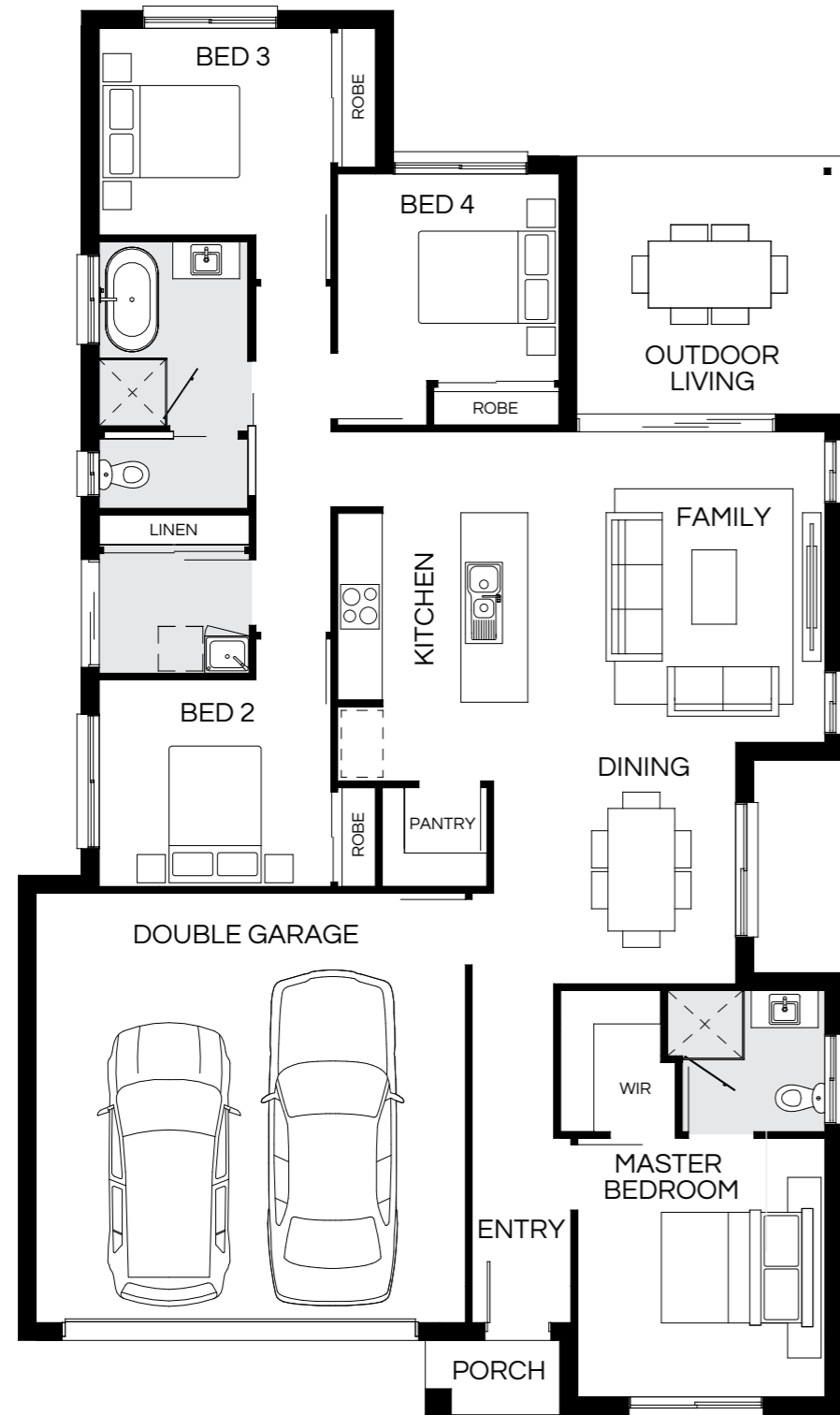
Capri – Everleigh Estate, Greenbank





# Capri 179Q

4 | 1 | 2 | 2

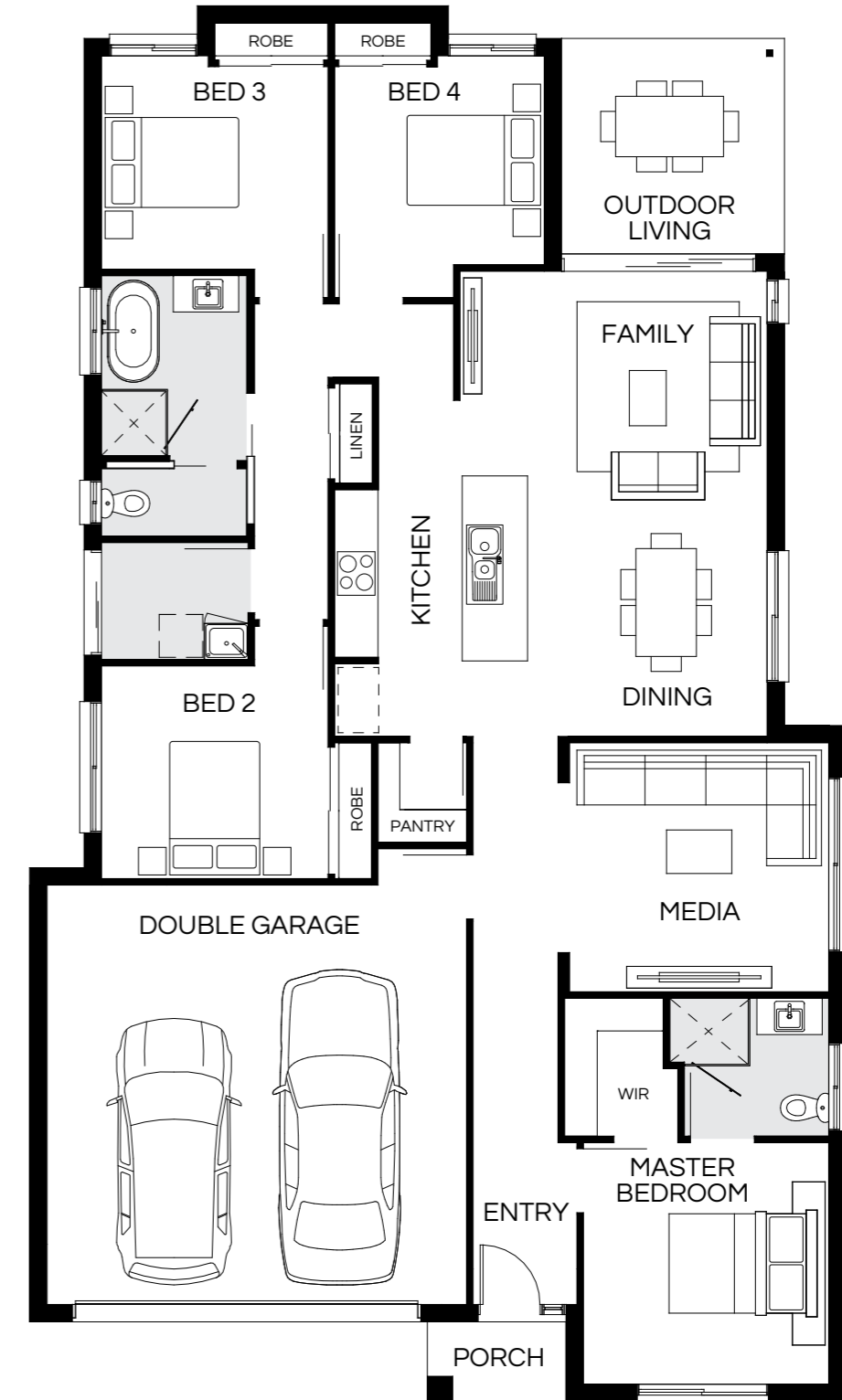


Master Bed	3500 x 3350	Dining	3250 x 3280	Outdoor	3470 x 3580	House Length	18.90m
Bed 2	2800 x 3140	Family	4200 x 4010			House Width	11.10m
Bed 3	2800 x 3140					House Area	179.13m <sup>2</sup> (19.28sq)
Bed 4	2800 x 3000					<b>Lot width</b>	<b>12.5m<sup>+</sup></b>

Floorplan and lot width based on Designer facade. Floorplan is indicative only, conceptual in nature and subject to change without notice. Floorplan may depict features and/or other products which are not included in the house design, not included in the house price and/or not available from Coral Homes. All measurements are in millimetres unless otherwise stated. Floorplan measurements are approximate and are not to scale. Lot width is a guide only and may change due to developer covenants and Local Authority guidelines. For more information speak to your Coral Homes New Home Consultant. © Coral Homes Pty Ltd.

# Capri 190Q

4 | 2 | 2 | 2

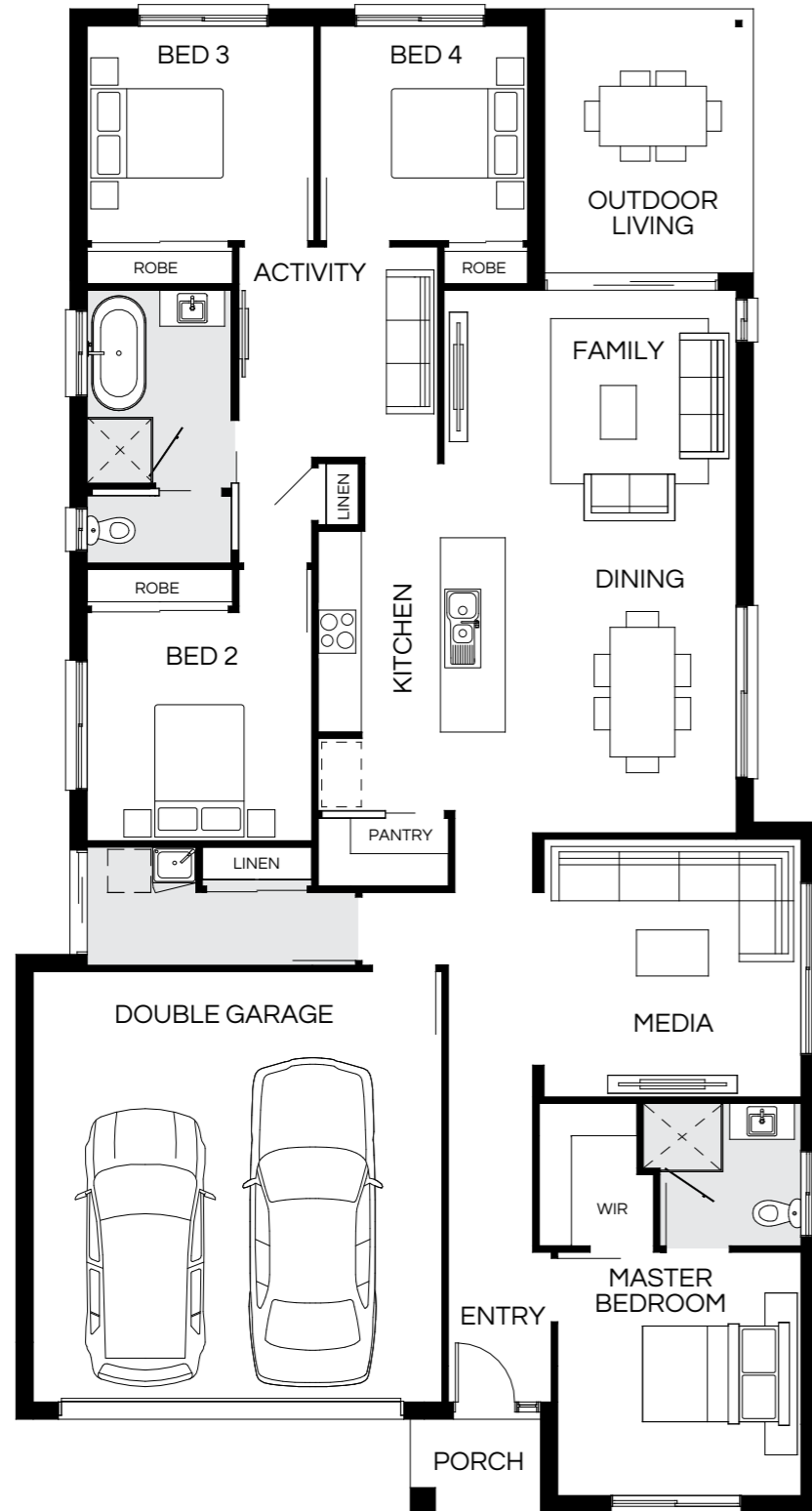


Master Bed	3350 x 3400	Dining	3000 x 3310	Outdoor	2970 x 3070	House Length	19.24m
Bed 2	2950 x 3140	Family	3430 x 4250			House Width	11.25m
Bed 3	2960 x 3140	Media	3450 x 3590			House Area	190.29m <sup>2</sup> (20.48sq)
Bed 4	2900 x 2910					<b>Lot width</b>	<b>12.5m<sup>+</sup></b>

Floorplan and lot width based on Designer facade. Floorplan is indicative only, conceptual in nature and subject to change without notice. Floorplan may depict features and/or other products which are not included in the house design, not included in the house price and/or not available from Coral Homes. All measurements are in millimetres unless otherwise stated. Floorplan measurements are approximate and are not to scale. Lot width is a guide only and may change due to developer covenants and Local Authority guidelines. For more information speak to your Coral Homes New Home Consultant. © Coral Homes Pty Ltd.


# Capri 205Q

4 | 3 | 2 | 2



Master Bed	3400 x 3400	Activity	2940 x 2780	Outdoor	3670 x 2900	House Length	20.90m
Bed 2	3190 x 3140	Dining	3500 x 3220			House Width	11.15m
Bed 3	3000 x 3170	Family	4060 x 4080			House Area	205.88m <sup>2</sup> (22.16sq)
Bed 4	3000 x 2900	Media	3600 x 3590			<b>Lot width</b>	<b>12.5m+</b>

Floorplan and lot width based on Designer facade. Floorplan is indicative only, conceptual in nature and subject to change without notice. Floorplan may depict features and/or other products which are not included in the house design, not included in the house price and/or not available from Coral Homes. All measurements are in millimetres unless otherwise stated. Floorplan measurements are approximate and are not to scale. Lot width is a guide only and may change due to developer covenants and Local Authority guidelines. For more information speak to your Coral Homes New Home Consultant. © Coral Homes Pty Ltd.



Capri – Everleigh Estate, Greenbank



Capri – Everleigh Estate, Greenbank

Photography depicts items such as homewares, furniture, finishes, landscaping and fencing and may depict items that are upgraded or not supplied by Coral Homes. Speak with your New Home Consultant for more details.



# Capri 216Q

4 | 3 | 2 | 2

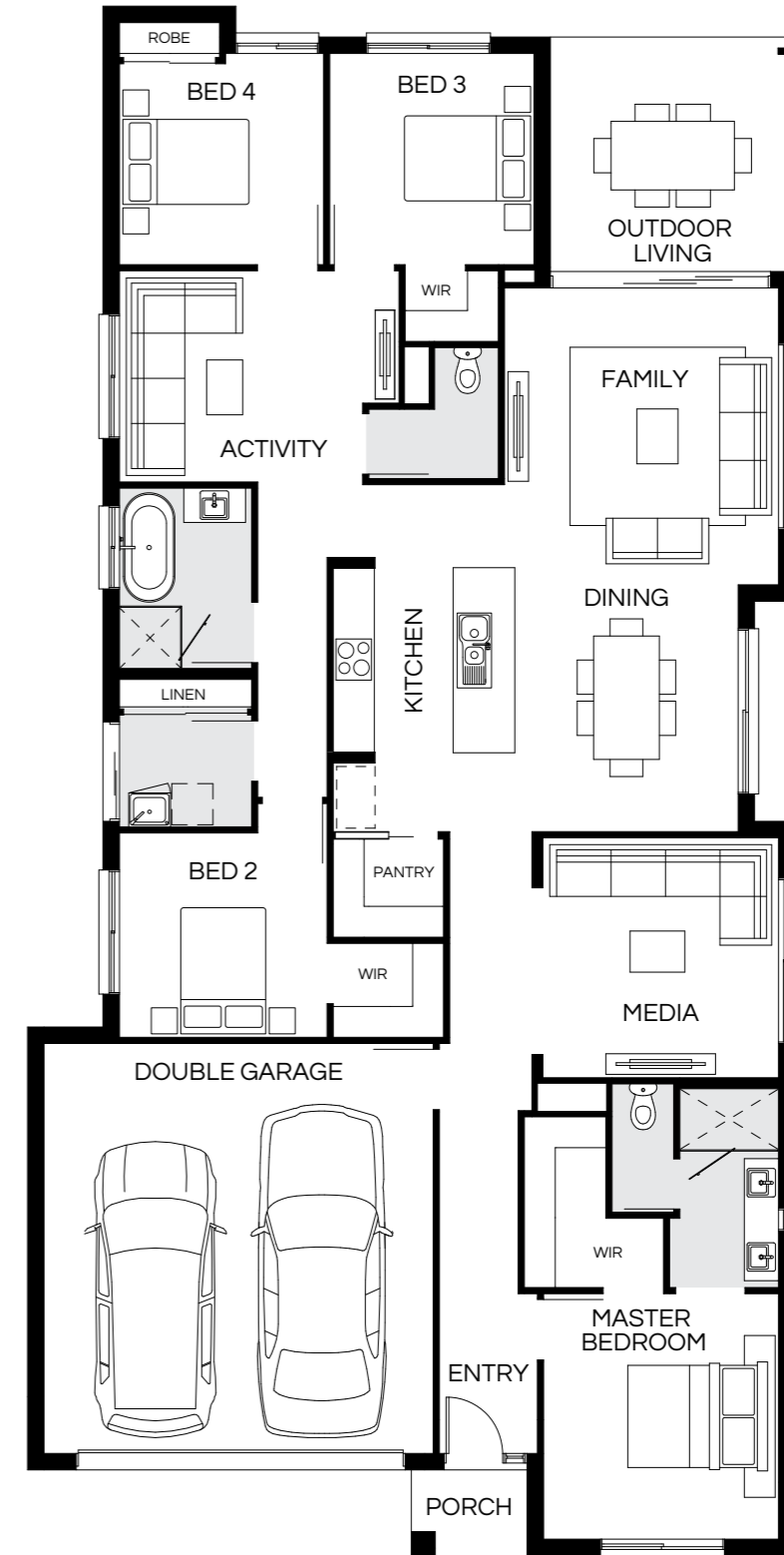


Master Bed	3520 x 3460	Activity	3040 x 3730	Outdoor	3230 x 3370	House Length	21.50m
Bed 2	3000 x 3050	Dining	3380 x 3560			House Width	11.25m
Bed 3	2850 x 3000	Family	3800 x 4100			House Area	216.29m <sup>2</sup> (23.28sq)
Bed 4	3000 x 2900	Media	3520 x 3580			<b>Lot width</b>	<b>12.5m<sup>+</sup></b>

Floorplan and lot width based on Designer facade. Floorplan is indicative only, conceptual in nature and subject to change without notice. Floorplan may depict features and/or other products which are not included in the house design, not included in the house price and/or not available from Coral Homes. All measurements are in millimetres unless otherwise stated. Floorplan measurements are approximate and are not to scale. Lot width is a guide only and may change due to developer covenants and Local Authority guidelines. For more information speak to your Coral Homes New Home Consultant. © Coral Homes Pty Ltd.

# Capri 224Q

4 | 3 | 2 | 2



Master Bed	3600 x 3450	Activity	3100 x 4100	Outdoor	3420 x 3570	House Length	22.60m
Bed 2	3000 x 3050	Dining	3600 x 3270			House Width	11.20m
Bed 3	3100 x 3000	Family	4350 x 4020			House Area	224.18m <sup>2</sup> (24.13sq)
Bed 4	3100 x 3000	Media	3520 x 3460			<b>Lot width</b>	<b>12.5m<sup>+</sup></b>

Floorplan and lot width based on Designer facade. Floorplan is indicative only, conceptual in nature and subject to change without notice. Floorplan may depict features and/or other products which are not included in the house design, not included in the house price and/or not available from Coral Homes. All measurements are in millimetres unless otherwise stated. Floorplan measurements are approximate and are not to scale. Lot width is a guide only and may change due to developer covenants and Local Authority guidelines. For more information speak to your Coral Homes New Home Consultant. © Coral Homes Pty Ltd.

Capri – Everleigh Estate, Greenbank



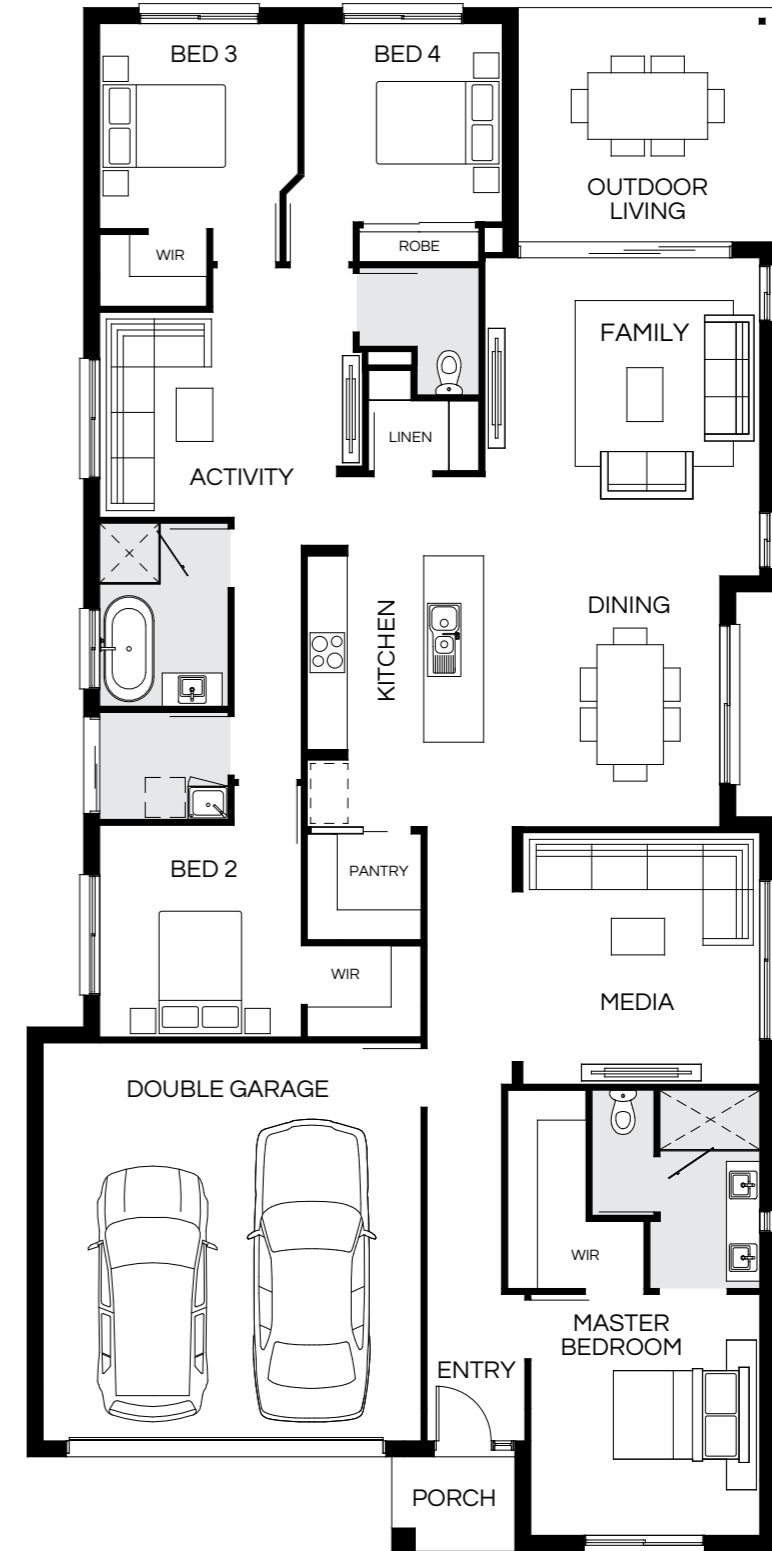
Capri – Everleigh Estate, Greenbank



# Capri 238Q

Most popular

4 | 3 | 2 | 2



Master Bed	3640 x 3460	Activity	3100 x 3570	Outdoor	3520 x 3870	House Length	23.20m
Bed 2	3200 x 3050	Dining	3770 x 3560			House Width	11.25m
Bed 3	3100 x 3000	Family	4800 x 4150			House Area	238.17m <sup>2</sup> (25.64sq)
Bed 4	3000 x 3000	Media	3800 x 3580			<b>Lot width</b>	<b>12.5m+</b>

Floorplan and lot width based on Designer facade. Floorplan is indicative only, conceptual in nature and subject to change without notice. Floorplan may depict features and/or other products which are not included in the house design, not included in the house price and/or not available from Coral Homes. All measurements are in millimetres unless otherwise stated. Floorplan measurements are approximate and are not to scale. Lot width is a guide only and may change due to developer covenants and Local Authority guidelines. For more information speak to your Coral Homes New Home Consultant. © Coral Homes Pty Ltd.



# Capri Facades

12.5m+ Lot Width



Scan  
to view  
full facade  
range

Coastal Display Facade



Lodge



Designer



Modern



Hamptons Display Facade



East Hamptons





# Grange Series

The Grange Series ticks all of the boxes for a family home. Featuring four bedrooms and multiple living areas plus an outdoor space, the compact yet spacious proportions will surely impress. Available in a wide range of floorplans and facades.



Scan to view series

Grange (Lodge Facade) – Harmony Estate, Palmview

On display



Grange – Harmony Estate, Palmview



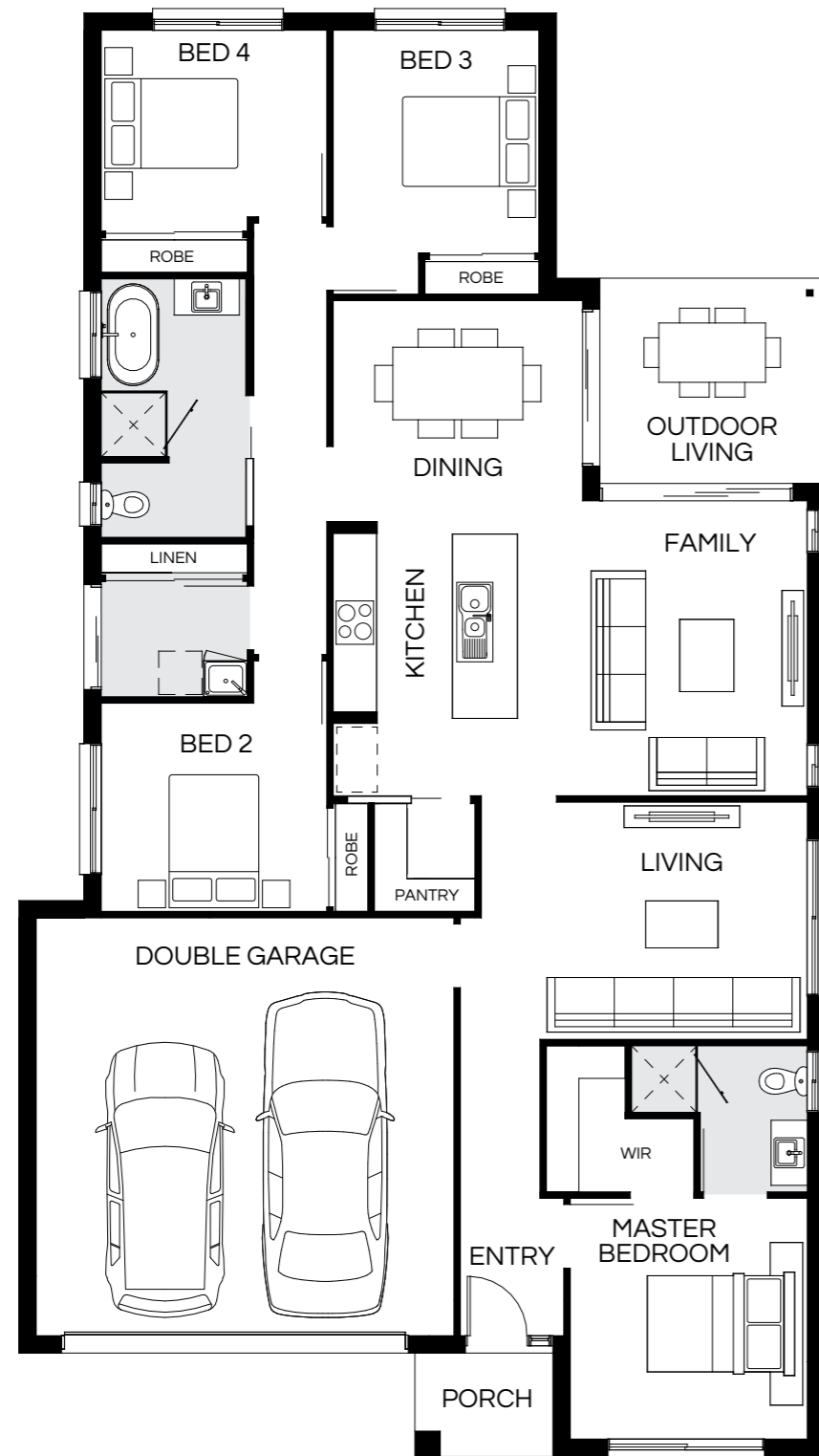
Grange – Harmony Estate, Palmview





# Grange 190Q

4 | 2 | 2 | 2

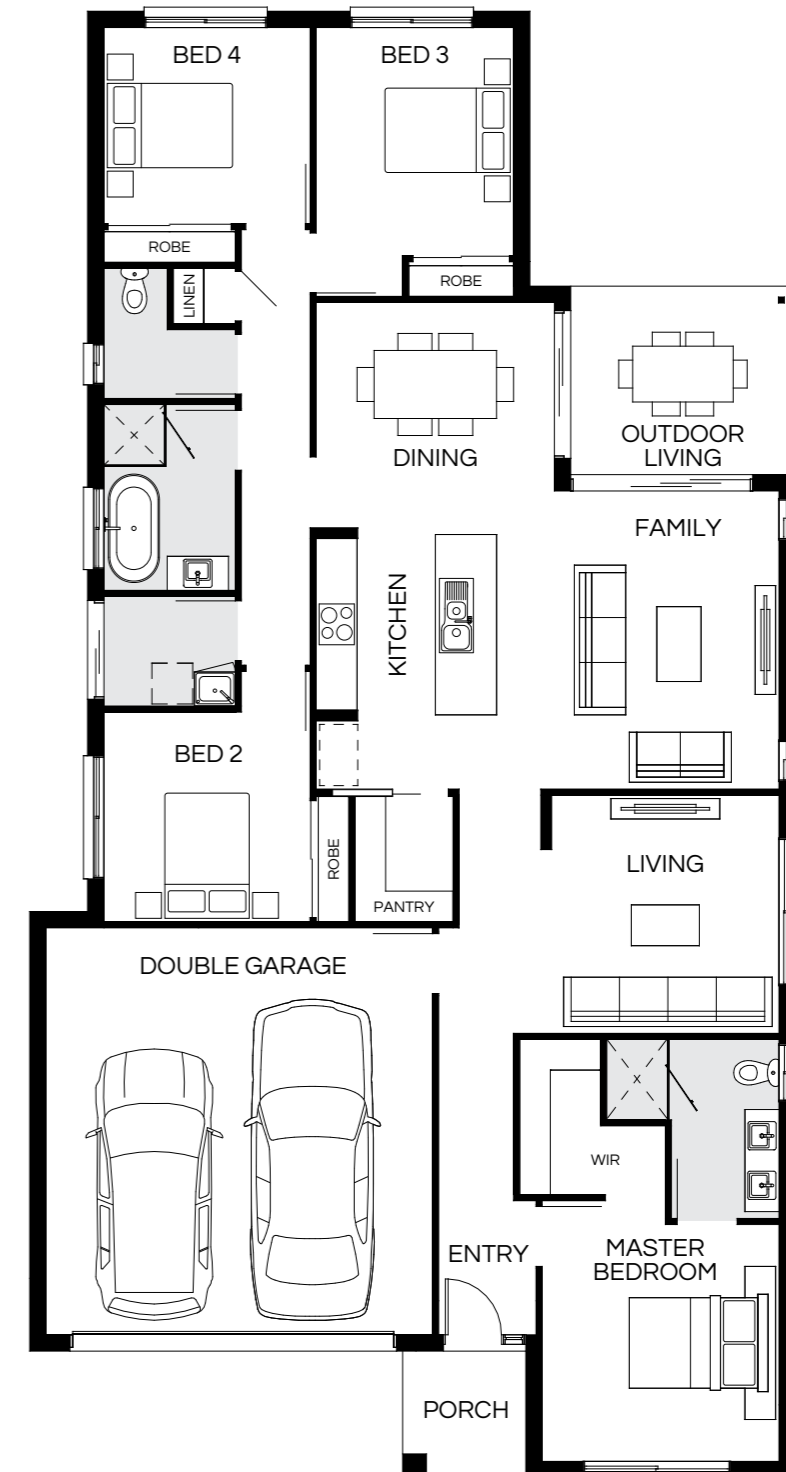


Master Bed	3350 x 3300	Dining	3240 x 3470	Outdoor	2840 x 3110	House Length	19.97m
Bed 2	2900 x 3140	Family	4100 x 4020			House Width	11.15m
Bed 3	3170 x 2870	Living	3300 x 3700			House Area	190.16m <sup>2</sup> (20.47sq)
Bed 4	2800 x 3140					<b>Lot width</b>	<b>12.5m<sup>+</sup></b>

Floorplan and lot width based on Designer facade. Floorplan is indicative only, conceptual in nature and subject to change without notice. Floorplan may depict features and/or other products which are not included in the house design, not included in the house price and/or not available from Coral Homes. All measurements are in millimetres unless otherwise stated. Floorplan measurements are approximate and are not to scale. Lot width is a guide only and may change due to developer covenants and Local Authority guidelines. For more information speak to your Coral Homes New Home Consultant. © Coral Homes Pty Ltd.

# Grange 205Q

4 | 2 | 2 | 2

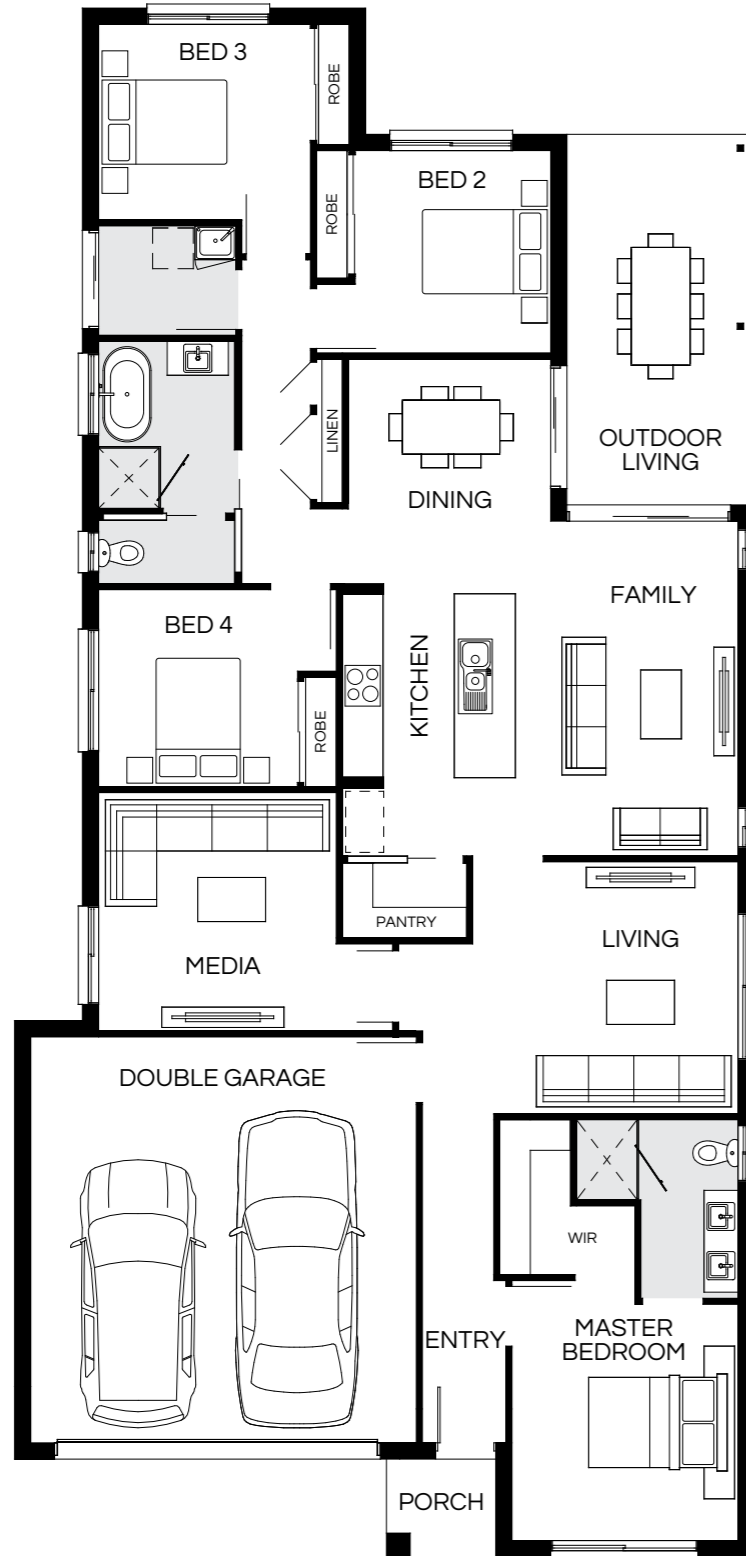


Master Bed	3500 x 3500	Dining	3420 x 3520	Outdoor	2770 x 3300	House Length	21.55m
Bed 2	3100 x 3050	Family	4400 x 4160			House Width	11.25m
Bed 3	3370 x 2920	Living	3520 x 3500			House Area	205.25m <sup>2</sup> (22.09sq)
Bed 4	2900 x 3050					<b>Lot width</b>	<b>12.5m<sup>+</sup></b>

Floorplan and lot width based on Designer facade. Floorplan is indicative only, conceptual in nature and subject to change without notice. Floorplan may depict features and/or other products which are not included in the house design, not included in the house price and/or not available from Coral Homes. All measurements are in millimetres unless otherwise stated. Floorplan measurements are approximate and are not to scale. Lot width is a guide only and may change due to developer covenants and Local Authority guidelines. For more information speak to your Coral Homes New Home Consultant. © Coral Homes Pty Ltd.

# Grange 215Q

4 | 3 | 2 | 2



Master Bed	3500 x 3350	Dining	3470 x 3000	Outdoor	5460 x 2760	House Length	22.82m
Bed 2	3000 x 2900	Family	4950 x 3290			House Width	10.90m
Bed 3	2900 x 3140	Living	3730 x 3600			House Area	215.27m <sup>2</sup> (23.17sq)
Bed 4	2920 x 2950	Media	3530 x 3520			<b>Lot width</b>	<b>12m+</b>

Floorplan and lot width based on Designer facade. Floorplan is indicative only, conceptual in nature and subject to change without notice. Floorplan may depict features and/or other products which are not included in the house design, not included in the house price and/or not available from Coral Homes. All measurements are in millimetres unless otherwise stated. Floorplan measurements are approximate and are not to scale. Lot width is a guide only and may change due to developer covenants and Local Authority guidelines. For more information speak to your Coral Homes New Home Consultant. © Coral Homes Pty Ltd.

Grange – Yarrabilba Estate, Yarrabilba



Grange – Yarrabilba Estate, Yarrabilba

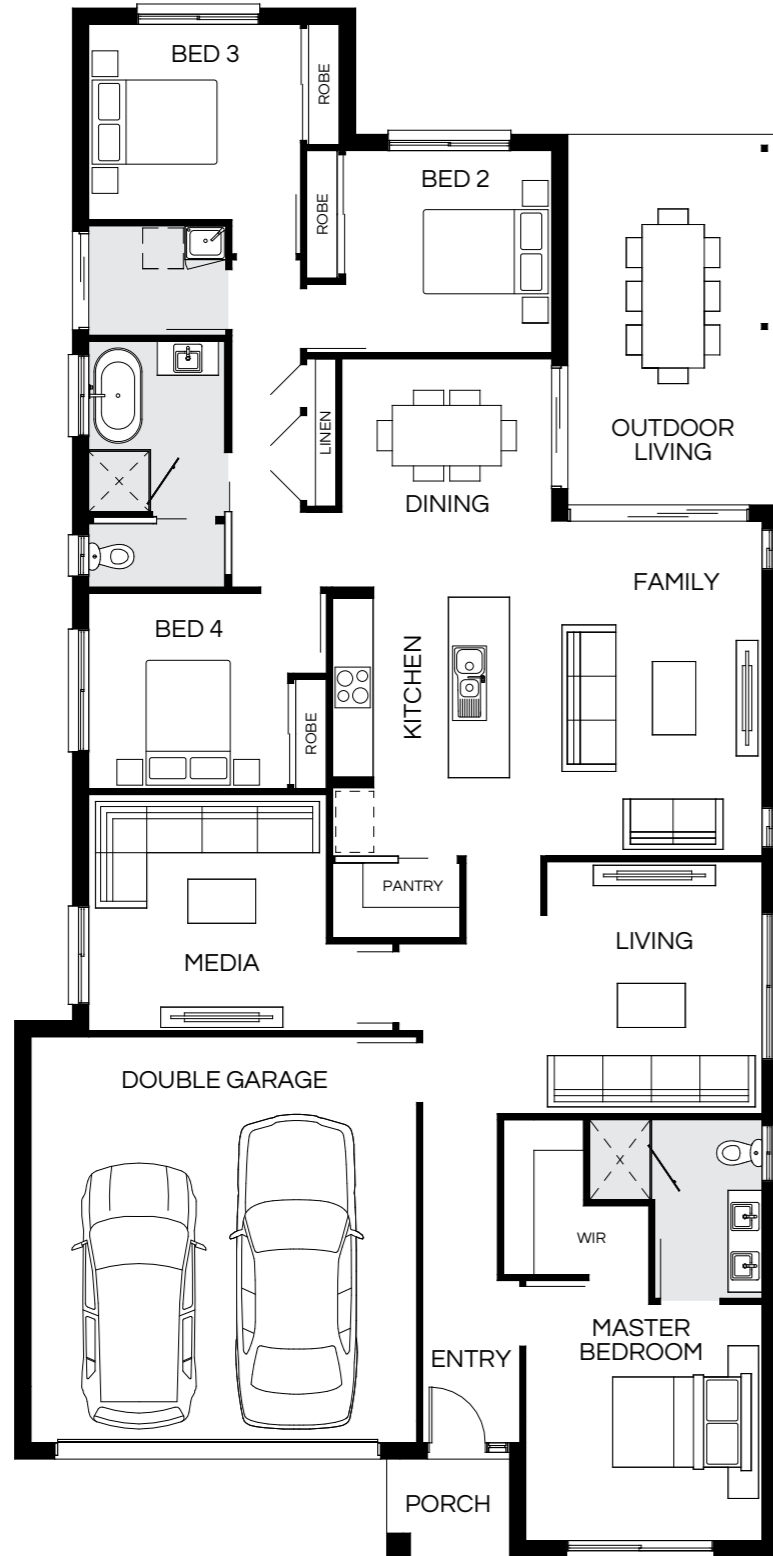


Photography depicts items such as homewares, furniture, finishes, landscaping and fencing and may depict items that are upgraded or not supplied by Coral Homes. Speak with your New Home Consultant for more details.



# Grange 224Q

4 | 3 | 2 | 2



Master Bed	3500 x 3500	Dining	3520 x 3110	Outdoor	5460 x 3100	House Length	22.82m
Bed 2	3000 x 3060	Family	4950 x 3730			House Width	11.25m
Bed 3	2900 x 3140	Living	3730 x 3190			House Area	224.57m <sup>2</sup> (24.17sq)
Bed 4	2900 x 2950	Media	3500 x 3520			<b>Lot width</b>	<b>12.5m+</b>

Floorplan and lot width based on Designer facade. Floorplan is indicative only, conceptual in nature and subject to change without notice. Floorplan may depict features and/or other products which are not included in the house design, not included in the house price and/or not available from Coral Homes. All measurements are in millimetres unless otherwise stated. Floorplan measurements are approximate and are not to scale. Lot width is a guide only and may change due to developer covenants and Local Authority guidelines. For more information speak to your Coral Homes New Home Consultant. © Coral Homes Pty Ltd.

# Grange 230Q

4 | 3 | 2 | 2



Master Bed	3520 x 4280	Dining	3260 x 3400	Outdoor	3190 x 2820	House Length	21.31m
Bed 2	2930 x 3440	Family	4020 x 4270			House Width	12.30m
Bed 3	2820 x 3000	Living	3600 x 3690			House Area	230.47m <sup>2</sup> (24.81sq)
Bed 4	3150 x 3000	Media	3600 x 3850			<b>Lot width</b>	<b>14m+</b>

Floorplan and lot width based on Designer facade. Floorplan is indicative only, conceptual in nature and subject to change without notice. Floorplan may depict features and/or other products which are not included in the house design, not included in the house price and/or not available from Coral Homes. All measurements are in millimetres unless otherwise stated. Floorplan measurements are approximate and are not to scale. Lot width is a guide only and may change due to developer covenants and Local Authority guidelines. For more information speak to your Coral Homes New Home Consultant. © Coral Homes Pty Ltd.

Grange – Harmony Estate, Palmview



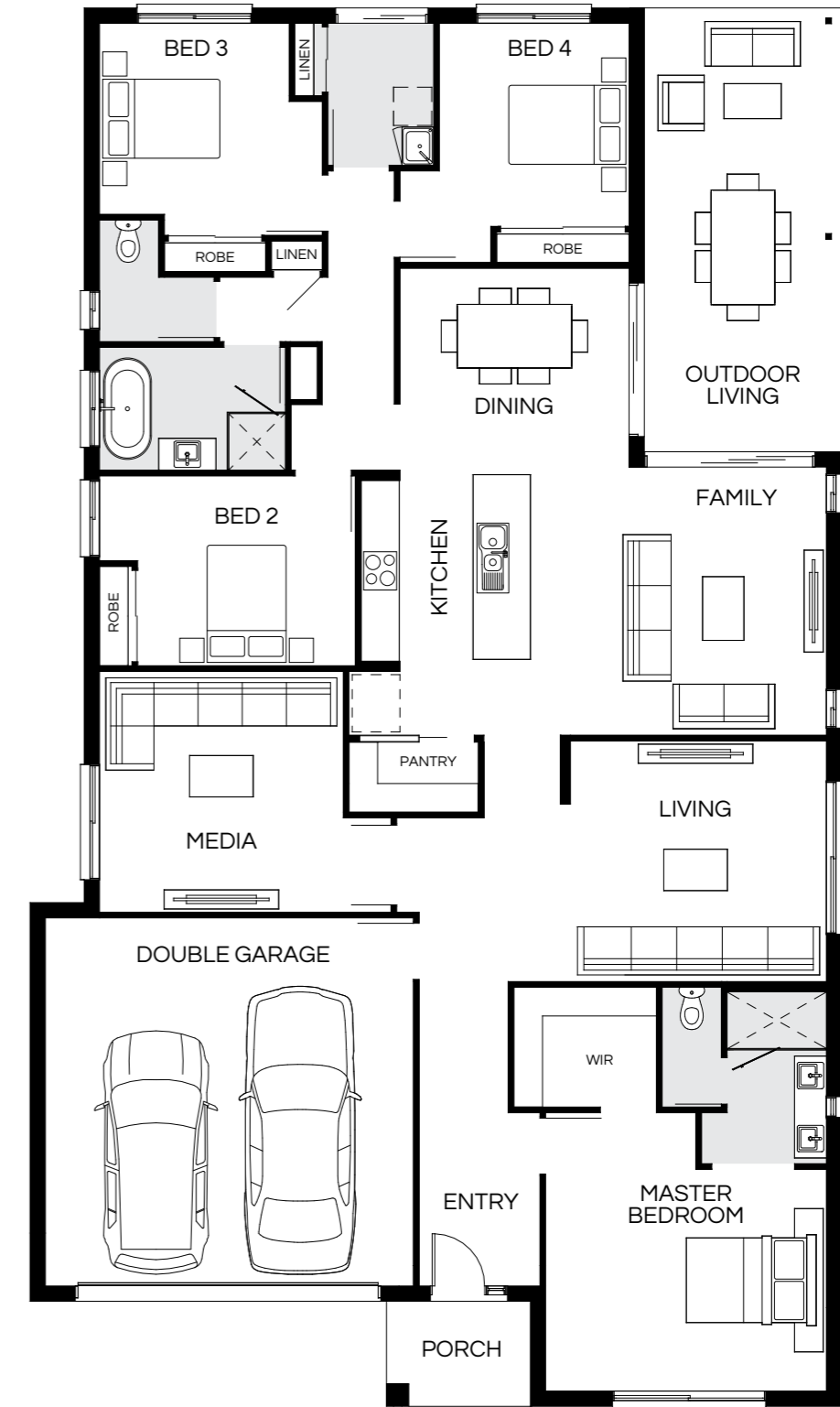
Grange – Harmony Estate, Palmview



# Grange 258Q

On display

4 | 3 | 2 | 2



Master Bed	3500 x 4430	Dining	3250 x 3620	Media	3800 x 3850	House Length	21.96m
Bed 2	3000 x 3440	Family	4230 x 4660	Outdoor	6970 x 3100	House Width	12.75m
Bed 3	3020 x 3000	Living	3800 x 4040			House Area	258.82m <sup>2</sup> (27.86sq)
Bed 4	3210 x 3000					<b>Lot width</b>	<b>14m+</b>

Floorplan and lot width based on Designer facade. Floorplan is indicative only, conceptual in nature and subject to change without notice. Floorplan may depict features and/or other products which are not included in the house design, not included in the house price and/or not available from Coral Homes. All measurements are in millimetres unless otherwise stated. Floorplan measurements are approximate and are not to scale. Lot width is a guide only and may change due to developer covenants and Local Authority guidelines. For more information speak to your Coral Homes New Home Consultant. © Coral Homes Pty Ltd.



# Grange Facades

12m+ Lot Width



Scan  
to view  
full facade  
range

Designer



Mornington



Hamptons



Shoreline



Modern



St Kilda





# Grange Facades

14m+ Lot Width



Scan  
to view  
full facade  
range

Lodge Display Facade



Pavilion Display Facade



Designer



East Hamptons



Newport



St Kilda





# Hamilton Series

New  
design  
series

Discover our versatile Hamilton Series featuring four bedrooms, spacious living areas, and an outdoor alfresco that seamlessly opens up from the family room, making this home perfect for your indoor/outdoor entertaining plans.



Scan to view series

Hamilton (Coastal Facade) – Flagstone

On  
display



Hamilton – Flagstone

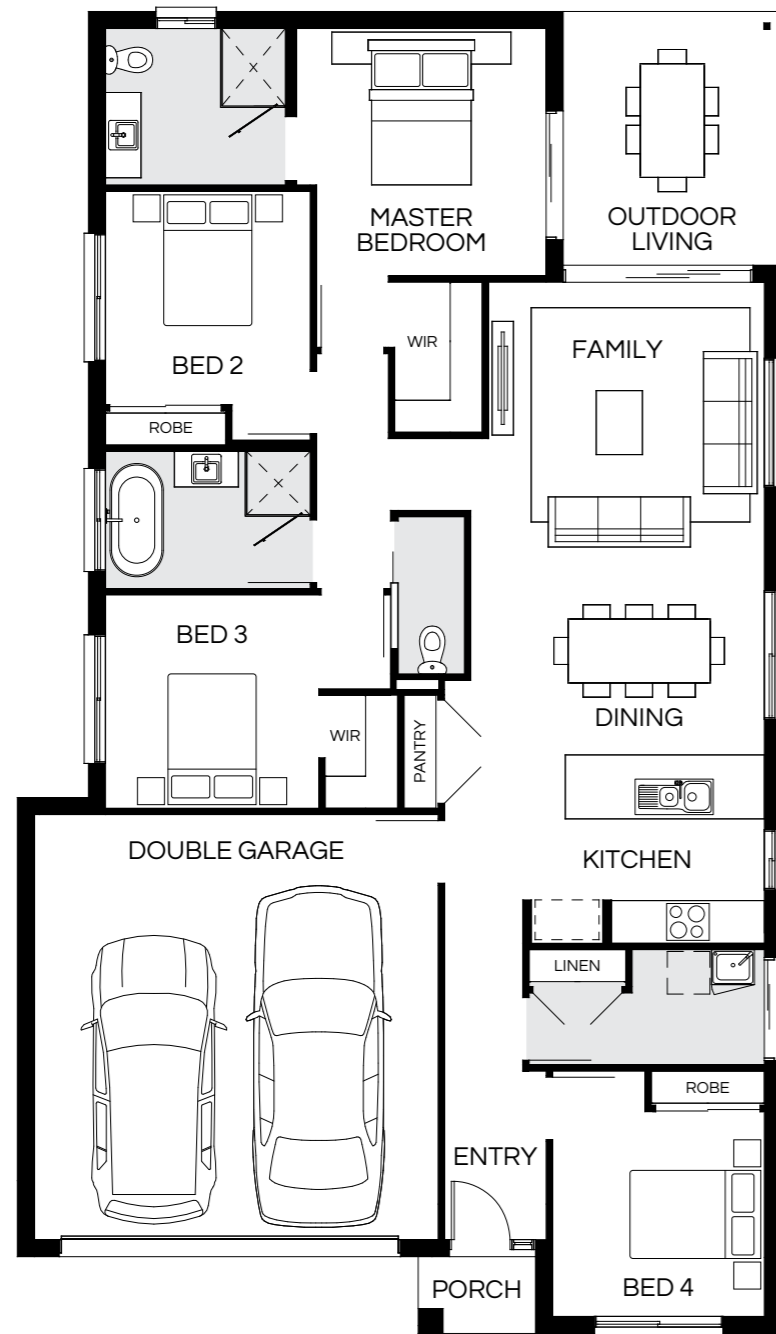


Hamilton – Flagstone



# Hamilton 182Q

4 | 1 | 2 | 2

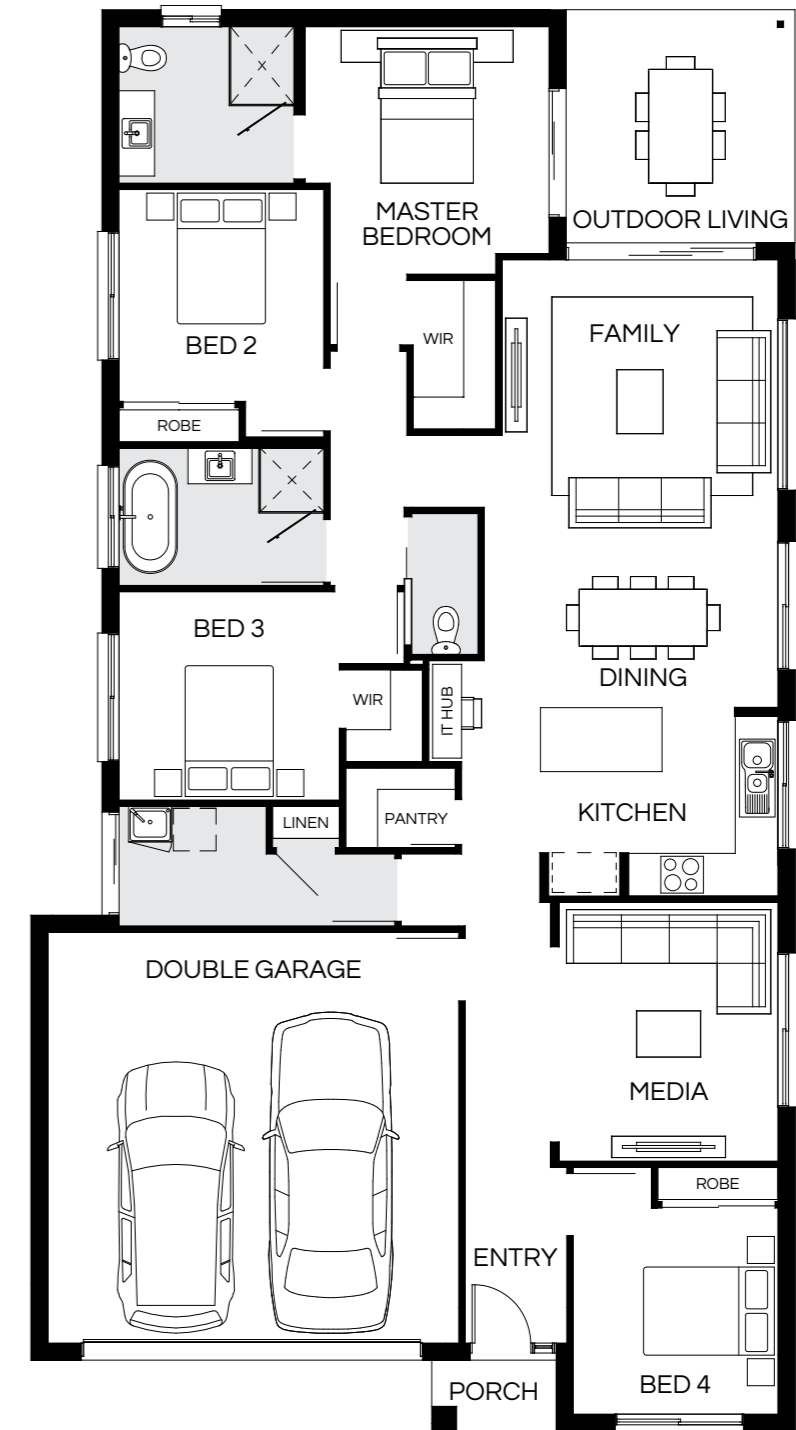


Master Bed	3500 x 3530	Dining	2800 x 4150	Outdoor	3570 x 3070	House Length	18.60m
Bed 2	3020 x 2900	Family	3860 x 3900			House Width	10.75m
Bed 3	3020 x 3020					House Area	182.79m <sup>2</sup> (19.68sq)
Bed 4	2900 x 3000					<b>Lot width</b>	<b>12m+</b>

Floorplan and lot width based on Designer facade. Floorplan is indicative only, conceptual in nature and subject to change without notice. Floorplan may depict features and/or other products which are not included in the house design, not included in the house price and/or not available from Coral Homes. All measurements are in millimetres unless otherwise stated. Floorplan measurements are approximate and are not to scale. Lot width is a guide only and may change due to developer covenants and Local Authority guidelines. For more information speak to your Coral Homes New Home Consultant. © Coral Homes Pty Ltd.

# Hamilton 196Q

4 | 2 | 2 | 2



Master Bed	3500 x 3450	Dining	2700 x 4150	Outdoor	3280 x 3220	House Length	20m
Bed 2	2950 x 3120	Family	3615 x 3900			House Width	10.75m
Bed 3	3000 x 2900	Media	3660 x 3095			House Area	196.62m <sup>2</sup> (21.16sq)
Bed 4	2920 x 2900					<b>Lot width</b>	<b>12m+</b>

Floorplan and lot width based on Designer facade. Floorplan is indicative only, conceptual in nature and subject to change without notice. Floorplan may depict features and/or other products which are not included in the house design, not included in the house price and/or not available from Coral Homes. All measurements are in millimetres unless otherwise stated. Floorplan measurements are approximate and are not to scale. Lot width is a guide only and may change due to developer covenants and Local Authority guidelines. For more information speak to your Coral Homes New Home Consultant. © Coral Homes Pty Ltd.

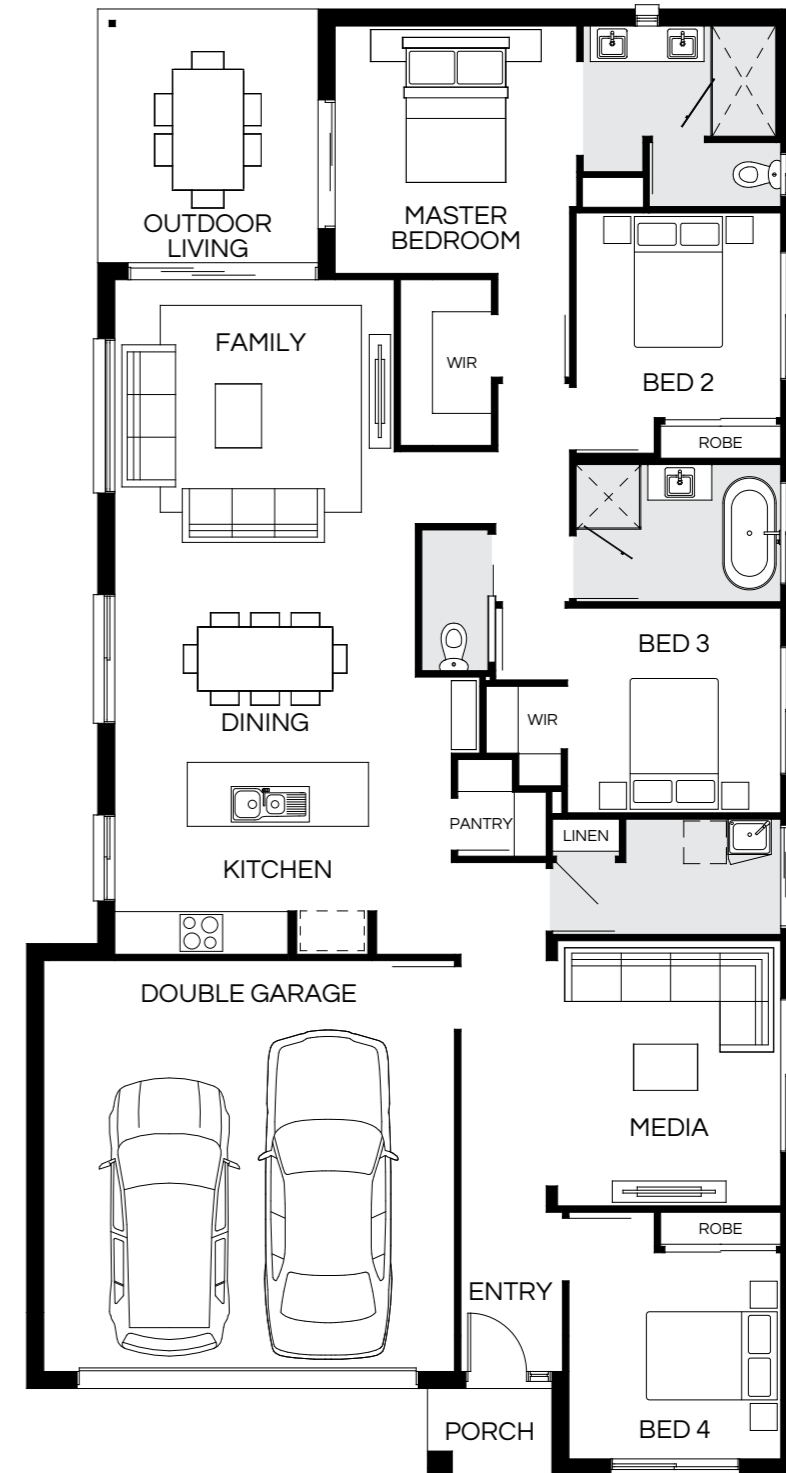


Hamilton – Flagstone



# Hamilton 203Q

4 | 2 | 2 | 2



Hamilton – Flagstone

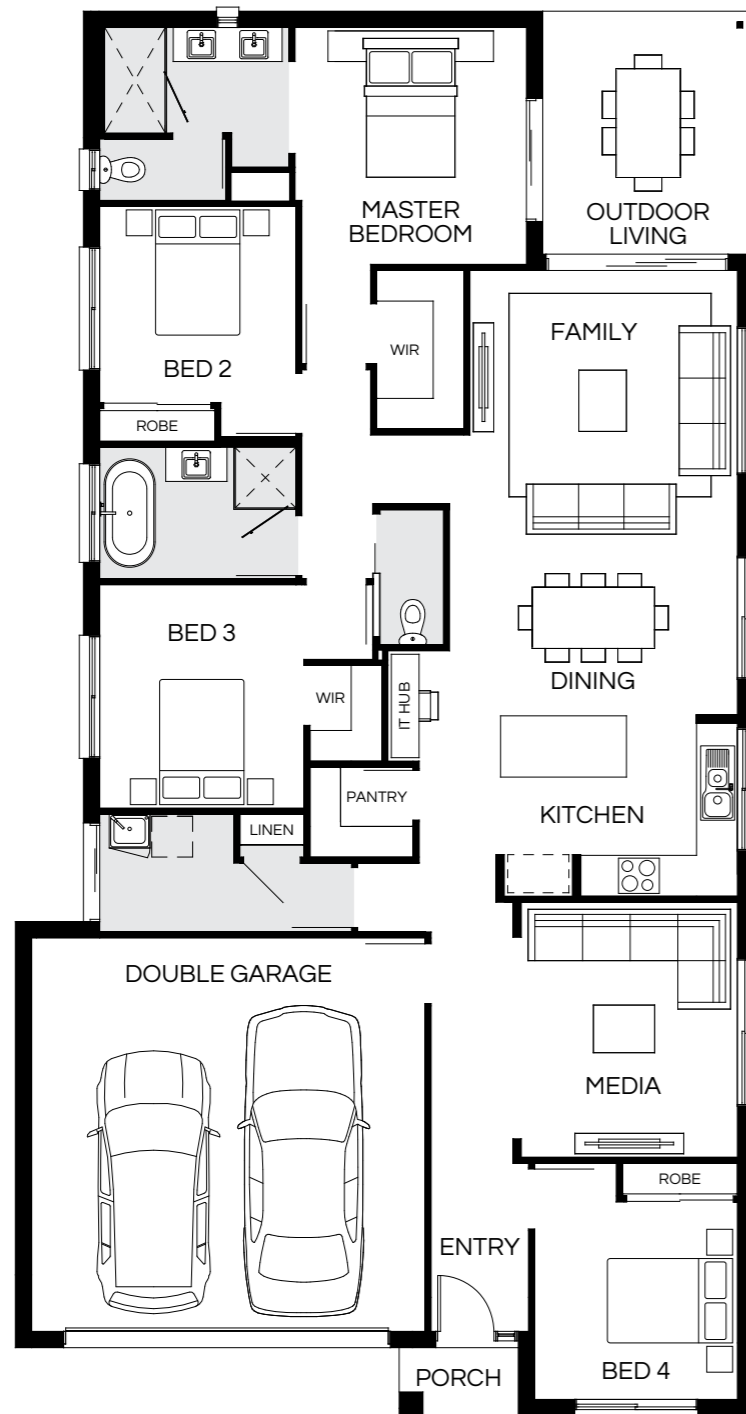


Master Bed	3500 x 3420	Dining	2900 x 4250	Outdoor	3570 x 3100	House Length	20.64m
Bed 2	2900 x 2900	Family	3900 x 3950			House Width	10.85m
Bed 3	2900 x 3020	Media	3750 x 3160			House Area	203.86m <sup>2</sup> (21.94sq)
Bed 4	2920 x 3000					<b>Lot width</b>	<b>12m+</b>

Floorplan and lot width based on Designer facade. Floorplan is indicative only, conceptual in nature and subject to change without notice. Floorplan may depict features and/or other products which are not included in the house design, not included in the house price and/or not available from Coral Homes. All measurements are in millimetres unless otherwise stated. Floorplan measurements are approximate and are not to scale. Lot width is a guide only and may change due to developer covenants and Local Authority guidelines. For more information speak to your Coral Homes New Home Consultant. © Coral Homes Pty Ltd.

# Hamilton 204Q

4 | 2 | 2 | 2

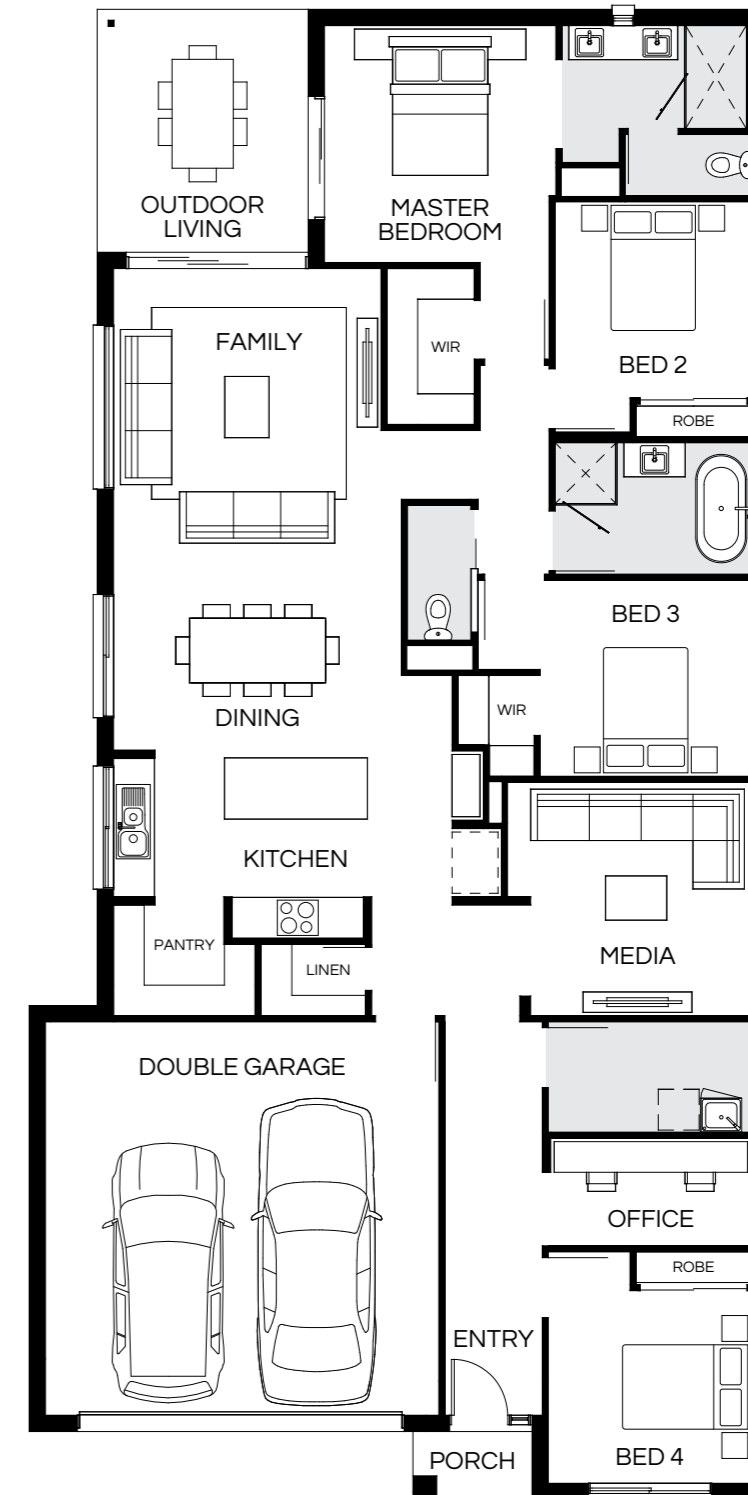


Master Bed	3500 x 3420	Dining	2800 x 4250	Outdoor	3570 x 3100	House Length	20.64m
Bed 2	2900 x 2900	Family	3750 x 3950			House Width	10.85m
Bed 3	3300 x 3020	Media	3765 x 3195			House Area	204.93m <sup>2</sup> (22.06sq)
Bed 4	2920 x 3000					<b>Lot width</b>	<b>12m+</b>

Floorplan and lot width based on Designer facade. Floorplan is indicative only, conceptual in nature and subject to change without notice. Floorplan may depict features and/or other products which are not included in the house design, not included in the house price and/or not available from Coral Homes. All measurements are in millimetres unless otherwise stated. Floorplan measurements are approximate and are not to scale. Lot width is a guide only and may change due to developer covenants and Local Authority guidelines. For more information speak to your Coral Homes New Home Consultant. © Coral Homes Pty Ltd.

# Hamilton 217Q

4 | 2 | 2 | 2



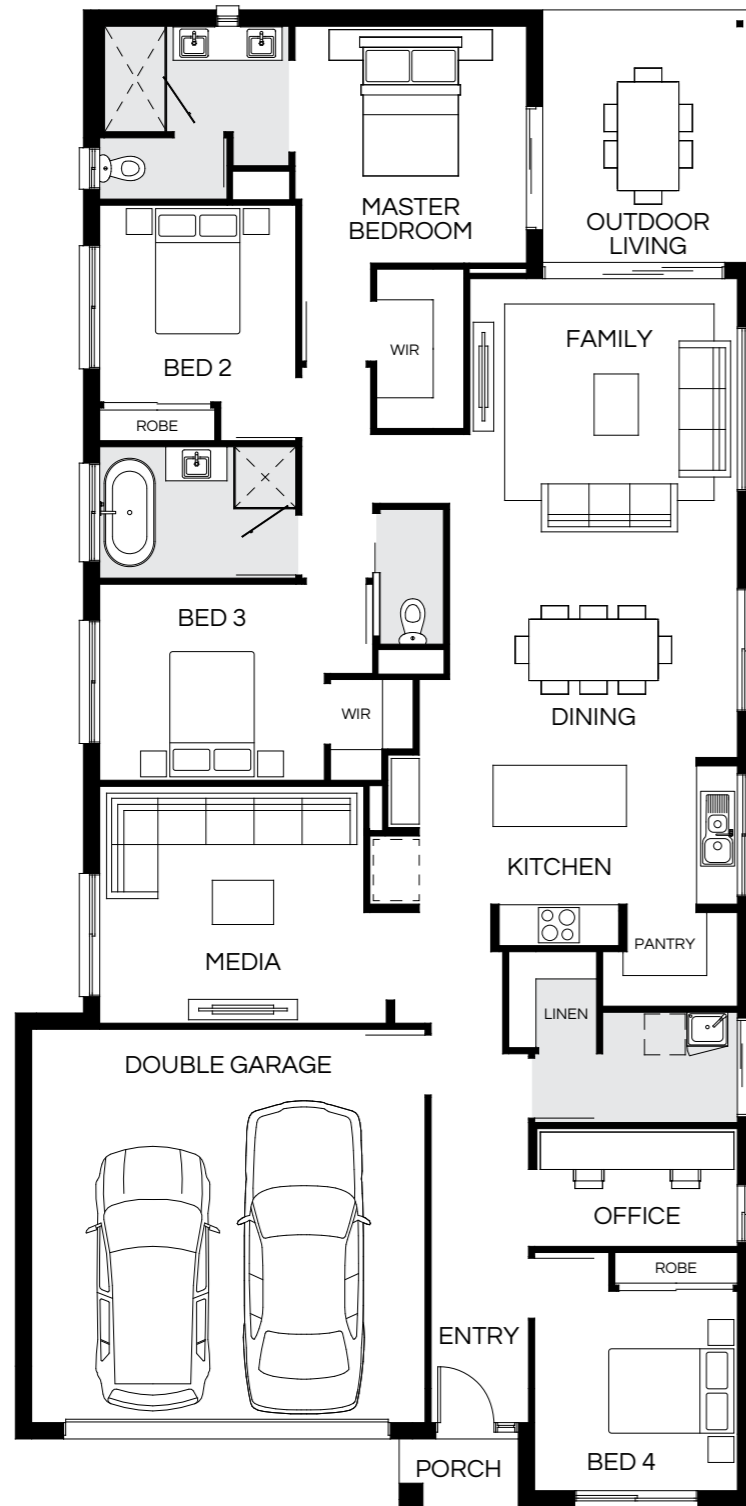
Master Bed	3500 x 3440	Dining	3000 x 4250	Outdoor	3570 x 3100	House Length	21.90m
Bed 2	2900 x 2900	Family	4200 x 3950			House Width	10.85m
Bed 3	2900 x 3120	Media	3450 x 3600			House Area	217.34m <sup>2</sup> (23.40sq)
Bed 4	2850 x 3000	Office	2965 x 1600			<b>Lot width</b>	<b>12m+</b>

Floorplan and lot width based on Designer facade. Floorplan is indicative only, conceptual in nature and subject to change without notice. Floorplan may depict features and/or other products which are not included in the house design, not included in the house price and/or not available from Coral Homes. All measurements are in millimetres unless otherwise stated. Floorplan measurements are approximate and are not to scale. Lot width is a guide only and may change due to developer covenants and Local Authority guidelines. For more information speak to your Coral Homes New Home Consultant. © Coral Homes Pty Ltd.



# Hamilton 218Q

4 | 2 | 2 | 2

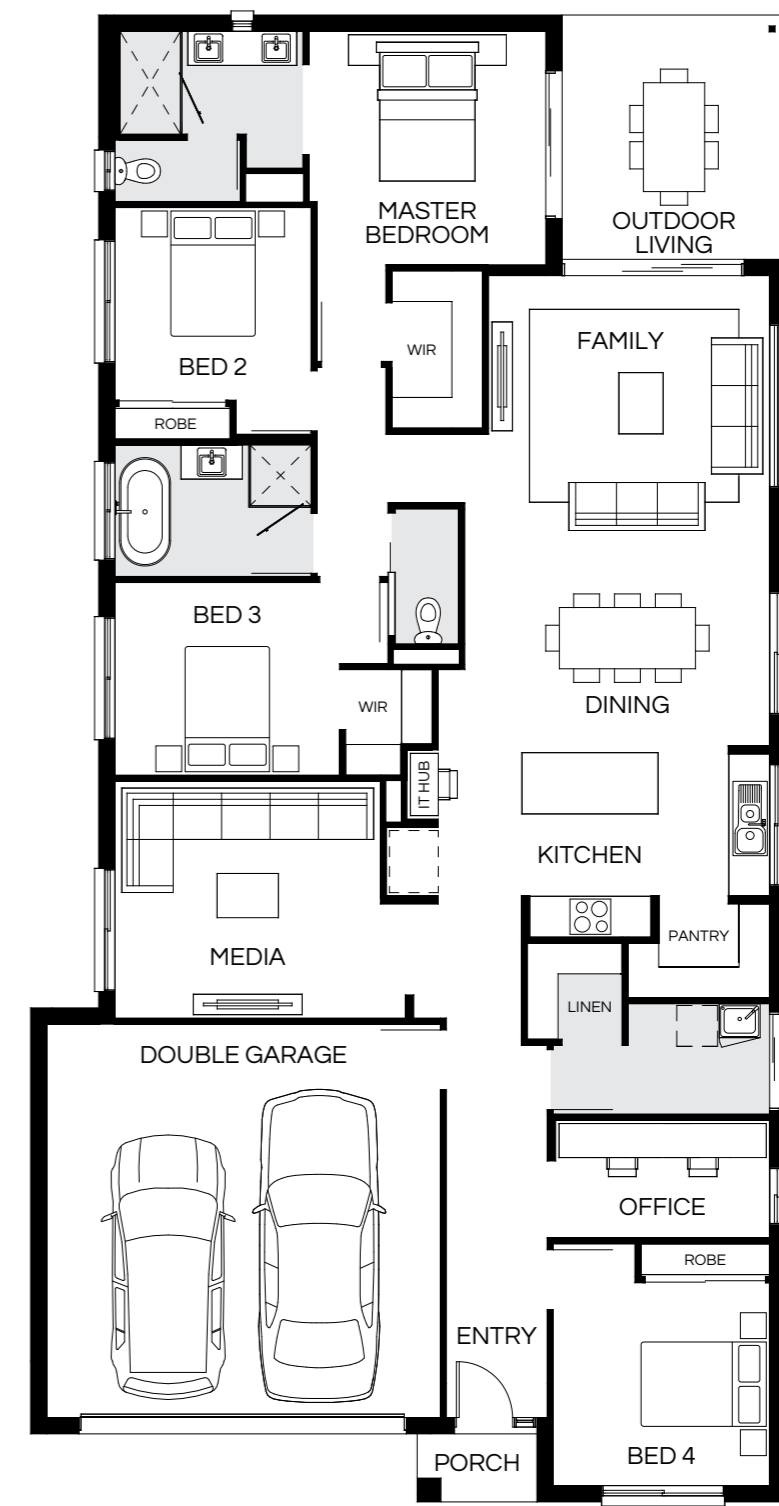


Master Bed	3500 x 3420	Dining	3000 x 4250	Outdoor	3710 x 3100	House Length	22.00m
Bed 2	2910 x 2900	Family	4160 x 3950			House Width	10.85m
Bed 3	2900 x 3320	Media	3500 x 3900			House Area	218.32m <sup>2</sup> (23.50sq)
Bed 4	2950 x 3000	Office	1750 x 2965			<b>Lot width</b>	<b>12m+</b>

Floorplan and lot width based on Designer facade. Floorplan is indicative only, conceptual in nature and subject to change without notice. Floorplan may depict features and/or other products which are not included in the house design, not included in the house price and/or not available from Coral Homes. All measurements are in millimetres unless otherwise stated. Floorplan measurements are approximate and are not to scale. Lot width is a guide only and may change due to developer covenants and Local Authority guidelines. For more information speak to your Coral Homes New Home Consultant. © Coral Homes Pty Ltd.

# Hamilton 222Q

4 | 2 | 2 | 2



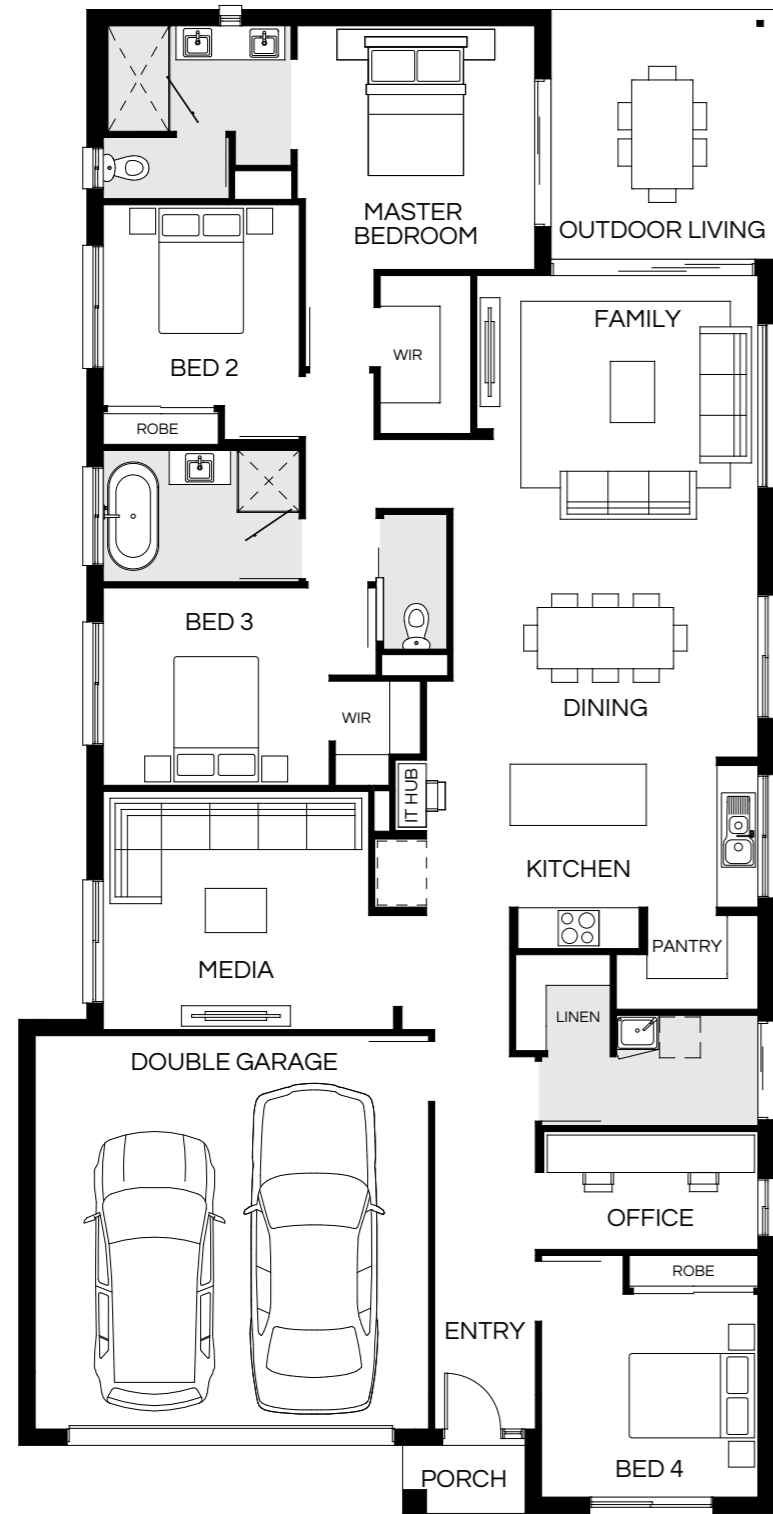
Master Bed	3450 x 3500	Dining	2900 x 4500	Outdoor	3590 x 3290	House Length	21.85m
Bed 2	2850 x 2900	Family	4120 x 4150			House Width	11.10m
Bed 3	2850 x 3320	Media	3500 x 3920			House Area	222.26m <sup>2</sup> (23.92sq)
Bed 4	3000 x 3200	Office	1750 x 3165			<b>Lot width</b>	<b>12.5m+</b>

Floorplan and lot width based on Designer facade. Floorplan is indicative only, conceptual in nature and subject to change without notice. Floorplan may depict features and/or other products which are not included in the house design, not included in the house price and/or not available from Coral Homes. All measurements are in millimetres unless otherwise stated. Floorplan measurements are approximate and are not to scale. Lot width is a guide only and may change due to developer covenants and Local Authority guidelines. For more information speak to your Coral Homes New Home Consultant. © Coral Homes Pty Ltd.



# Hamilton 224Q

4 | 2 | 2 | 2



Master Bed	3600 x 3510	Dining	3000 x 4500	Outdoor	3670 x 3280	House Length	22.10m
Bed 2	2970 x 2900	Family	4100 x 4150			House Width	11.10m
Bed 3	2920 x 3340	Media	3520 x 3920			House Area	224.83m <sup>2</sup> (24.20sq)
Bed 4	3000 x 3200	Office	1750 x 3165			<b>Lot width</b>	<b>12.5m+</b>

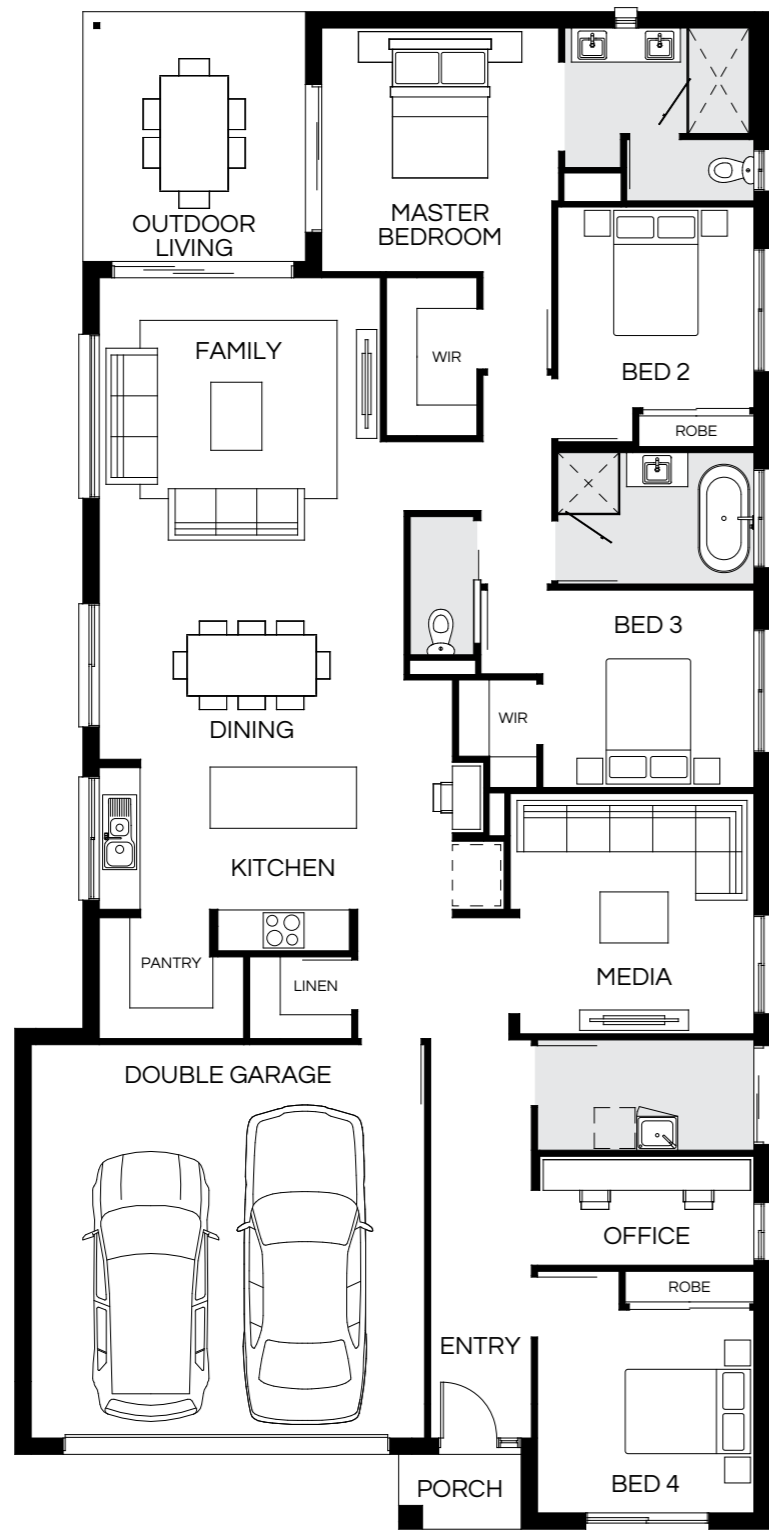
Floorplan and lot width based on Designer facade. Floorplan is indicative only, conceptual in nature and subject to change without notice. Floorplan may depict features and/or other products which are not included in the house design, not included in the house price and/or not available from Coral Homes. All measurements are in millimetres unless otherwise stated. Floorplan measurements are approximate and are not to scale. Lot width is a guide only and may change due to developer covenants and Local Authority guidelines. For more information speak to your Coral Homes New Home Consultant. © Coral Homes Pty Ltd.



Photography depicts items such as homewares, furniture, finishes, landscaping and fencing and may depict items that are upgraded or not supplied by Coral Homes. Speak with your New Home Consultant for more details.

# Hamilton 226Q

4 | 2 | 2 | 2

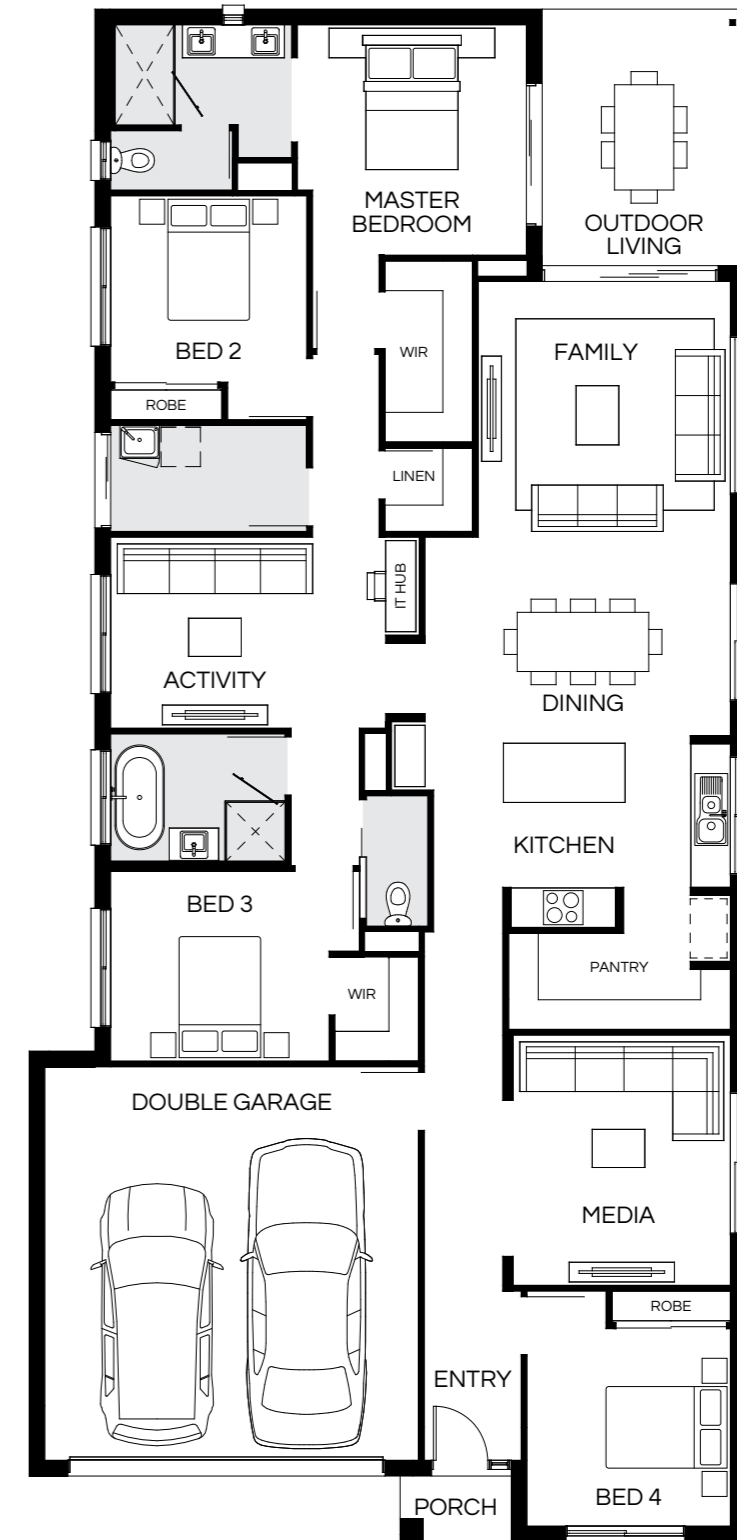


Master Bed	3600 x 3500	Dining	2950 x 4500	Outdoor	3670 x 3270	House Length	22.30m
Bed 2	2970 x 2900	Family	4250 x 4150			House Width	11.10m
Bed 3	2920 x 3120	Media	3550 x 3600			House Area	226.38m <sup>2</sup> (24.37sq)
Bed 4	3000 x 3200	Office	1620 x 3165			<b>Lot width</b>	<b>12.5m+</b>

Floorplan and lot width based on Designer facade. Floorplan is indicative only, conceptual in nature and subject to change without notice. Floorplan may depict features and/or other products which are not included in the house design, not included in the house price and/or not available from Coral Homes. All measurements are in millimetres unless otherwise stated. Floorplan measurements are approximate and are not to scale. Lot width is a guide only and may change due to developer covenants and Local Authority guidelines. For more information speak to your Coral Homes New Home Consultant. © Coral Homes Pty Ltd.

# Hamilton 232Q

4 | 3 | 2 | 2



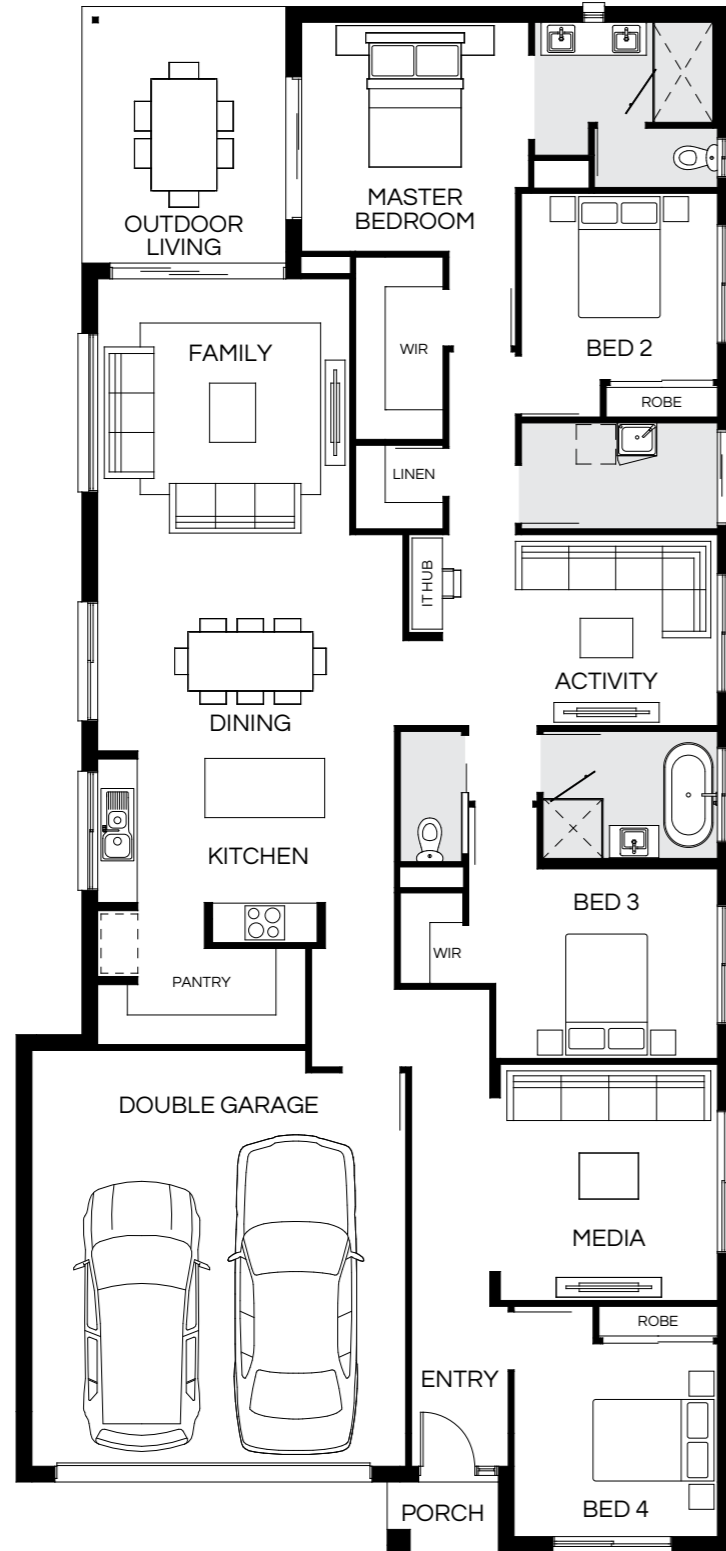
Master Bed	3520 x 3500	Activity	2920 x 4200	Outdoor	3900 x 3100	House Length	23.30m
Bed 2	2850 x 3000	Dining	3000 x 4660			House Width	10.90m
Bed 3	2900 x 3340	Family	4030 x 3850			House Area	232.49m <sup>2</sup> (25.03sq)
Bed 4	3020 x 3110	Media	3820 x 3320			<b>Lot width</b>	<b>12m+</b>

Floorplan and lot width based on Designer facade. Floorplan is indicative only, conceptual in nature and subject to change without notice. Floorplan may depict features and/or other products which are not included in the house design, not included in the house price and/or not available from Coral Homes. All measurements are in millimetres unless otherwise stated. Floorplan measurements are approximate and are not to scale. Lot width is a guide only and may change due to developer covenants and Local Authority guidelines. For more information speak to your Coral Homes New Home Consultant. © Coral Homes Pty Ltd.



# Hamilton 234Q

4 | 3 | 2 | 2

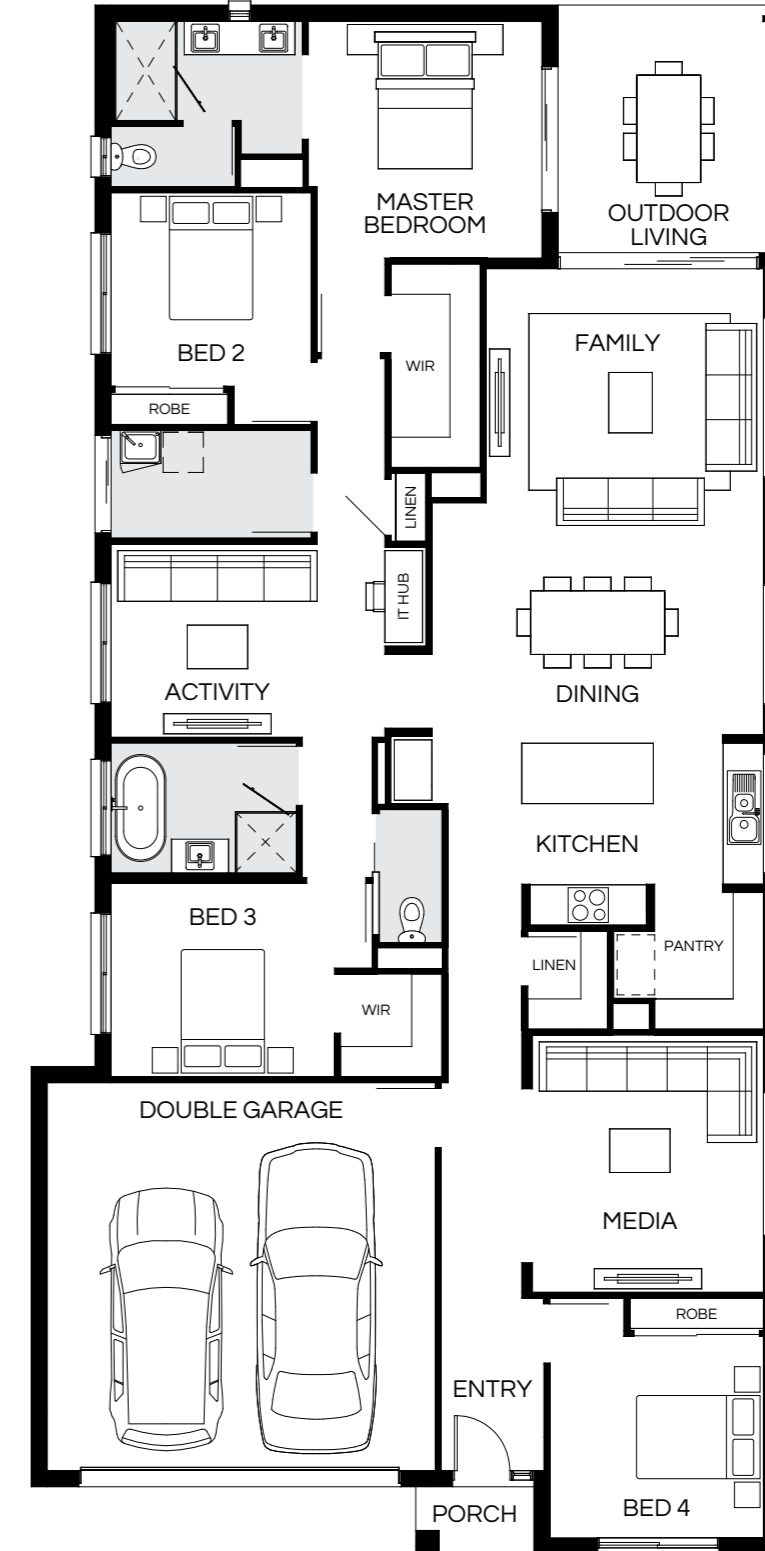


Master Bed	3500 x 3470	Activity	2920 x 4200	Outdoor	3900 x 3100	House Length	23.50m
Bed 2	2850 x 3000	Dining	3000 x 4660			House Width	10.90m
Bed 3	2900 x 3390	Family	4300 x 3850			House Area	234.48m <sup>2</sup> (25.24sq)
Bed 4	2950 x 3110	Media	3610 x 3320			<b>Lot width</b>	<b>12m+</b>

Floorplan and lot width based on Designer facade. Floorplan is indicative only, conceptual in nature and subject to change without notice. Floorplan may depict features and/or other products which are not included in the house design, not included in the house price and/or not available from Coral Homes. All measurements are in millimetres unless otherwise stated. Floorplan measurements are approximate and are not to scale. Lot width is a guide only and may change due to developer covenants and Local Authority guidelines. For more information speak to your Coral Homes New Home Consultant. © Coral Homes Pty Ltd.

# Hamilton 236Q

4 | 3 | 2 | 2



Master Bed	3550 x 3500	Activity	2900 x 4100	Outdoor	3690 x 3300	House Length	23.08m
Bed 2	2900 x 3000	Dining	2900 x 4960			House Width	11.15m
Bed 3	2900 x 3350	Family	4180 x 4150			House Area	236.59m <sup>2</sup> (25.47sq)
Bed 4	3020 x 3200	Media	3850 x 3460			<b>Lot width</b>	<b>12.5m+</b>

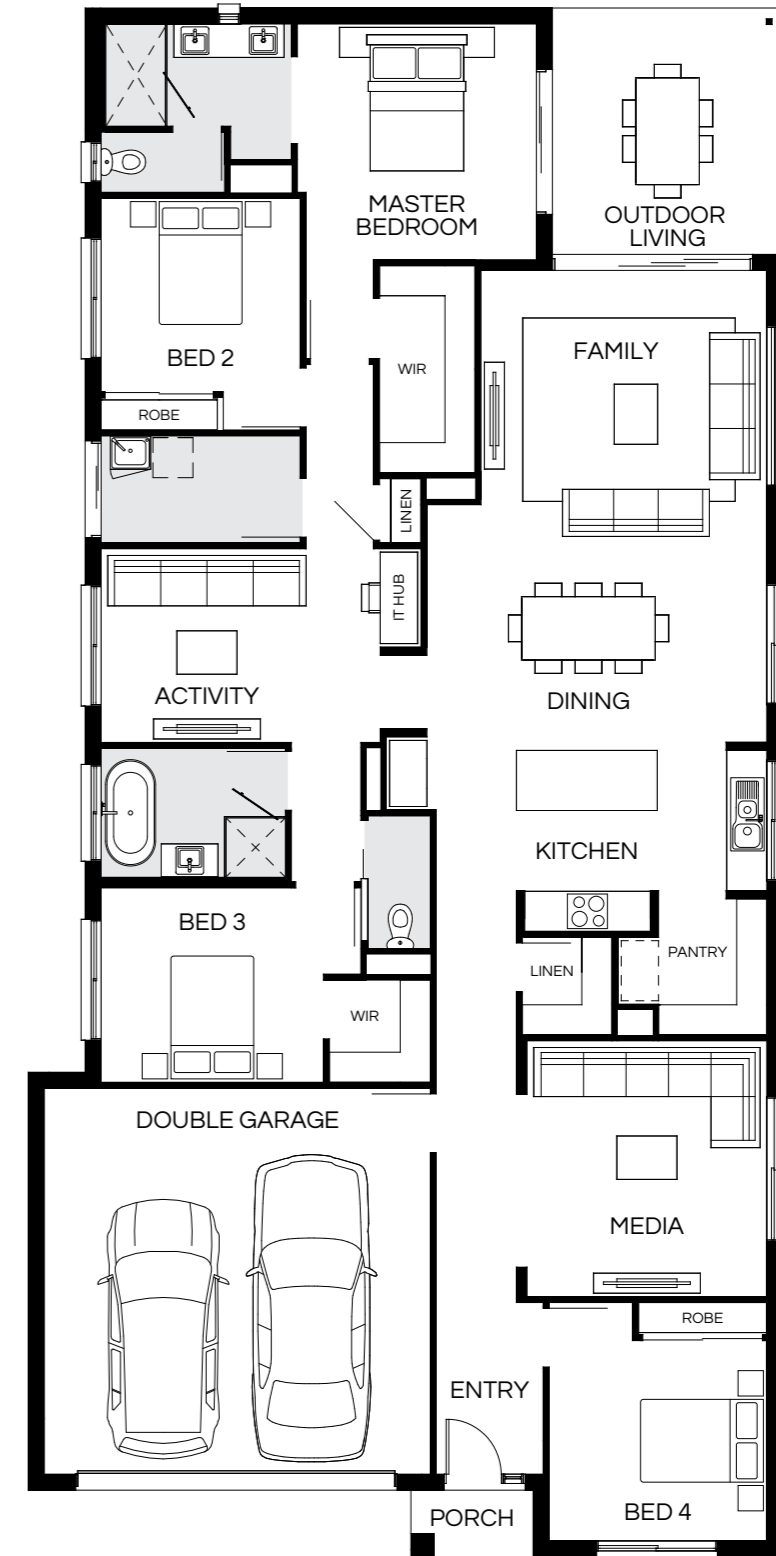
Floorplan and lot width based on Designer facade. Floorplan is indicative only, conceptual in nature and subject to change without notice. Floorplan may depict features and/or other products which are not included in the house design, not included in the house price and/or not available from Coral Homes. All measurements are in millimetres unless otherwise stated. Floorplan measurements are approximate and are not to scale. Lot width is a guide only and may change due to developer covenants and Local Authority guidelines. For more information speak to your Coral Homes New Home Consultant. © Coral Homes Pty Ltd.



# Hamilton 242Q

Most popular

4 | 3 | 2 | 2



Master Bed	3550 x 3600	Activity	2920 x 4200	Outdoor	3690 x 3450	House Length	23.20m
Bed 2	2920 x 3000	Dining	2900 x 5110			House Width	11.30m
Bed 3	2930 x 3350	Family	4300 x 4300			House Area	242.88m <sup>2</sup> (26.14sq)
Bed 4	3020 x 3280	Media	3850 x 3610			<b>Lot width</b>	<b>12.5m+</b>

Floorplan and lot width based on Designer facade. Floorplan is indicative only, conceptual in nature and subject to change without notice. Floorplan may depict features and/or other products which are not included in the house design, not included in the house price and/or not available from Coral Homes. All measurements are in millimetres unless otherwise stated. Floorplan measurements are approximate and are not to scale. Lot width is a guide only and may change due to developer covenants and Local Authority guidelines. For more information speak to your Coral Homes New Home Consultant. © Coral Homes Pty Ltd.



# Hamilton Facades

12m+ Lot Width



Scan  
to view  
full facade  
range

Coastal



East Hamptons



Designer



Pavilion



Hamptons



Southampton





# Lagos Series

These four-bedroom homes are created for families that enjoy both open-plan living and private spaces to retreat. The kids' activity room and bedrooms are located in one section of the home, while the master sits on the opposite side. Enjoy little luxuries such as a walk-in pantry, multiple linen cupboards, a walk-in master robe and double vanity in the ensuite.




Scan to view series

Lagos (Coastal Facade) – Yarrabilba Estate, Yarrabilba

On display



Lagos – Yarrabilba Estate, Yarrabilba



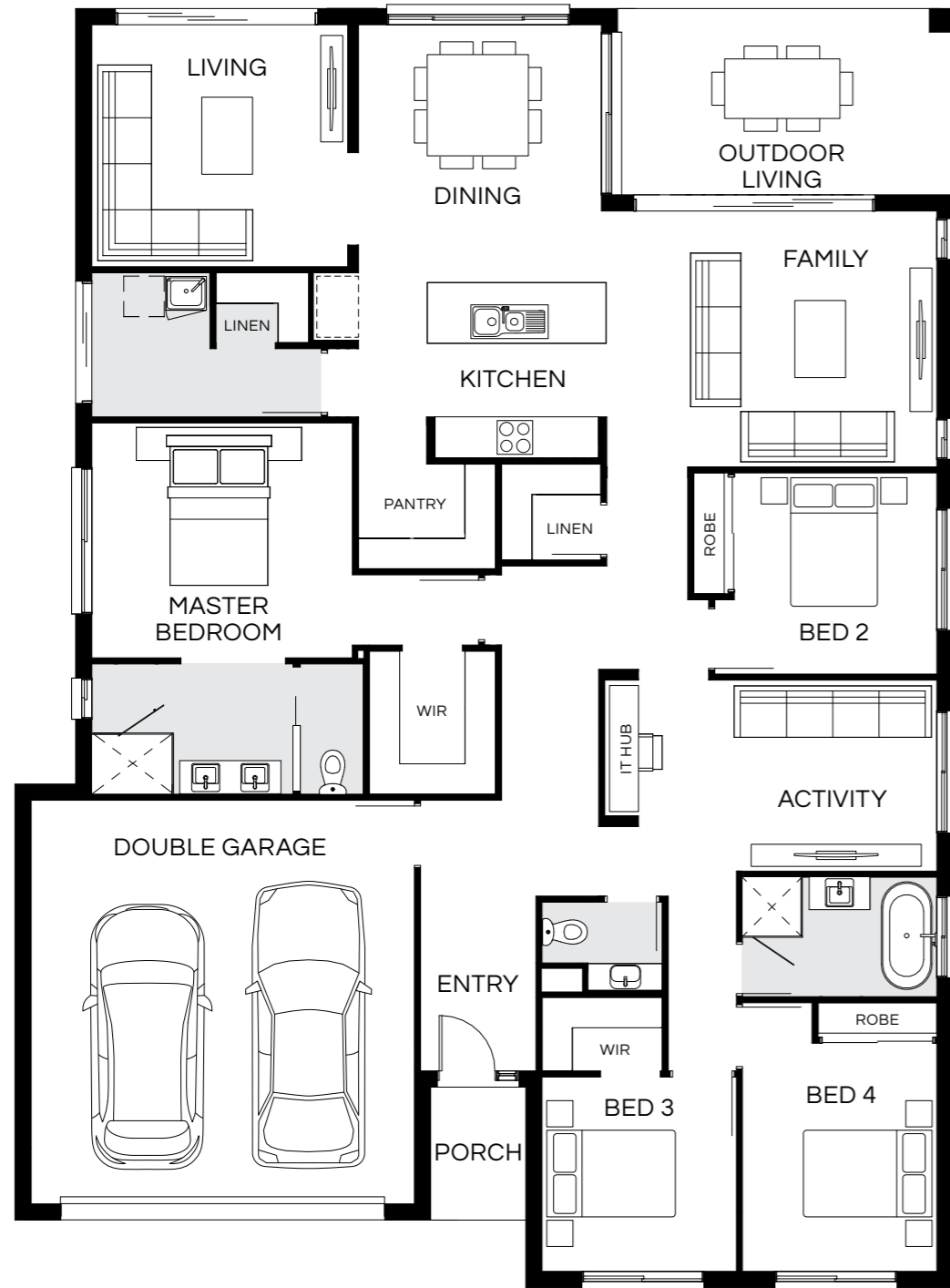
Lagos – Yarrabilba Estate, Yarrabilba





# Lagos 244Q

4 3 2.5 2



Master Bed	3500 x 3780	Activity	2850 x 4430	Outdoor	2760 x 4970	House Length	18.95m
Bed 2	3000 x 3020	Dining	3830 x 3620			House Width	13.90m
Bed 3	2900 x 2900	Family	3810 x 4910			House Area	244.35m <sup>2</sup> (26.30sq)
Bed 4	3400 x 2900	Living	3605 x 3745			<b>Lot width</b>	<b>15m+</b>

Floorplan and lot width based on Designer facade. Floorplan is indicative only, conceptual in nature and subject to change without notice. Floorplan may depict features and/or other products which are not included in the house design, not included in the house price and/or not available from Coral Homes. All measurements are in millimetres unless otherwise stated. Floorplan measurements are approximate and are not to scale. Lot width is a guide only and may change due to developer covenants and Local Authority guidelines. For more information speak to your Coral Homes New Home Consultant. © Coral Homes Pty Ltd.

# Lagos 263Q

4 3 2.5 2

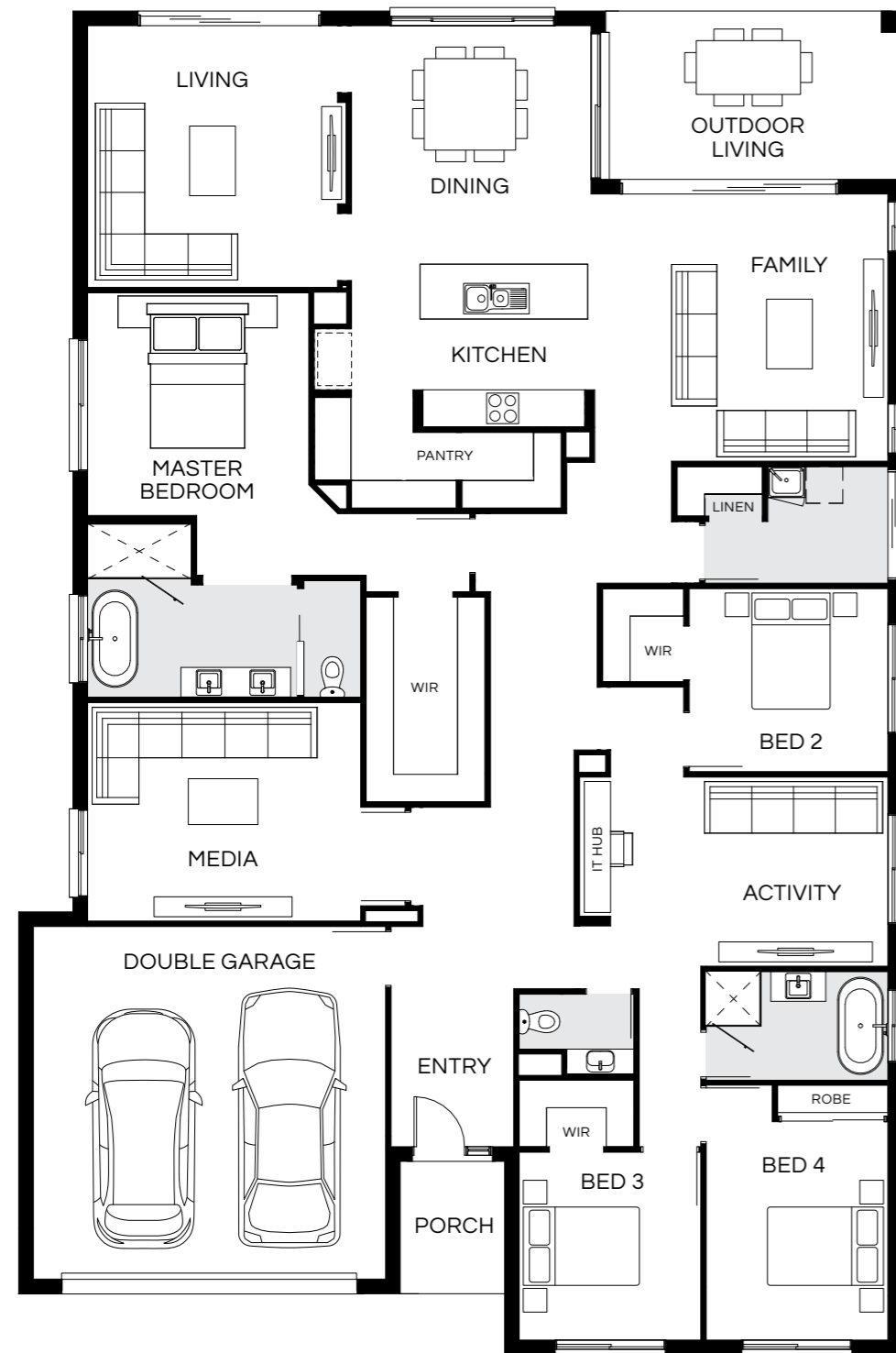


Master Bed	3680 x 3970	Activity	3000 x 4570	Outdoor	2760 x 4980	House Length	20.03m
Bed 2	3000 x 3450	Dining	4130 x 3920			House Width	14.40m
Bed 3	3000 x 3000	Family	4040 x 4980			House Area	263.66m <sup>2</sup> (28.38sq)
Bed 4	3500 x 3000	Living	4015 x 3900			<b>Lot width</b>	<b>15.5m+</b>

Floorplan and lot width based on Designer facade. Floorplan is indicative only, conceptual in nature and subject to change without notice. Floorplan may depict features and/or other products which are not included in the house design, not included in the house price and/or not available from Coral Homes. All measurements are in millimetres unless otherwise stated. Floorplan measurements are approximate and are not to scale. Lot width is a guide only and may change due to developer covenants and Local Authority guidelines. For more information speak to your Coral Homes New Home Consultant. © Coral Homes Pty Ltd.

# Lagos 298Q

4 4 2.5 2



Master Bed	3670 x 3650	Activity	3120 x 4570	Media	3600 x 4500	House Length	22.03m
Bed 2	3020 x 3280	Dining	3920 x 3950	Outdoor	2760 x 4870	House Width	14.50m
Bed 3	3100 x 3000	Family	4400 x 4830			House Area	298.31m <sup>2</sup> (32.11sq)
Bed 4	3600 x 3000	Living	4310 x 4120			<b>Lot width</b>	<b>16m+</b>

Floorplan and lot width based on Designer facade. Floorplan is indicative only, conceptual in nature and subject to change without notice. Floorplan may depict features and/or other products which are not included in the house design, not included in the house price and/or not available from Coral Homes. All measurements are in millimetres unless otherwise stated. Floorplan measurements are approximate and are not to scale. Lot width is a guide only and may change due to developer covenants and Local Authority guidelines. For more information speak to your Coral Homes New Home Consultant. © Coral Homes Pty Ltd.

# Lagos 311Q

4 4 2.5 2



Master Bed	3910 x 3700	Activity	3200 x 4510	Media	3850 x 4630	House Length	22.80m
Bed 2	3220 x 3280	Dining	4290 x 4050	Outdoor	2760 x 4870	House Width	14.70m
Bed 3	3150 x 3000	Family	4800 x 4955			House Area	311.65m <sup>2</sup> (33.55sq)
Bed 4	3650 x 3000	Living	4520 x 4170			<b>Lot width</b>	<b>16m+</b>

Floorplan and lot width based on Designer facade. Floorplan is indicative only, conceptual in nature and subject to change without notice. Floorplan may depict features and/or other products which are not included in the house design, not included in the house price and/or not available from Coral Homes. All measurements are in millimetres unless otherwise stated. Floorplan measurements are approximate and are not to scale. Lot width is a guide only and may change due to developer covenants and Local Authority guidelines. For more information speak to your Coral Homes New Home Consultant. © Coral Homes Pty Ltd.



# Lagos Facades

15m+ Lot Width



Scan  
to view  
full facade  
range

Coastal Display Facade



Lodge



Hamptons



St Kilda



East Hamptons



Designer





# Lisbon Series

The Lisbon Series welcomes you with a sense of spaciousness from the moment you step inside. The thoughtfully designed layout allows for an effortless flow between the living spaces, with the heart of the home opening seamlessly to a generous outdoor alfresco area, perfect for entertaining. The functional design maximises space with multiple living areas, and offers privacy by separating the master retreat from the kids' bedrooms and activity zone.



Scan to view series

Lisbon (Hamptons Facade) – Springfield Rise, Spring Mountain



On display

Award winner

Lisbon – Springfield Rise, Spring Mountain



Lisbon – Springfield Rise, Spring Mountain





# Lisbon 223Q

4 | 2 | 2 | 2

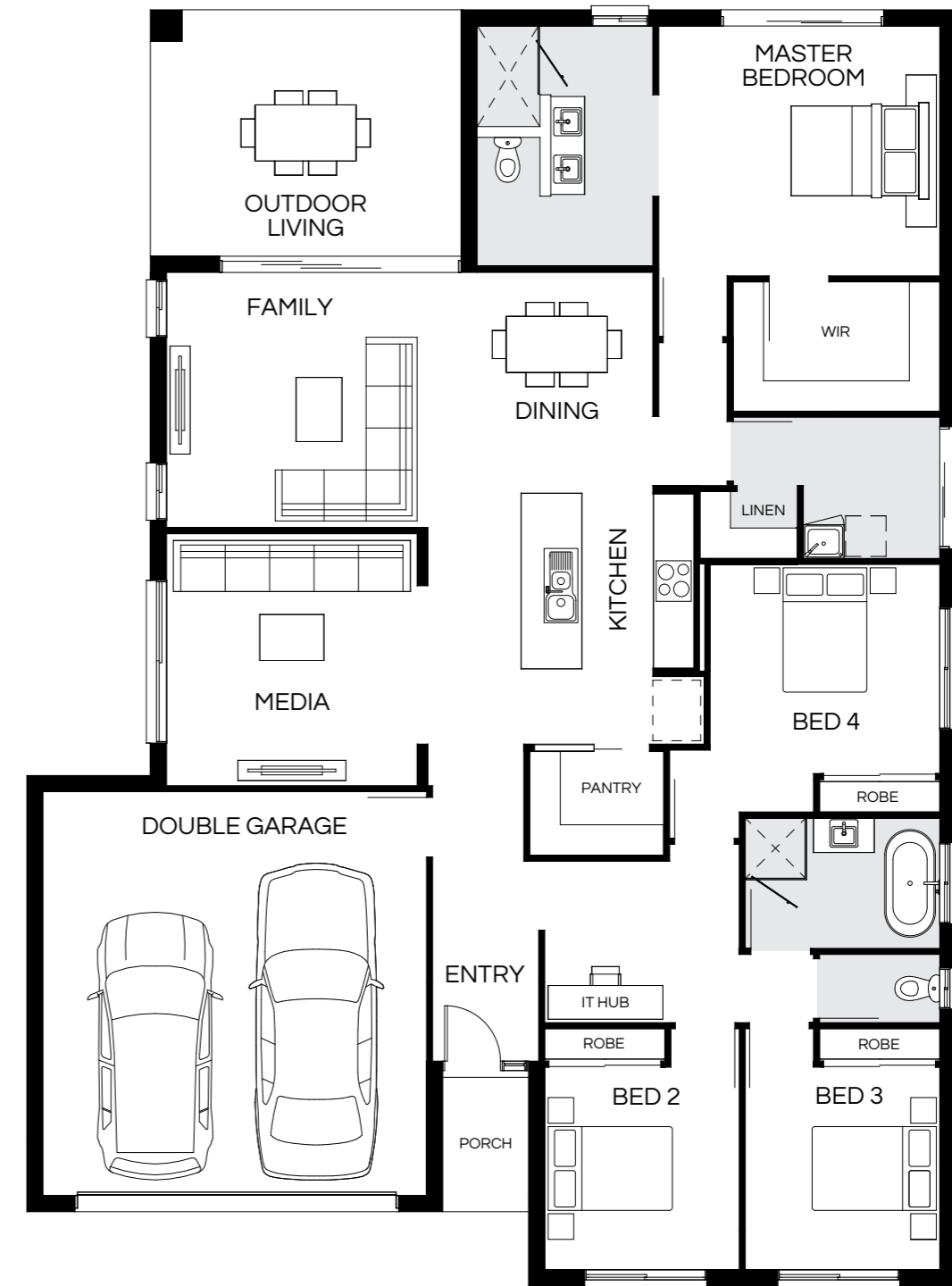


Master Bed	3560 x 4020	Dining	3305 x 3590	Outdoor	3550 x 5640	House Length	19.66m
Bed 2	3000 x 3510	Family	4020 x 3660			House Width	12.80m
Bed 3	3000 x 3190	Media	3770 x 3520			House Area	223.92m <sup>2</sup> (24.10sq)
Bed 4	3000 x 2900					<b>Lot width</b>	<b>14m+</b>

Floorplan and lot width based on Designer facade. Floorplan is indicative only, conceptual in nature and subject to change without notice. Floorplan may depict features and/or other products which are not included in the house design, not included in the house price and/or not available from Coral Homes. All measurements are in millimetres unless otherwise stated. Floorplan measurements are approximate and are not to scale. Lot width is a guide only and may change due to developer covenants and Local Authority guidelines. For more information speak to your Coral Homes New Home Consultant. © Coral Homes Pty Ltd.

# Lisbon 231Q

4 | 2 | 2 | 2



Master Bed	3720 x 4180	Dining	3280 x 3000	Outdoor	3650 x 4600	House Length	18.90m
Bed 2	3020 x 2900	Family	3800 x 4220			House Width	13.76m
Bed 3	3020 x 2900	IT Hub	2410 x 2900			House Area	231.14m <sup>2</sup> (24.88sq)
Bed 4	3115 x 3420	Media	3750 x 3730			<b>Lot width</b>	<b>15m+</b>

Floorplan and lot width based on Designer facade. Floorplan is indicative only, conceptual in nature and subject to change without notice. Floorplan may depict features and/or other products which are not included in the house design, not included in the house price and/or not available from Coral Homes. All measurements are in millimetres unless otherwise stated. Floorplan measurements are approximate and are not to scale. Lot width is a guide only and may change due to developer covenants and Local Authority guidelines. For more information speak to your Coral Homes New Home Consultant. © Coral Homes Pty Ltd.

Lisbon – Shoreline Estate, Redland Bay

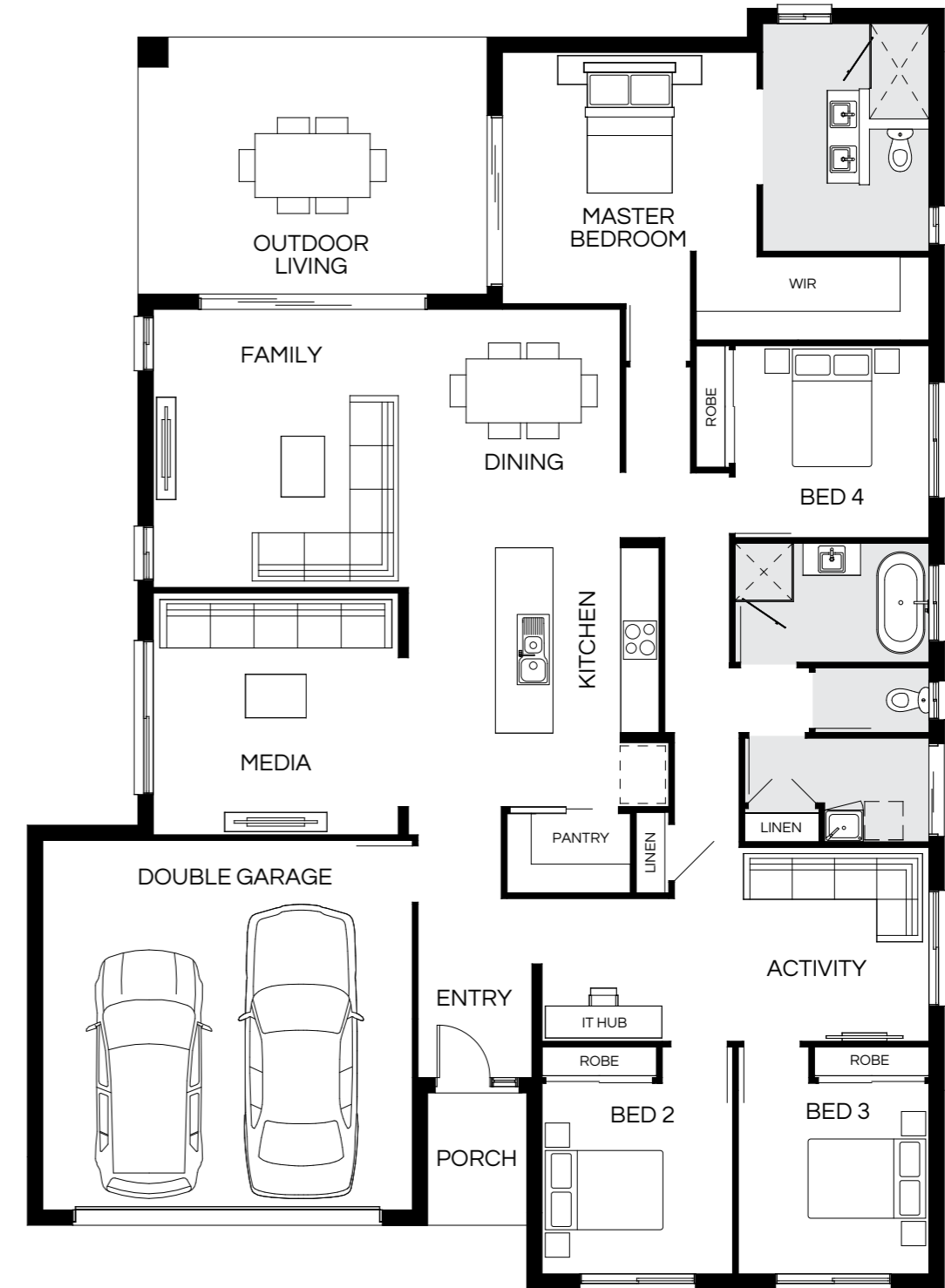


# Lisbon 253Q

Most popular

4 | 3 | 2 | 2

Lisbon – Shoreline Estate, Redland Bay



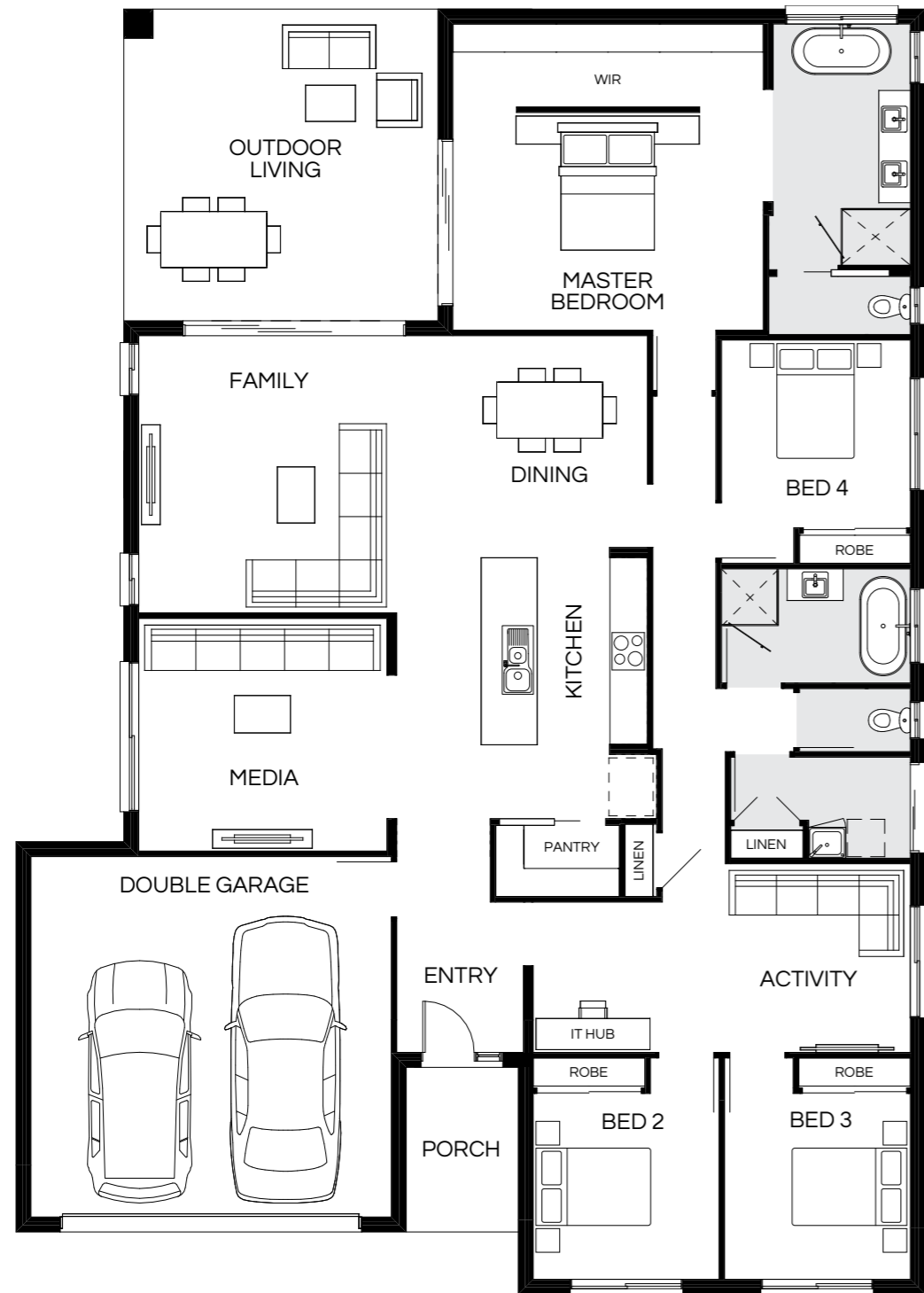
Master Bed	3950 x 4000	Activity	3050 x 4000	Media	3800 x 3850	House Length	20.04m
Bed 2	3000 x 3000	Dining	3740 x 3000	Outdoor	4020 x 5460	House Width	14.34m
Bed 3	3000 x 3000	Family	4370 x 4320			House Area	253.16m <sup>2</sup> (27.25sq)
Bed 4	3020 x 3050	IT Hub	2250 x 2070			<b>Lot width</b>	<b>16m+</b>

Floorplan and lot width based on Designer facade. Floorplan is indicative only, conceptual in nature and subject to change without notice. Floorplan may depict features and/or other products which are not included in the house design, not included in the house price and/or not available from Coral Homes. All measurements are in millimetres unless otherwise stated. Floorplan measurements are approximate and are not to scale. Lot width is a guide only and may change due to developer covenants and Local Authority guidelines. For more information speak to your Coral Homes New Home Consultant. © Coral Homes Pty Ltd.



# Lisbon 269Q

4 | 3 | 2 | 2

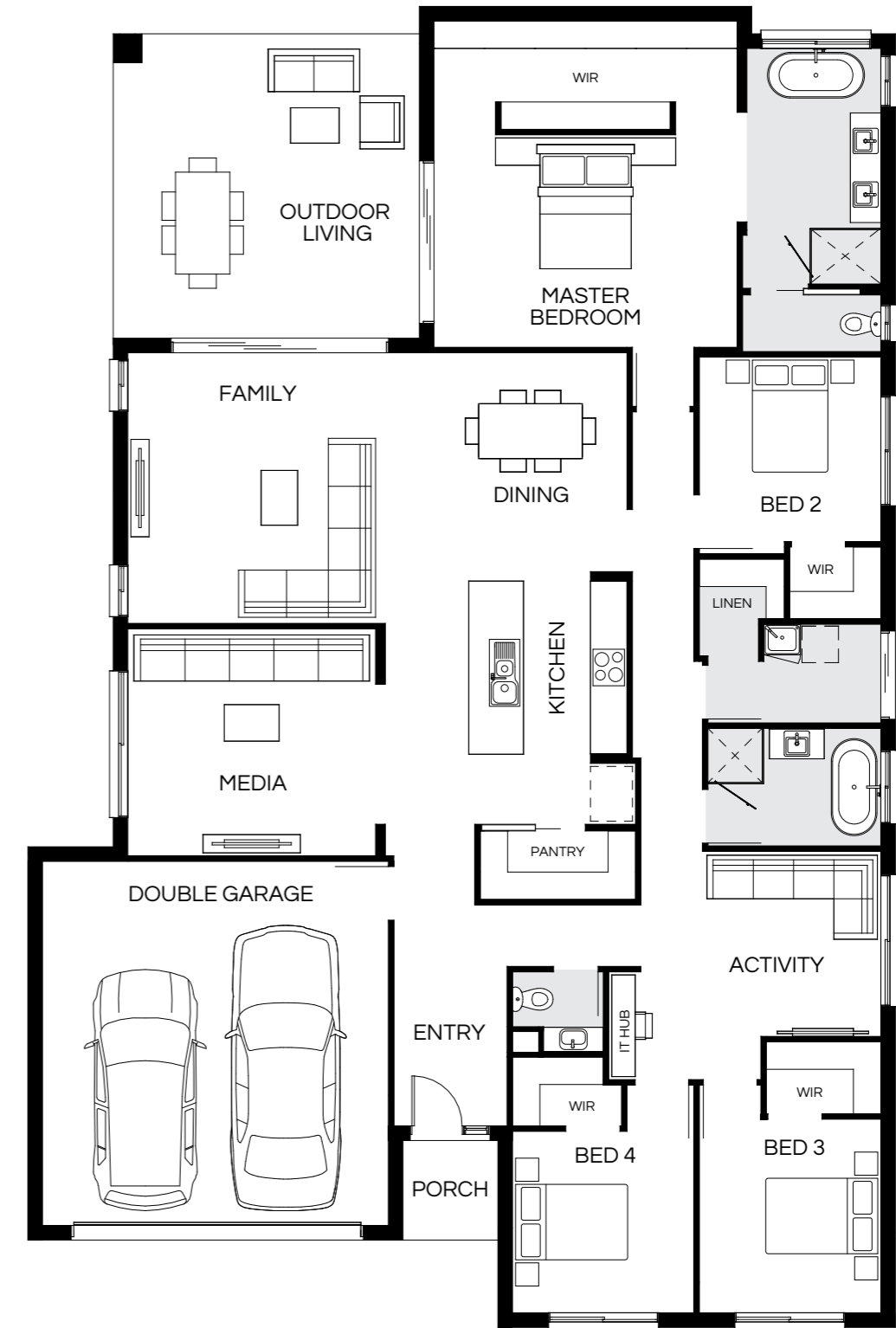


Master Bed	3510 x 5000	Activity	3045 x 4000	Media	3750 x 4000	House Length	20.615m
Bed 2	3000 x 3000	Dining	3565 x 3350	Outdoor	5000 x 5040	House Width	14.59m
Bed 3	3000 x 3000	Family	4465 x 4830			House Area	269.61m <sup>2</sup> (29.02sq)
Bed 4	3030 x 3050	IT Hub	2430 x 2070			<b>Lot width</b>	<b>16m<sup>+</sup></b>

Floorplan and lot width based on Designer facade. Floorplan is indicative only, conceptual in nature and subject to change without notice. Floorplan may depict features and/or other products which are not included in the house design, not included in the house price and/or not available from Coral Homes. All measurements are in millimetres unless otherwise stated. Floorplan measurements are approximate and are not to scale. Lot width is a guide only and may change due to developer covenants and Local Authority guidelines. For more information speak to your Coral Homes New Home Consultant. © Coral Homes Pty Ltd.

# Lisbon 275Q

4 | 3 | 2.5 | 2

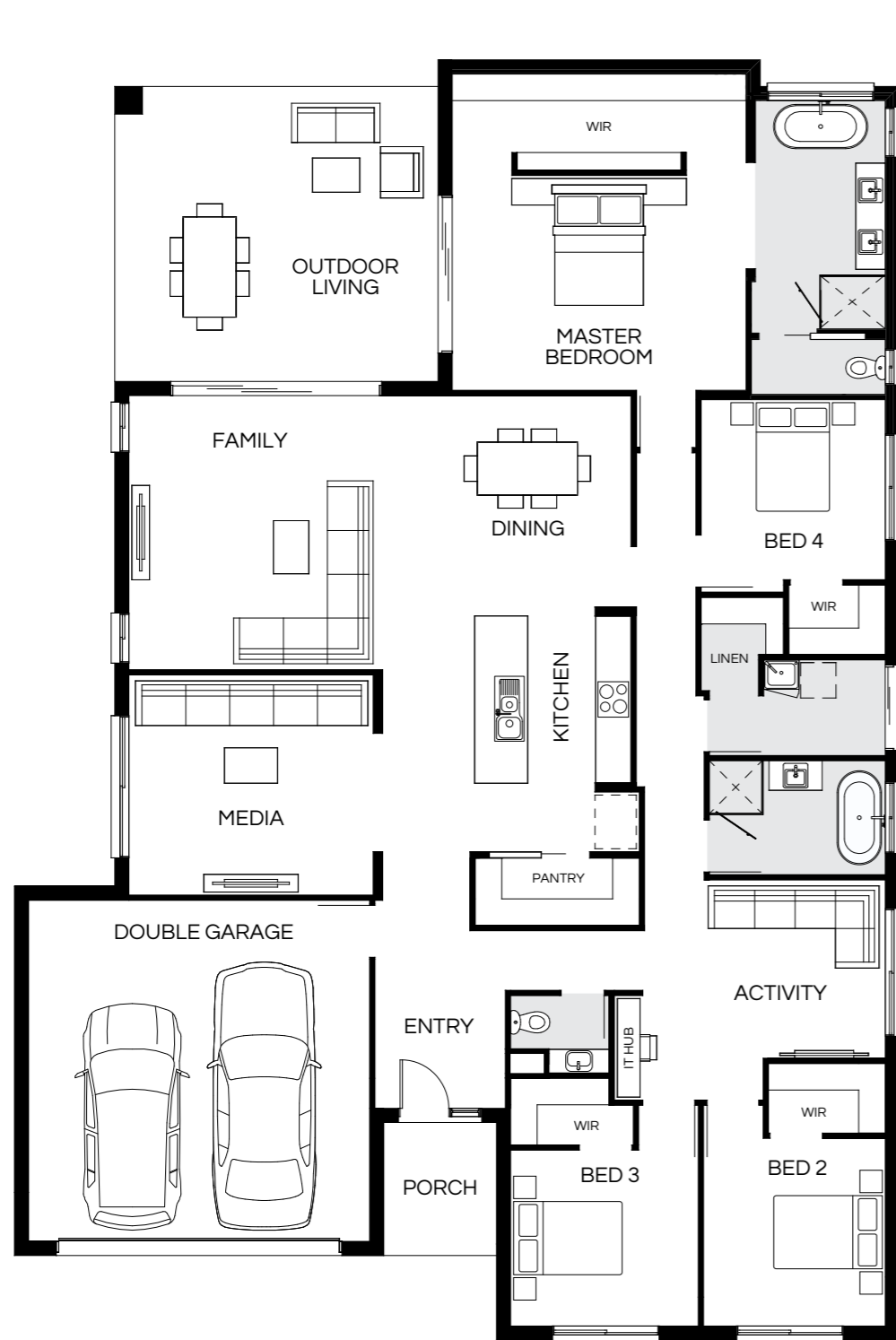


Master Bed	3510 x 5000	Activity	3060 x 3960	Outdoor	5000 x 5030	House Length	21.70m
Bed 2	3050 x 3000	Dining	3760 x 3280			House Width	14.25m
Bed 3	3200 x 3000	Family	4465 x 4940			House Area	275.49m <sup>2</sup> (29.65sq)
Bed 4	3000 x 3000	Media	3750 x 4090			<b>Lot width</b>	<b>15.5m<sup>+</sup></b>

Floorplan and lot width based on Designer facade. Floorplan is indicative only, conceptual in nature and subject to change without notice. Floorplan may depict features and/or other products which are not included in the house design, not included in the house price and/or not available from Coral Homes. All measurements are in millimetres unless otherwise stated. Floorplan measurements are approximate and are not to scale. Lot width is a guide only and may change due to developer covenants and Local Authority guidelines. For more information speak to your Coral Homes New Home Consultant. © Coral Homes Pty Ltd.

# Lisbon 286Q

4 | 3 | 2.5 | 2

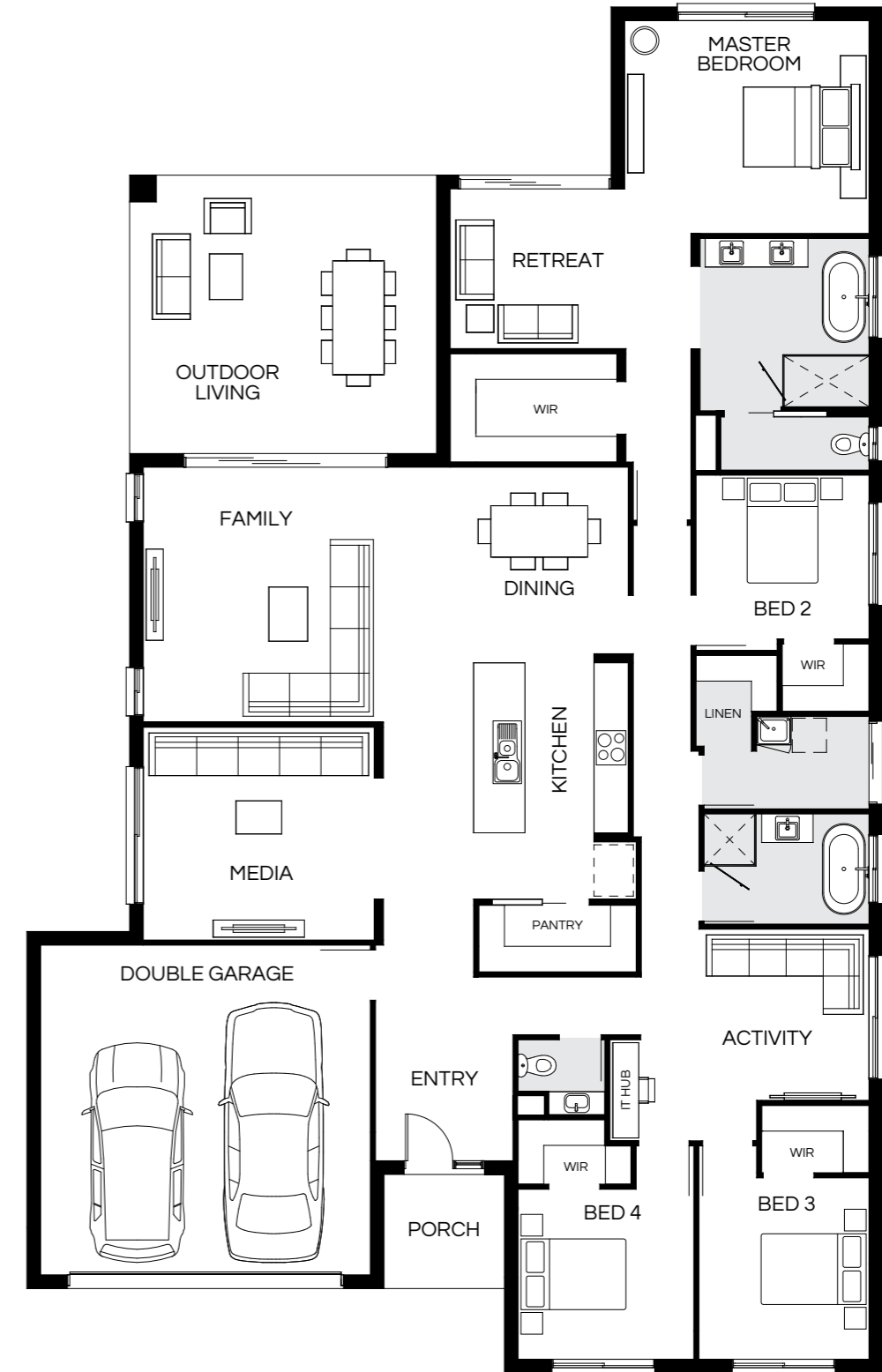


Master Bed	3660 x 5000	Activity	3040 x 4100	Outdoor	5000 x 5480	House Length	21.70m
Bed 2	3200 x 3100	Dining	3745 x 3630			House Width	15.00m
Bed 3	3000 x 3200	Family	4665 x 4900			House Area	286.44m <sup>2</sup> (30.83sq)
Bed 4	3070 x 3140	Media	3750 x 4160			<b>Lot width</b>	<b>16.5m<sup>+</sup></b>

Floorplan and lot width based on Designer facade. Floorplan is indicative only, conceptual in nature and subject to change without notice. Floorplan may depict features and/or other products which are not included in the house design, not included in the house price and/or not available from Coral Homes. All measurements are in millimetres unless otherwise stated. Floorplan measurements are approximate and are not to scale. Lot width is a guide only and may change due to developer covenants and Local Authority guidelines. For more information speak to your Coral Homes New Home Consultant. © Coral Homes Pty Ltd.

# Lisbon 292Q

4 | 4 | 2.5 | 2



Master Bed	3750 x 4300	Activity	3020 x 4010	Retreat	2820 x 4240	House Length	23.95m
Bed 2	2890 x 3050	Dining	3440 x 3650	Outdoor	4880 x 5380	House Width	15.00m
Bed 3	3200 x 3000	Family	4490 x 4870			House Area	292.78m <sup>2</sup> (31.52sq)
Bed 4	3000 x 3100	Media	3750 x 4070			<b>Lot width</b>	<b>16.5m<sup>+</sup></b>

Floorplan and lot width based on Designer facade. Floorplan is indicative only, conceptual in nature and subject to change without notice. Floorplan may depict features and/or other products which are not included in the house design, not included in the house price and/or not available from Coral Homes. All measurements are in millimetres unless otherwise stated. Floorplan measurements are approximate and are not to scale. Lot width is a guide only and may change due to developer covenants and Local Authority guidelines. For more information speak to your Coral Homes New Home Consultant. © Coral Homes Pty Ltd.



On display

Award winner

# Lisbon 293Q

4 | 3 | 2.5 | 2

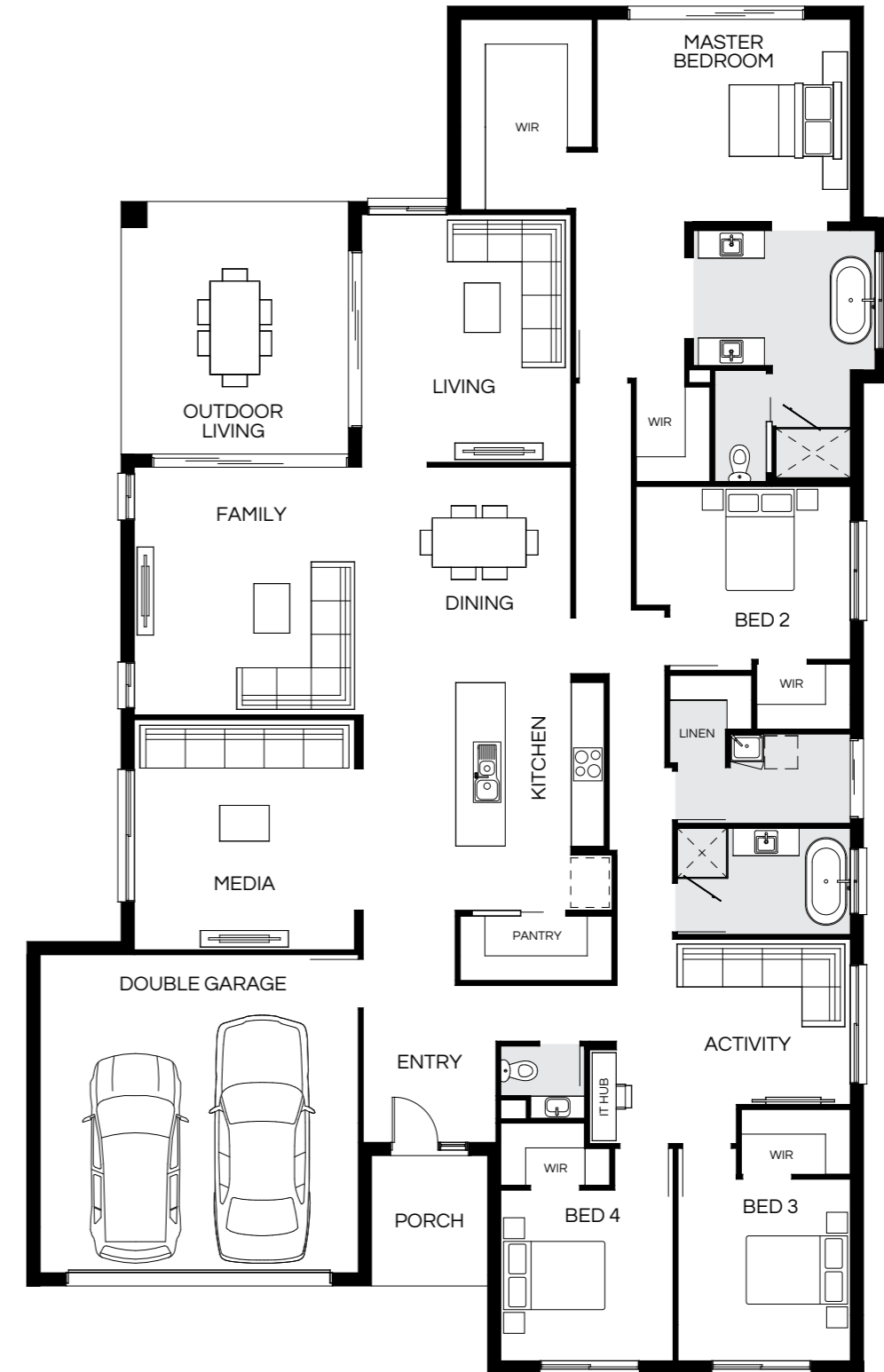


Master Bed	3510 x 4920	Activity	3040 x 4100	Outdoor	5000 x 5790	House Length	21.70m
Bed 2	3200 x 3070	Dining	3750 x 3940			House Width	15.40m
Bed 3	3000 x 3200	Family	4665 x 4900			House Area	293.06m <sup>2</sup> (31.55sq)
Bed 4	3050 x 3000	Media	3750 x 4220			<b>Lot width</b>	<b>16.5m<sup>+</sup></b>

Floorplan and lot width based on Designer facade. Floorplan is indicative only, conceptual in nature and subject to change without notice. Floorplan may depict features and/or other products which are not included in the house design, not included in the house price and/or not available from Coral Homes. All measurements are in millimetres unless otherwise stated. Floorplan measurements are approximate and are not to scale. Lot width is a guide only and may change due to developer covenants and Local Authority guidelines. For more information speak to your Coral Homes New Home Consultant. © Coral Homes Pty Ltd.

# Lisbon 315Q

4 | 4 | 2.5 | 2



Master Bed	3700 x 4620	Activity	3020 x 4260	Media	4200 x 4020	House Length	24.86m
Bed 2	3160 x 3300	Dining	3925 x 3790	Outdoor	4590 x 4130	House Width	15.65m
Bed 3	3320 x 3150	Family	4520 x 4160			House Area	315.72m <sup>2</sup> (33.98sq)
Bed 4	3120 x 3150	Living	4520 x 3820			<b>Lot width</b>	<b>17m<sup>+</sup></b>

Floorplan and lot width based on Designer facade. Floorplan is indicative only, conceptual in nature and subject to change without notice. Floorplan may depict features and/or other products which are not included in the house design, not included in the house price and/or not available from Coral Homes. All measurements are in millimetres unless otherwise stated. Floorplan measurements are approximate and are not to scale. Lot width is a guide only and may change due to developer covenants and Local Authority guidelines. For more information speak to your Coral Homes New Home Consultant. © Coral Homes Pty Ltd.



# Lisbon Facades

14m+ Lot Width



Scan  
to view  
full facade  
range

Hamptons



Elliot Portico



Designer



Lodge



East Hamptons



Mornington





# Lisbon Facades

15m-17m+ Lot Width



Scan  
to view  
full facade  
range

East Hamptons Display Facade



Modern Display Facade



Elliot Portico



Lodge



Hamptons Display Facade



Designer





# Madrid Series

Featuring a modern kitchen and an oversized walk-in pantry, the Madrid Series is the perfect single storey family home. This spacious design has four bedrooms including a generous master suite, multiple living spaces and double garage. Designed for lot widths of 12m or more.



Scan to view series

Madrid (Pavilion Facade) – Springfield Rise, Spring Mountain

On display



Madrid – Springfield Rise, Spring Mountain



Madrid – Springfield Rise, Spring Mountain





# Madrid 196Q

4 | 2 | 2 | 2



Master Bed	3400 x 3400	Activity	3220 x 3510	Outdoor	3090 x 3020	House Length	19.30m
Bed 2	3000 x 3140	Dining	3630 x 3760			House Width	11.15m
Bed 3	3020 x 3140	Living	3890 x 4000			House Area	196.32m <sup>2</sup> (21.13sq)
Bed 4	3020 x 2860					<b>Lot width</b>	<b>12.5m<sup>+</sup></b>

Floorplan and lot width based on Designer facade. Floorplan is indicative only, conceptual in nature and subject to change without notice. Floorplan may depict features and/or other products which are not included in the house design, not included in the house price and/or not available from Coral Homes. All measurements are in millimetres unless otherwise stated. Floorplan measurements are approximate and are not to scale. Lot width is a guide only and may change due to developer covenants and Local Authority guidelines. For more information speak to your Coral Homes New Home Consultant. © Coral Homes Pty Ltd.

# Madrid 205Q

4 | 2 | 2 | 2



Master Bed	3650 x 3350	Activity	3310 x 3950	Outdoor	2970 x 2960	House Length	20.60m
Bed 2	3000 x 3280	Dining	2900 x 4420			House Width	10.90m
Bed 3	2900 x 2905	Living	3750 x 4420			House Area	205.76m <sup>2</sup> (22.15sq)
Bed 4	2900 x 2905					<b>Lot width</b>	<b>12m<sup>+</sup></b>

Floorplan and lot width based on Designer facade. Floorplan is indicative only, conceptual in nature and subject to change without notice. Floorplan may depict features and/or other products which are not included in the house design, not included in the house price and/or not available from Coral Homes. All measurements are in millimetres unless otherwise stated. Floorplan measurements are approximate and are not to scale. Lot width is a guide only and may change due to developer covenants and Local Authority guidelines. For more information speak to your Coral Homes New Home Consultant. © Coral Homes Pty Ltd.

Madrid – North Harbour Estate, Burpengary East

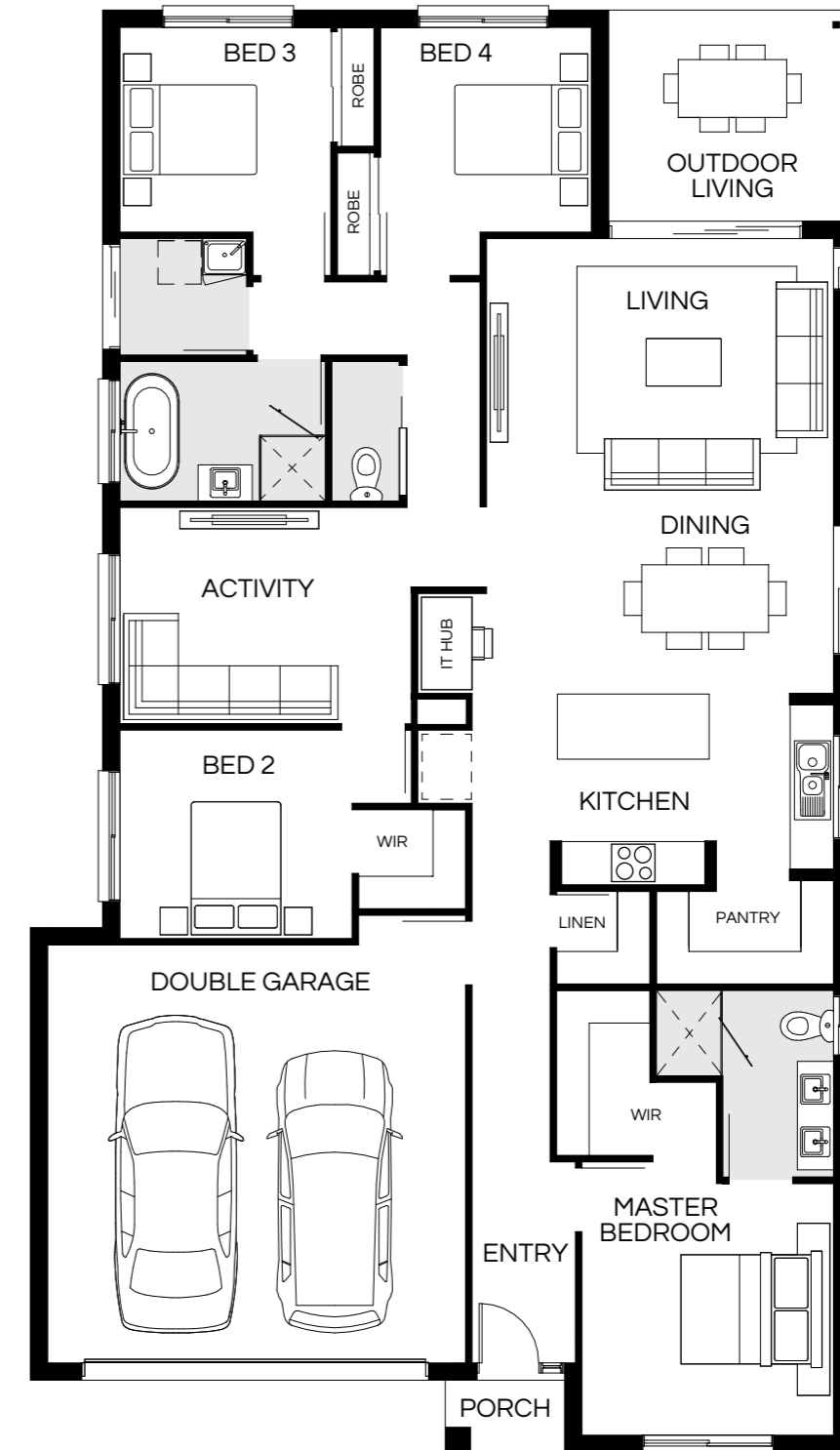


Madrid – North Harbour Estate, Burpengary East



# Madrid 208Q

4 | 2 | 2 | 2



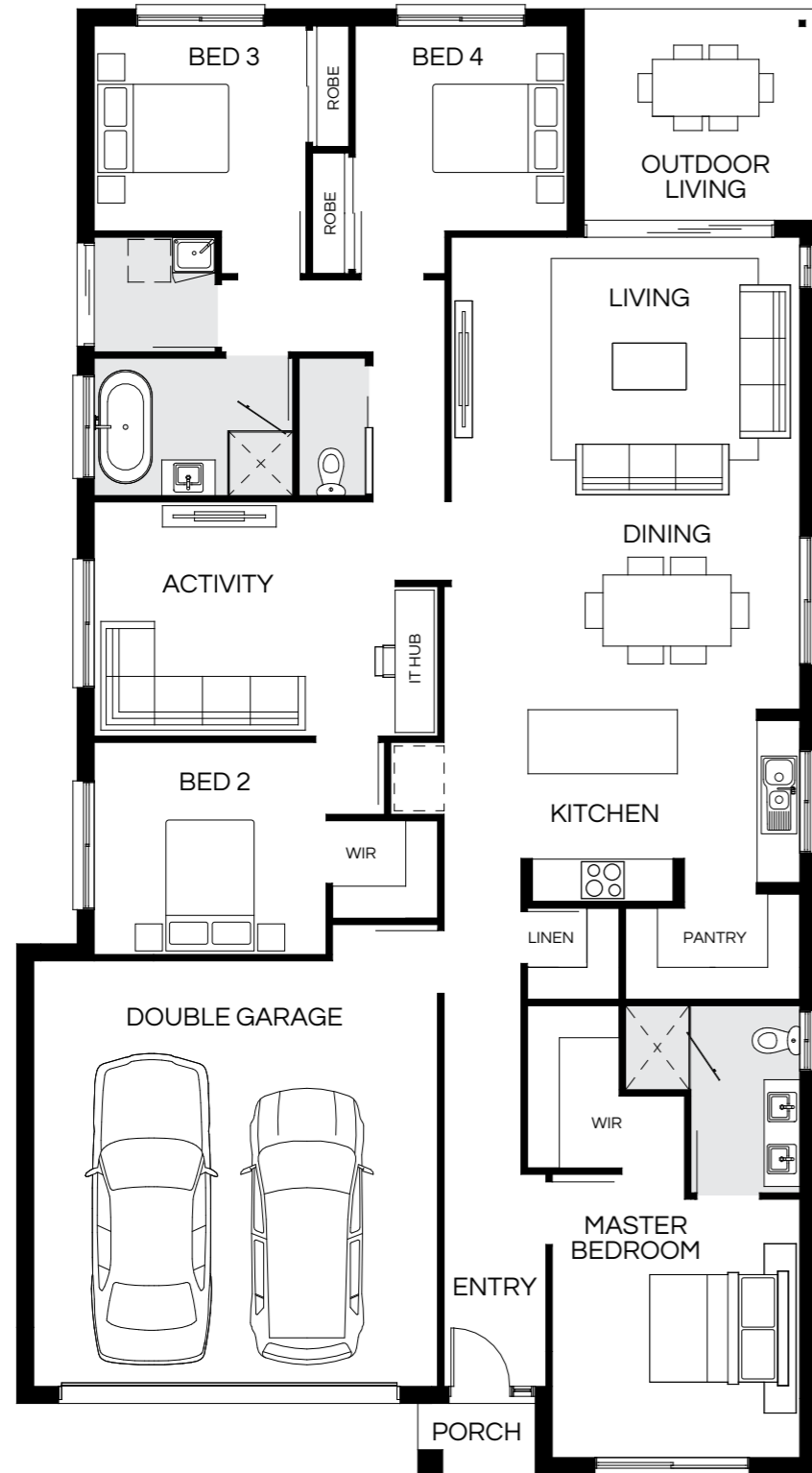
Master Bed	3500 x 3500	Activity	3010 x 4050	Outdoor	2920 x 3350	House Length	19.95m
Bed 2	2900 x 3230	Dining	2810 x 4820			House Width	11.35m
Bed 3	2850 x 2935	Living	3500 x 4820			House Area	208m <sup>2</sup> (22.39sq)
Bed 4	2850 x 2935					<b>Lot width</b>	<b>12.5m+</b>

Floorplan and lot width based on Designer facade. Floorplan is indicative only, conceptual in nature and subject to change without notice. Floorplan may depict features and/or other products which are not included in the house design, not included in the house price and/or not available from Coral Homes. All measurements are in millimetres unless otherwise stated. Floorplan measurements are approximate and are not to scale. Lot width is a guide only and may change due to developer covenants and Local Authority guidelines. For more information speak to your Coral Homes New Home Consultant. © Coral Homes Pty Ltd.



# Madrid 214Q

4 | 2 | 2 | 2



Master Bed	3650 x 3500	Activity	3310 x 4240	Outdoor	2970 x 3270	House Length	20.60m
Bed 2	3000 x 3280	Dining	2900 x 5020			House Width	11.25m
Bed 3	2900 x 3000	Living	3750 x 4920			House Area	214.93m <sup>2</sup> (23.14sq)
Bed 4	2900 x 3000					<b>Lot width</b>	<b>12.5m+</b>

Floorplan and lot width based on Designer facade. Floorplan is indicative only, conceptual in nature and subject to change without notice. Floorplan may depict features and/or other products which are not included in the house design, not included in the house price and/or not available from Coral Homes. All measurements are in millimetres unless otherwise stated. Floorplan measurements are approximate and are not to scale. Lot width is a guide only and may change due to developer covenants and Local Authority guidelines. For more information speak to your Coral Homes New Home Consultant. © Coral Homes Pty Ltd.

# Madrid 236Q

4 | 3 | 2.5 | 2



Master Bed	3550 x 3500	Activity	2850 x 4040	Outdoor	3220 x 3750	House Length	22.94m
Bed 2	3000 x 3200	Dining	3410 x 5200			House Width	11.28m
Bed 3	3030 x 3000	Living	3480 x 4180			House Area	236.72m <sup>2</sup> (25.48sq)
Bed 4	2950 x 3000	Media	3500 x 4180			<b>Lot width</b>	<b>12.5m+</b>

Floorplan and lot width based on Designer facade. Floorplan is indicative only, conceptual in nature and subject to change without notice. Floorplan may depict features and/or other products which are not included in the house design, not included in the house price and/or not available from Coral Homes. All measurements are in millimetres unless otherwise stated. Floorplan measurements are approximate and are not to scale. Lot width is a guide only and may change due to developer covenants and Local Authority guidelines. For more information speak to your Coral Homes New Home Consultant. © Coral Homes Pty Ltd.

# Madrid 240Q

4 | 3 | 2.5 | 2



Master Bed	3600 x 3500	Activity	3000 x 4100	Outdoor	3220 x 3750	House Length	23.25m
Bed 2	3000 x 3200	Dining	3050 x 5500			House Width	11.53m
Bed 3	3130 x 3000	Living	3960 x 4180			House Area	240.06m <sup>2</sup> (25.84sq)
Bed 4	3050 x 3000	Media	3500 x 4180			<b>Lot width</b>	<b>13m+</b>

Floorplan and lot width based on Designer facade. Floorplan is indicative only, conceptual in nature and subject to change without notice. Floorplan may depict features and/or other products which are not included in the house design, not included in the house price and/or not available from Coral Homes. All measurements are in millimetres unless otherwise stated. Floorplan measurements are approximate and are not to scale. Lot width is a guide only and may change due to developer covenants and Local Authority guidelines. For more information speak to your Coral Homes New Home Consultant. © Coral Homes Pty Ltd.

Madrid – North Harbour Estate, Burpengary East



Madrid – North Harbour Estate, Burpengary East



Photography depicts items such as homewares, furniture, finishes, landscaping and fencing and may depict items that are upgraded or not supplied by Coral Homes. Speak with your New Home Consultant for more details.



# Madrid 252Q

4 | 3 | 2.5 | 2

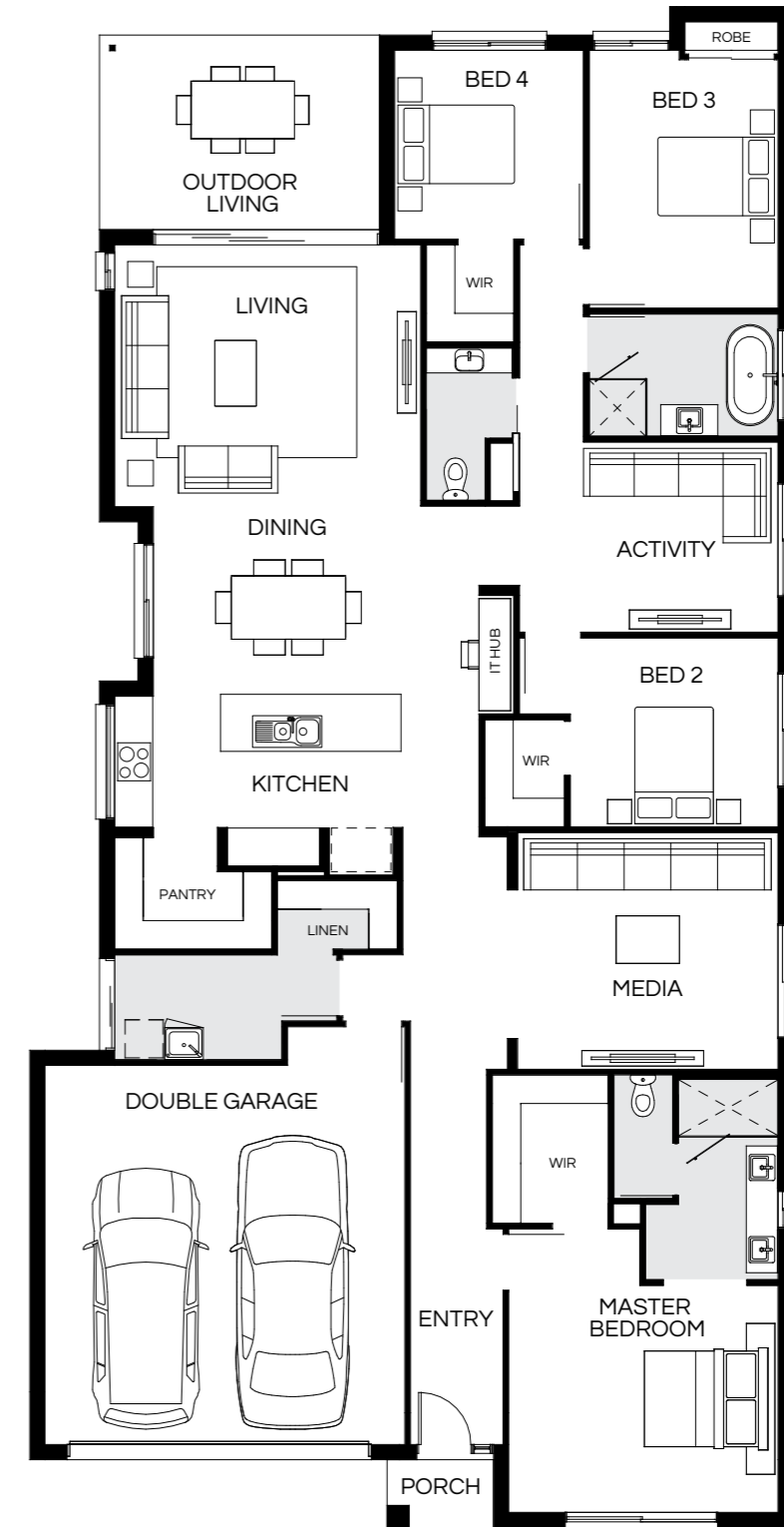


Master Bed	3650 x 3620	Activity	3100 x 4100	Outdoor	3760 x 3870	House Length	24.26m
Bed 2	3100 x 3200	Dining	3050 x 5170			House Width	11.40m
Bed 3	3000 x 3000	Living	4290 x 4300			House Area	252.12m <sup>2</sup> (27.14sq)
Bed 4	3150 x 3000	Media	3600 x 4330			<b>Lot width</b>	<b>12.5m<sup>+</sup></b>

Floorplan and lot width based on Designer facade. Floorplan is indicative only, conceptual in nature and subject to change without notice. Floorplan may depict features and/or other products which are not included in the house design, not included in the house price and/or not available from Coral Homes. All measurements are in millimetres unless otherwise stated. Floorplan measurements are approximate and are not to scale. Lot width is a guide only and may change due to developer covenants and Local Authority guidelines. For more information speak to your Coral Homes New Home Consultant. © Coral Homes Pty Ltd.

# Madrid 259Q

4 | 3 | 2.5 | 2



Master Bed	3600 x 4270	Activity	3020 x 4100	Outdoor	3070 x 4420	House Length	23.995m
Bed 2	3000 x 3300	Dining	2950 x 5160			House Width	12.05m
Bed 3	3940 x 3000	Living	4150 x 4850			House Area	259.42m <sup>2</sup> (27.92sq)
Bed 4	3000 x 3000	Media	3755 x 4130			<b>Lot width</b>	<b>13.5m<sup>+</sup></b>

Floorplan and lot width based on Designer facade. Floorplan is indicative only, conceptual in nature and subject to change without notice. Floorplan may depict features and/or other products which are not included in the house design, not included in the house price and/or not available from Coral Homes. All measurements are in millimetres unless otherwise stated. Floorplan measurements are approximate and are not to scale. Lot width is a guide only and may change due to developer covenants and Local Authority guidelines. For more information speak to your Coral Homes New Home Consultant. © Coral Homes Pty Ltd.

On display



# Madrid Facades

12m+ Lot Width



Scan  
to view  
full facade  
range

Modern



Mornington Display Facade



East Hamptons



Southampton



Shoreline



Designer





# Majorca Series

Designed with a focus on functionality, the Majorca Series offers a seamless blend of open-plan living and thoughtful spaces. This single storey home features multiple living areas that effortlessly connect, creating a versatile and inviting environment. With four bedrooms, including a generously sized master retreat strategically positioned for privacy, the Majorca Series ensures a balance between shared and personal spaces.



Scan to view series

Majorca – Hereford Hill Estate, Lochinvar



Majorca (Hamptons Facade) – Hereford Hill Estate, Lochinvar

On display



Majorca – Hereford Hill Estate, Lochinvar





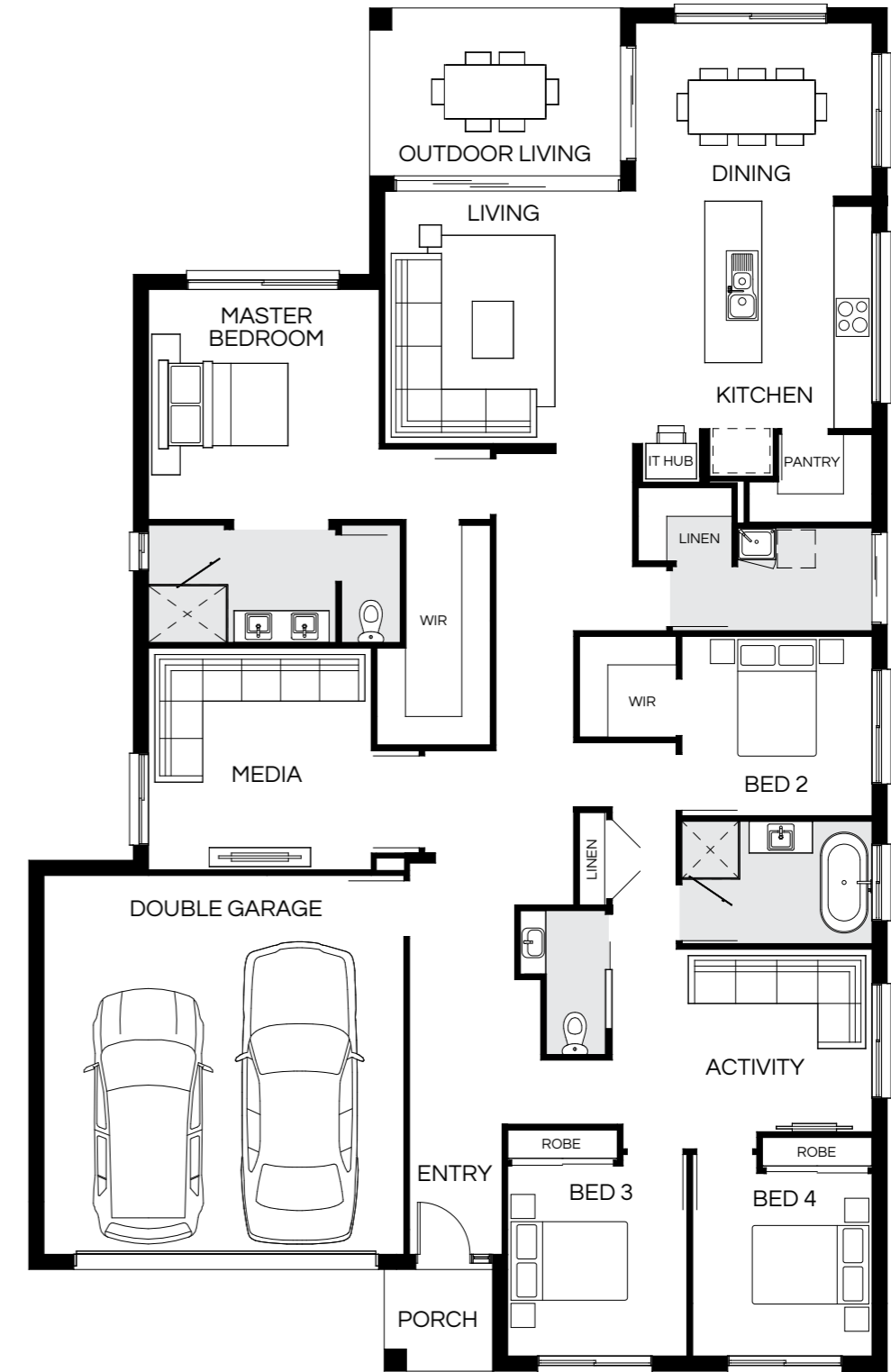
Majorca – Hereford Hill Estate, Lochinvar



# Majorca 244Q

4 | 3 | 2.5 | 2

Majorca – Hereford Hill Estate, Lochinvar



Master Bed	3650 x 3660	Activity	2900 x 4120	Outdoor	2650 x 3960	House Length	21.52m
Bed 2	2850 x 3020	Dining	2750 x 3750			House Width	13.55m
Bed 3	3020 x 2850	Living	4005 x 5060			House Area	244.69m <sup>2</sup> (26.34sq)
Bed 4	2900 x 2850	Media	3520 x 3535			<b>Lot width</b>	<b>15m+</b>

Floorplan and lot width based on Designer facade. Floorplan is indicative only, conceptual in nature and subject to change without notice. Floorplan may depict features and/or other products which are not included in the house design, not included in the house price and/or not available from Coral Homes. All measurements are in millimetres unless otherwise stated. Floorplan measurements are approximate and are not to scale. Lot width is a guide only and may change due to developer covenants and Local Authority guidelines. For more information speak to your Coral Homes New Home Consultant. © Coral Homes Pty Ltd.



# Majorca 262Q

4 | 3 | 2.5 | 2



Master Bed	3670 x 3700	Activity	2900 x 4320	Outdoor	2780 x 4570	House Length	22.20m
Bed 2	2900 x 3220	Dining	3300 x 3800			House Width	13.75m
Bed 3	2900 x 2950	Living	4110 x 5660			House Area	262.32m <sup>2</sup> (28.24sq)
Bed 4	2900 x 2950	Media	3750 x 3900			<b>Lot width</b>	<b>15m+</b>

Floorplan and lot width based on Designer facade. Floorplan is indicative only, conceptual in nature and subject to change without notice. Floorplan may depict features and/or other products which are not included in the house design, not included in the house price and/or not available from Coral Homes. All measurements are in millimetres unless otherwise stated. Floorplan measurements are approximate and are not to scale. Lot width is a guide only and may change due to developer covenants and Local Authority guidelines. For more information speak to your Coral Homes New Home Consultant. © Coral Homes Pty Ltd.

Majorca – Hereford Hill Estate, Lochinvar



Majorca – Hereford Hill Estate, Lochinvar



Photography depicts items such as homewares, furniture, finishes, landscaping and fencing and may depict items that are upgraded or not supplied by Coral Homes. Speak with your New Home Consultant for more details.

# Majorca 305Q

4 | 4 | 2.5 | 2

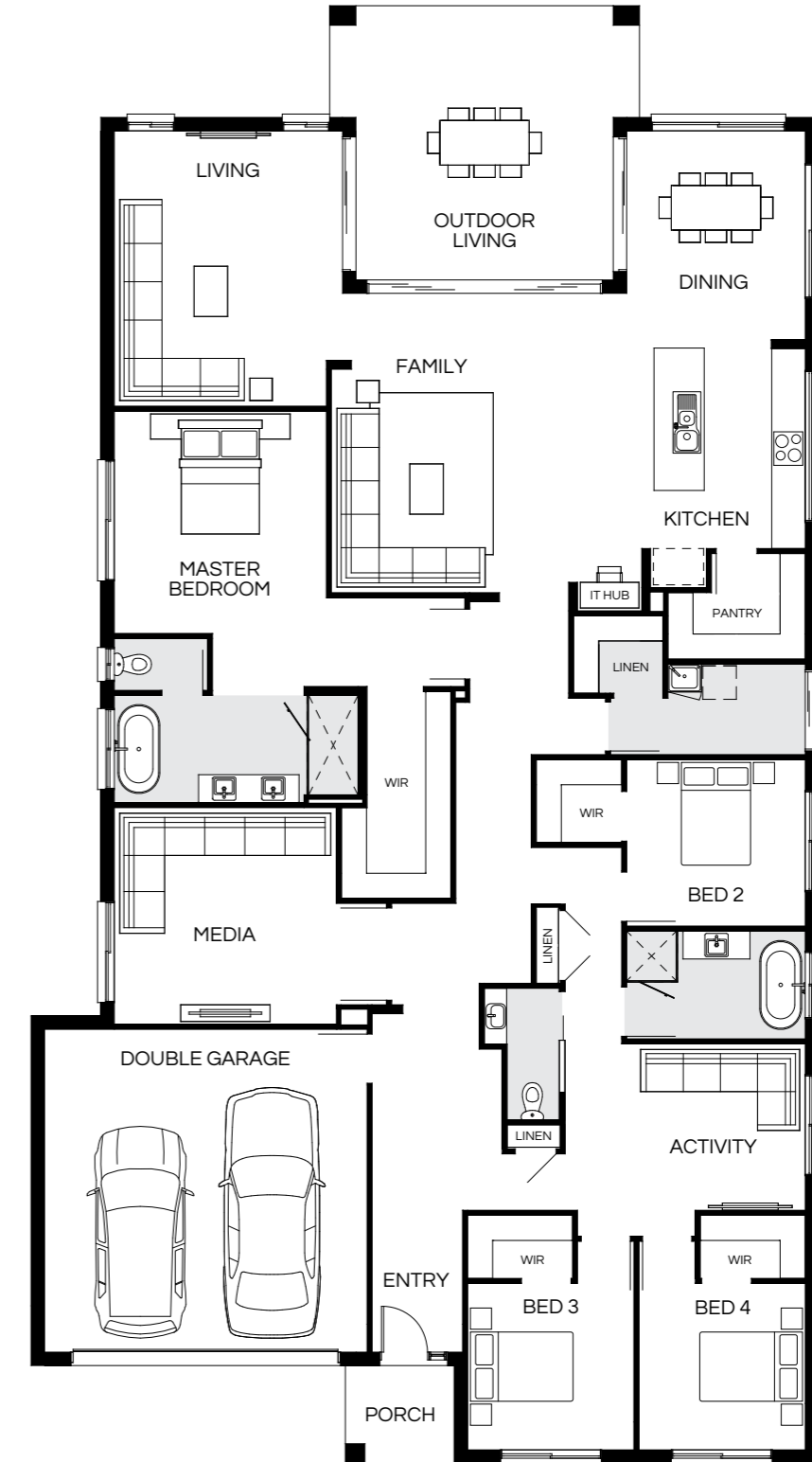


Master Bed	3800 x 3820	Activity	2930 x 4320	Media	3800 x 4000	House Length	24.935m
Bed 2	2900 x 3220	Dining	3855 x 3300	Outdoor	4770 x 5395	House Width	14.025m
Bed 3	3000 x 3000	Family	5180 x 5665			House Area	305.68m <sup>2</sup> (32.90sq)
Bed 4	3000 x 3000	Living	4610 x 4100			<b>Lot width</b>	<b>15.5m<sup>+</sup></b>

Floorplan and lot width based on Designer facade. Floorplan is indicative only, conceptual in nature and subject to change without notice. Floorplan may depict features and/or other products which are not included in the house design, not included in the house price and/or not available from Coral Homes. All measurements are in millimetres unless otherwise stated. Floorplan measurements are approximate and are not to scale. Lot width is a guide only and may change due to developer covenants and Local Authority guidelines. For more information speak to your Coral Homes New Home Consultant. © Coral Homes Pty Ltd.

# Majorca 321Q

4 | 4 | 2.5 | 2



Master Bed	4000 x 3820	Activity	3000 x 4320	Media	3900 x 4000	House Length	26.10m
Bed 2	3000 x 3220	Dining	3900 x 3220	Outdoor	4910 x 5550	House Width	14.11m
Bed 3	3000 x 3000	Family	5380 x 5790			House Area	321.19m <sup>2</sup> (34.57sq)
Bed 4	3000 x 3000	Living	4950 x 4110			<b>Lot width</b>	<b>15.5m<sup>+</sup></b>

Floorplan and lot width based on Designer facade. Floorplan is indicative only, conceptual in nature and subject to change without notice. Floorplan may depict features and/or other products which are not included in the house design, not included in the house price and/or not available from Coral Homes. All measurements are in millimetres unless otherwise stated. Floorplan measurements are approximate and are not to scale. Lot width is a guide only and may change due to developer covenants and Local Authority guidelines. For more information speak to your Coral Homes New Home Consultant. © Coral Homes Pty Ltd.



# Majorca Facades

15m+ Lot Width



Scan  
to view  
full facade  
range

Hamptons Display Facade



Modern



Shoreline



Lodge



East Hamptons



Designer





# Milan Series

The single storey Milan Series has been crafted with functionality in mind. This innovative floorplan has the master bedroom located at the back of the home – the opposite end to the kids' bedrooms. With spacious living areas, four bedrooms and two bathrooms, the Milan Series has plenty of room for a growing family.



Scan to view series

Milan (Calais Modified Facade) – Shoreline Estate, Redland Bay

On display



Milan – Shoreline Estate, Redland Bay



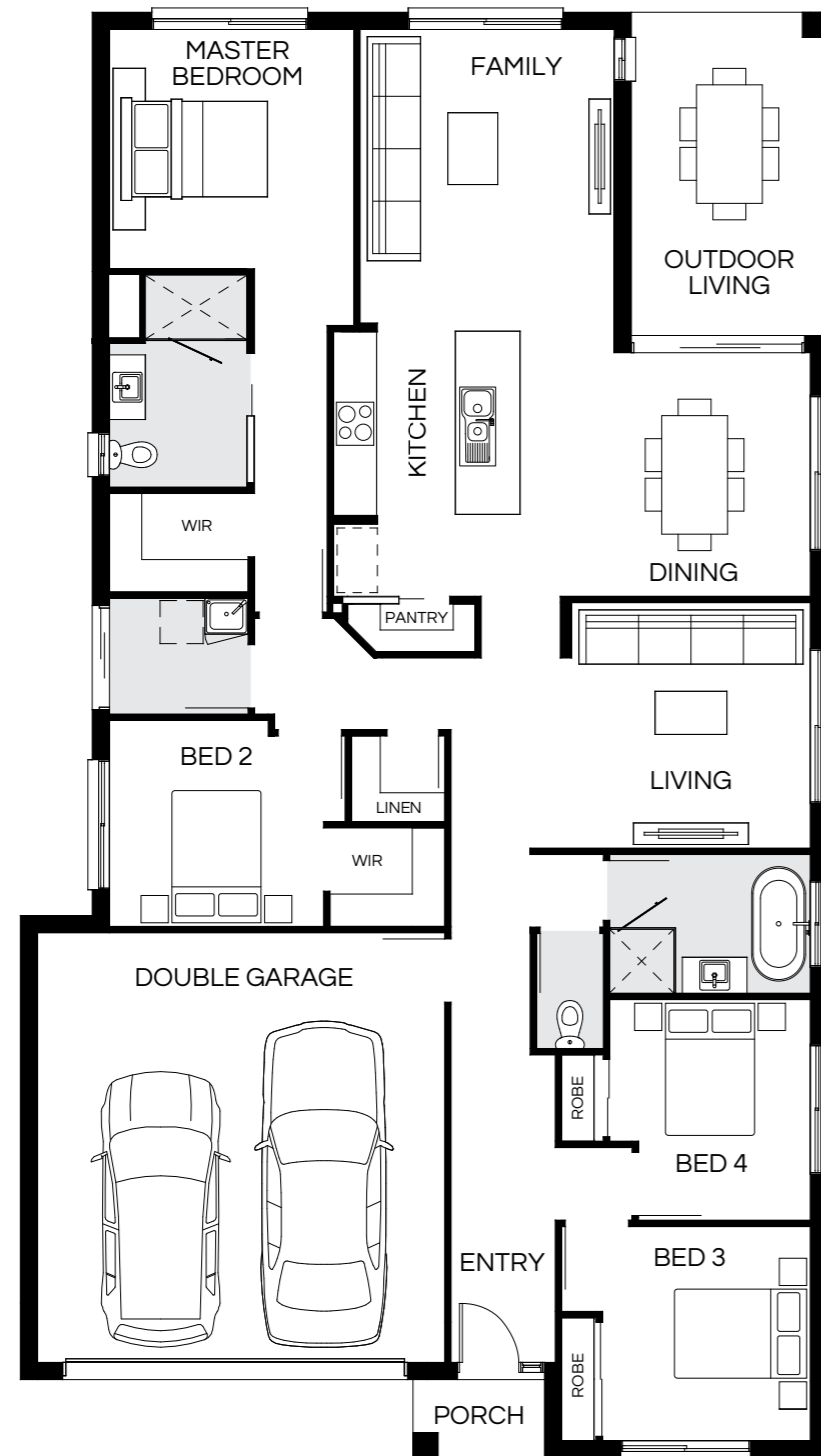
Milan – Shoreline Estate, Redland Bay





# Milan 208Q

4 | 2 | 2 | 2

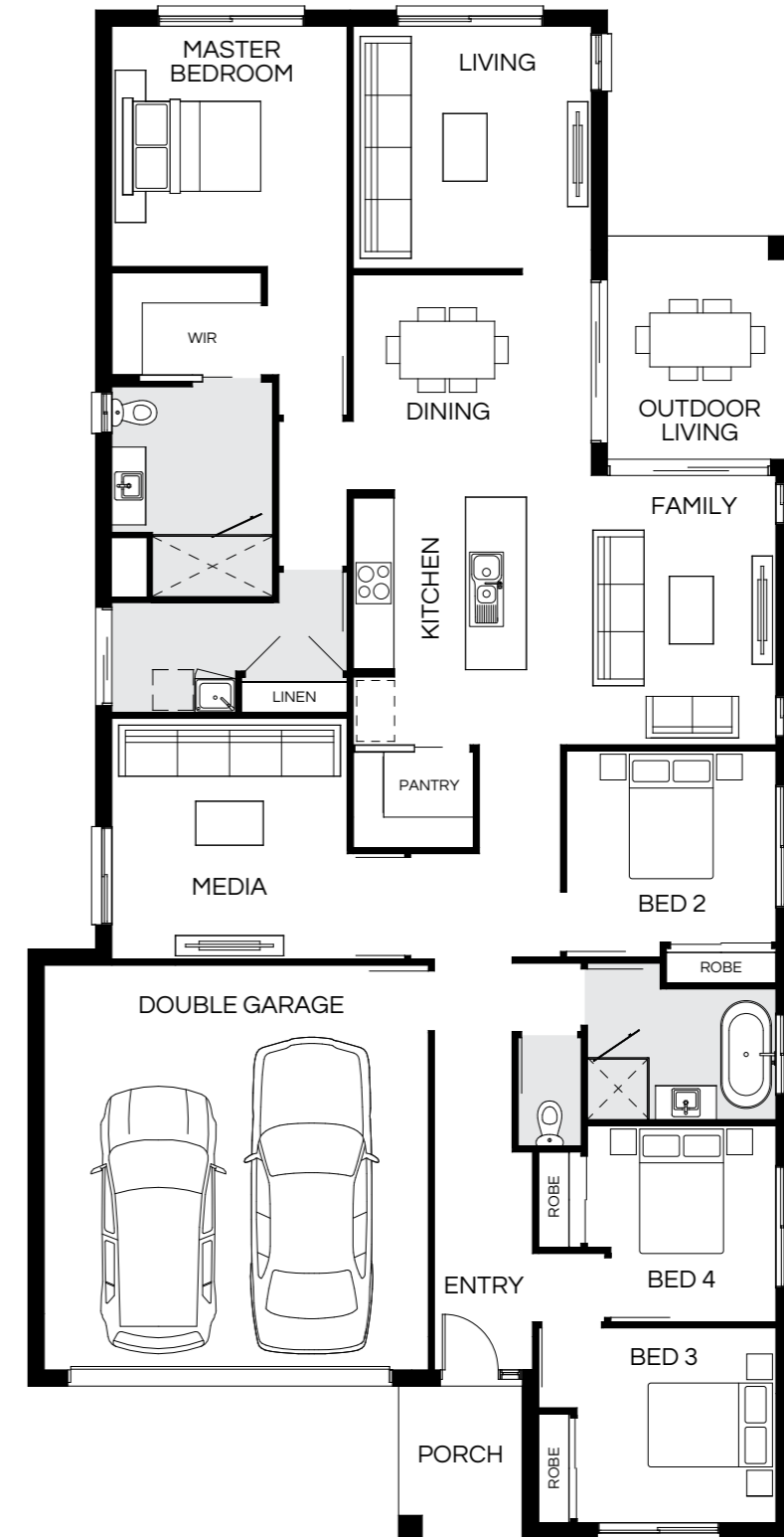


Master Bed	3350 x 3420	Dining	3410 x 4050	Outdoor	4500 x 2730	House Length	20.14m
Bed 2	2900 x 3000	Family	4210 x 3570			House Width	11.25m
Bed 3	3000 x 2910	Living	3450 x 3340			House Area	208.01m <sup>2</sup> (22.39sq)
Bed 4	3090 x 2810					<b>Lot width</b>	<b>12.5m<sup>+</sup></b>

Floorplan and lot width based on Designer facade. Floorplan is indicative only, conceptual in nature and subject to change without notice. Floorplan may depict features and/or other products which are not included in the house design, not included in the house price and/or not available from Coral Homes. All measurements are in millimetres unless otherwise stated. Floorplan measurements are approximate and are not to scale. Lot width is a guide only and may change due to developer covenants and Local Authority guidelines. For more information speak to your Coral Homes New Home Consultant. © Coral Homes Pty Ltd.

# Milan 220Q

4 | 3 | 2 | 2



Master Bed	3570 x 3500	Dining	3300 x 3540	Outdoor	3300 x 2730	House Length	22.60m
Bed 2	2850 x 3115	Family	3700 x 4000			House Width	11.30m
Bed 3	2900 x 2960	Living	3600 x 3540			House Area	220.00m <sup>2</sup> (23.68sq)
Bed 4	2920 x 2810	Media	3580 x 3500			<b>Lot width</b>	<b>12.5m<sup>+</sup></b>

Floorplan and lot width based on Designer facade. Floorplan is indicative only, conceptual in nature and subject to change without notice. Floorplan may depict features and/or other products which are not included in the house design, not included in the house price and/or not available from Coral Homes. All measurements are in millimetres unless otherwise stated. Floorplan measurements are approximate and are not to scale. Lot width is a guide only and may change due to developer covenants and Local Authority guidelines. For more information speak to your Coral Homes New Home Consultant. © Coral Homes Pty Ltd.

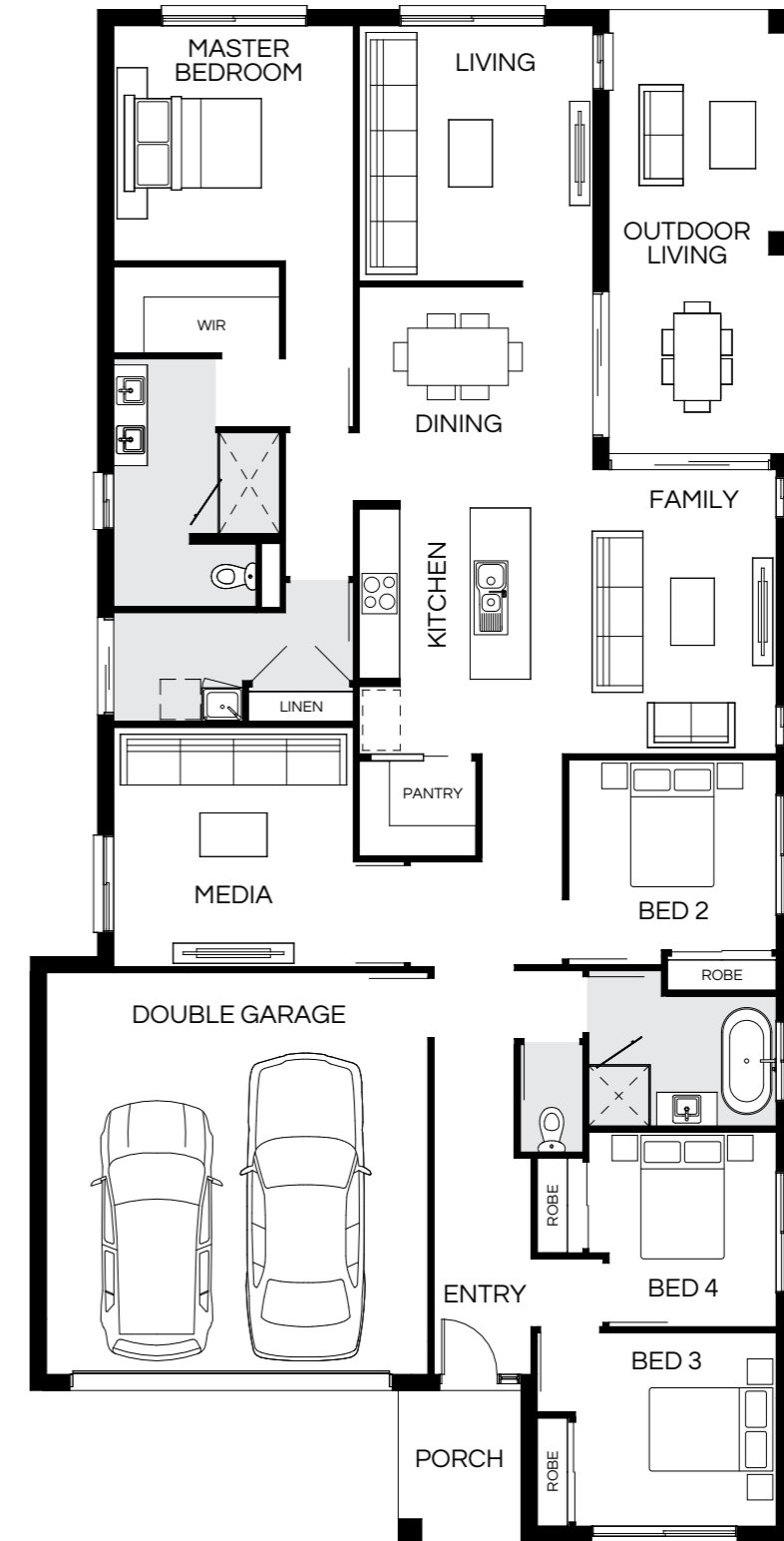
Milan – Everleigh Estate, Greenbank



# Milan 232Q

4 | 3 | 2 | 2

Milan – Everleigh Estate, Greenbank



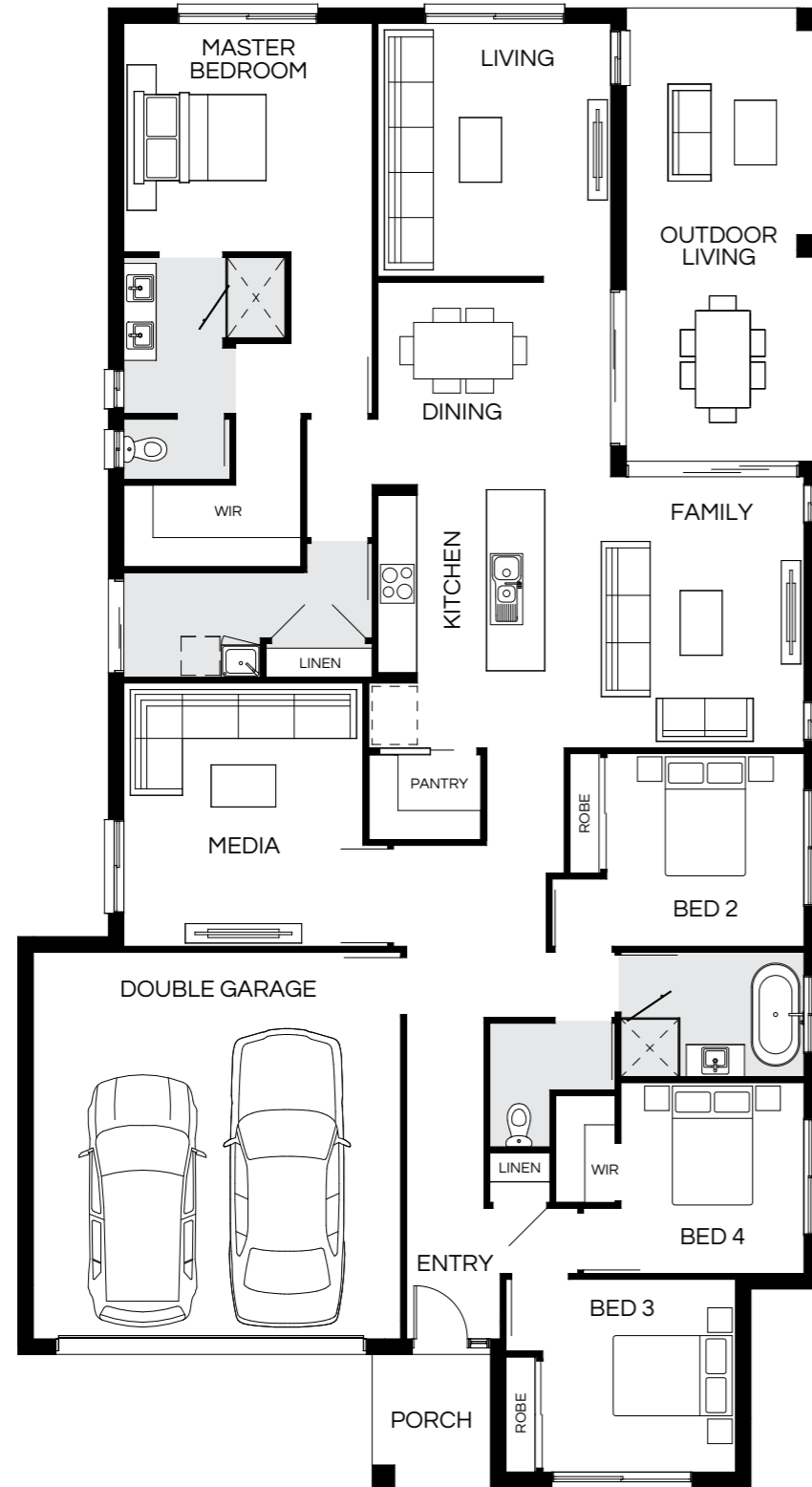
Master Bed	3520 x 3590	Dining	3300 x 3500	Outdoor	6610 x 2730	House Length	22.82m
Bed 2	2850 x 3115	Family	4250 x 3670			House Width	11.35m
Bed 3	2900 x 3010	Living	3820 x 3500			House Area	232.53m <sup>2</sup> (25.03sq)
Bed 4	2920 x 2810	Media	3580 x 3590			<b>Lot width</b>	<b>12.5m+</b>

Floorplan and lot width based on Designer facade. Floorplan is indicative only, conceptual in nature and subject to change without notice. Floorplan may depict features and/or other products which are not included in the house design, not included in the house price and/or not available from Coral Homes. All measurements are in millimetres unless otherwise stated. Floorplan measurements are approximate and are not to scale. Lot width is a guide only and may change due to developer covenants and Local Authority guidelines. For more information speak to your Coral Homes New Home Consultant. © Coral Homes Pty Ltd.



# Milan 249Q

4 | 3 | 2 | 2

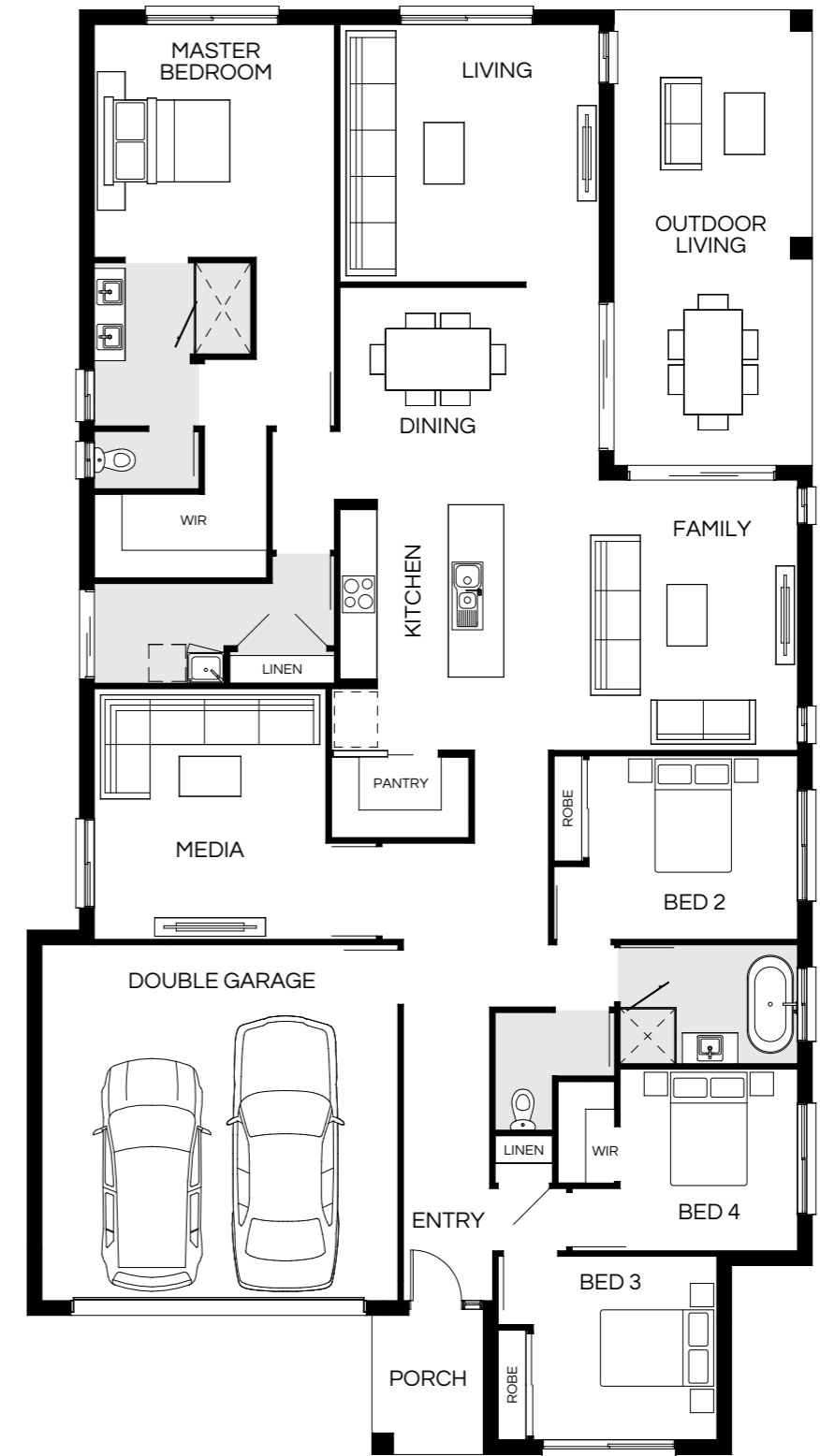


Master Bed	3550 x 3860	Dining	3220 x 3620	Outdoor	7010 x 2990	House Length	22.88m
Bed 2	3000 x 3070	Family	4210 x 4020			House Width	12.40m
Bed 3	3000 x 3000	Living	3930 x 3620			House Area	249.07m <sup>2</sup> (26.81sq)
Bed 4	2970 x 2850	Media	4090 x 3720			<b>Lot width</b>	<b>14m+</b>

Floorplan and lot width based on Designer facade. Floorplan is indicative only, conceptual in nature and subject to change without notice. Floorplan may depict features and/or other products which are not included in the house design, not included in the house price and/or not available from Coral Homes. All measurements are in millimetres unless otherwise stated. Floorplan measurements are approximate and are not to scale. Lot width is a guide only and may change due to developer covenants and Local Authority guidelines. For more information speak to your Coral Homes New Home Consultant. © Coral Homes Pty Ltd.

# Milan 269Q

4 | 3 | 2 | 2



Master Bed	3800 x 3920	Dining	3540 x 4230	Outdoor	7400 x 3220	House Length	23.47m
Bed 2	3000 x 3405	Family	4410 x 4780			House Width	12.75m
Bed 3	3000 x 3000	Living	4200 x 4230			House Area	269.86m <sup>2</sup> (29.05sq)
Bed 4	2970 x 2900	Media	4090 x 3780			<b>Lot width</b>	<b>14m+</b>

Floorplan and lot width based on Designer facade. Floorplan is indicative only, conceptual in nature and subject to change without notice. Floorplan may depict features and/or other products which are not included in the house design, not included in the house price and/or not available from Coral Homes. All measurements are in millimetres unless otherwise stated. Floorplan measurements are approximate and are not to scale. Lot width is a guide only and may change due to developer covenants and Local Authority guidelines. For more information speak to your Coral Homes New Home Consultant. © Coral Homes Pty Ltd.



# Milan Facades

12.5m+ Lot Width



Scan  
to view  
full facade  
range

Lodge



Pavilion



East Hamptons



Newport



Mornington



Designer





# Milan Facades

14m+ Lot Width



Scan  
to view  
full facade  
range

Coastal Display Facade



Pavilion Display Facade



Lodge



Modern



Hamptons



Designer





# Noosville Series

Designed to suit 12m+ lot widths, the Noosville Series has something for everyone. The Noosville Series provides relaxed, functional living with great features such as a study nook, walk-in robes in most bedrooms and two living rooms. Browse through the range of single storey floorplans and facades to find your match.



Scan to view series

Noosville (Crest Facade) – Springfield Rise, Spring Mountain

On display



Noosville – Springfield Rise, Spring Mountain



Noosville – Springfield Rise, Spring Mountain





On display

Most popular

# Noosaville 226Q

4 | 2 | 2.5 | 2



Master Bed	4400 x 3650	Dining	4120 x 3210	Outdoor	4470 x 3430	House Length	22.77m
Bed 2	2900 x 3180	Family	5410 x 3760			House Width	10.98m
Bed 3	2900 x 3000	Living	4070 x 3290			House Area	226.66m <sup>2</sup> (24.40sq)
Bed 4	3000 x 3030					<b>Lot width</b>	<b>12.5m+</b>

Floorplan and lot width based on Designer facade. Floorplan is indicative only, conceptual in nature and subject to change without notice. Floorplan may depict features and/or other products which are not included in the house design, not included in the house price and/or not available from Coral Homes. All measurements are in millimetres unless otherwise stated. Floorplan measurements are approximate and are not to scale. Lot width is a guide only and may change due to developer covenants and Local Authority guidelines. For more information speak to your Coral Homes New Home Consultant. © Coral Homes Pty Ltd.

# Noosaville 228Q

4 | 2 | 2.5 | 2



Master Bed	4500 x 3450	Dining	4260 x 3120	Outdoor	4570 x 3400	House Length	23.46m
Bed 2	3100 x 3130	Family	5610 x 3600			House Width	10.75m
Bed 3	3100 x 3000	Living	4220 x 3115			House Area	228.32m <sup>2</sup> (24.58sq)
Bed 4	3150 x 2850					<b>Lot width</b>	<b>12m+</b>

Floorplan and lot width based on Designer facade. Floorplan is indicative only, conceptual in nature and subject to change without notice. Floorplan may depict features and/or other products which are not included in the house design, not included in the house price and/or not available from Coral Homes. All measurements are in millimetres unless otherwise stated. Floorplan measurements are approximate and are not to scale. Lot width is a guide only and may change due to developer covenants and Local Authority guidelines. For more information speak to your Coral Homes New Home Consultant. © Coral Homes Pty Ltd.

Noosaville – Springfield Rise, Spring Mountain

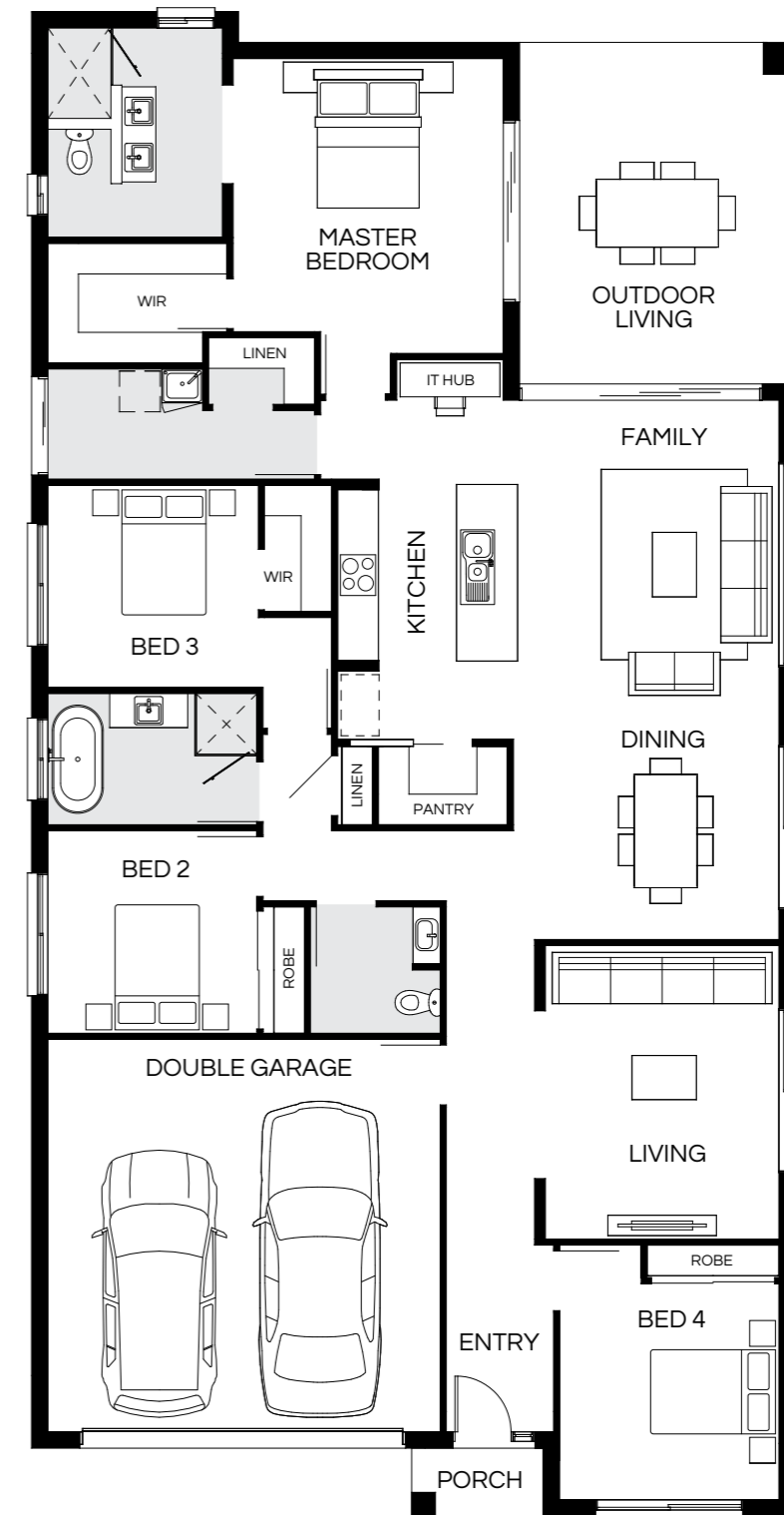


Noosaville – Springfield Rise, Spring Mountain



# Noosaville 239Q

4 | 2 | 2.5 | 2



Master Bed	4040 x 4000	Dining	3260 x 3930	Outdoor	5030 x 4060	House Length	22.15m
Bed 2	3000 x 3100	Family	4700 x 3860			House Width	11.25m
Bed 3	3000 x 3120	Living	4340 x 3460			House Area	239.89m <sup>2</sup> (25.82sq)
Bed 4	3200 x 3250					<b>Lot width</b>	<b>13.5m+</b>

Floorplan and lot width based on Designer facade. Floorplan is indicative only, conceptual in nature and subject to change without notice. Floorplan may depict features and/or other products which are not included in the house design, not included in the house price and/or not available from Coral Homes. All measurements are in millimetres unless otherwise stated. Floorplan measurements are approximate and are not to scale. Lot width is a guide only and may change due to developer covenants and Local Authority guidelines. For more information speak to your Coral Homes New Home Consultant. © Coral Homes Pty Ltd.



# Noosaville 240Q

4 | 2 | 2.5 | 2



Master Bed	3950 x 3800	Dining	4260 x 3380	Outdoor	5020 x 3550	House Length	23.20m
Bed 2	3000 x 3040	Family	5510 x 3980			House Width	11.25m
Bed 3	3000 x 3050	Living	4210 x 3560			House Area	240.27m <sup>2</sup> (25.86sq)
Bed 4	3000 x 3300					<b>Lot width</b>	<b>12.5m+</b>

Floorplan and lot width based on Designer facade. Floorplan is indicative only, conceptual in nature and subject to change without notice. Floorplan may depict features and/or other products which are not included in the house design, not included in the house price and/or not available from Coral Homes. All measurements are in millimetres unless otherwise stated. Floorplan measurements are approximate and are not to scale. Lot width is a guide only and may change due to developer covenants and Local Authority guidelines. For more information speak to your Coral Homes New Home Consultant. © Coral Homes Pty Ltd.



Noosaville – Harmony Estate, Palmview



Noosaville – Harmony Estate, Palmview

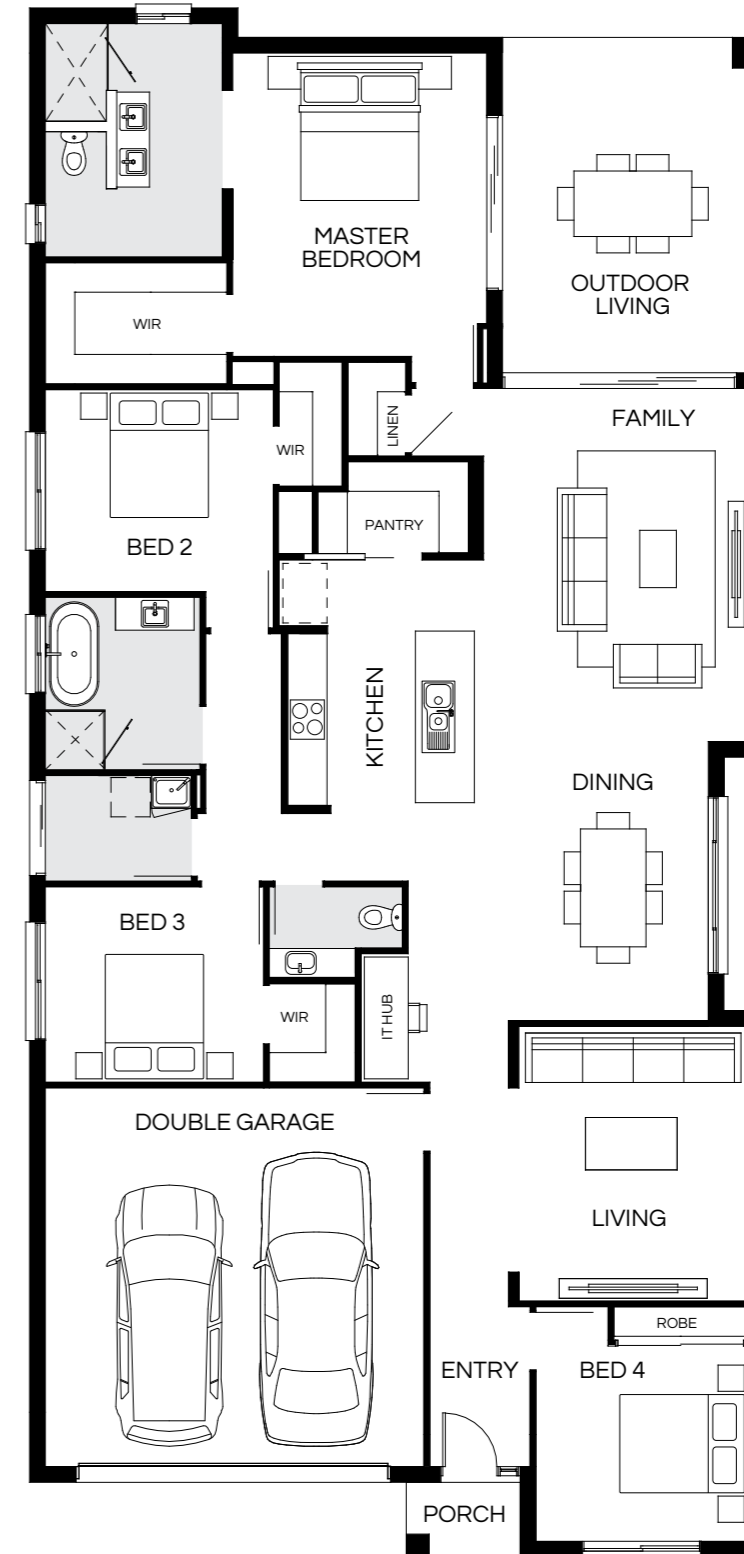
Photography depicts items such as homewares, furniture, finishes, landscaping and fencing and may depict items that are upgraded or not supplied by Coral Homes. Speak with your New Home Consultant for more details.

Noosaville – Harmony Estate, Palmview



# Noosaville 252Q

4 | 2 | 2.5 | 2



Noosaville – Harmony Estate, Palmview



Master Bed	4650 x 3900	Dining	4260 x 3580	Outdoor	5120 x 3980	House Length	23.65m
Bed 2	3100 x 3500	Family	5410 x 4050			House Width	11.20m
Bed 3	3000 x 3350	Living	4210 x 3510			House Area	252.39m <sup>2</sup> (27.17sq)
Bed 4	3000 x 3250					<b>Lot width</b>	<b>13.5m+</b>

Floorplan and lot width based on Designer facade. Floorplan is indicative only, conceptual in nature and subject to change without notice. Floorplan may depict features and/or other products which are not included in the house design, not included in the house price and/or not available from Coral Homes. All measurements are in millimetres unless otherwise stated. Floorplan measurements are approximate and are not to scale. Lot width is a guide only and may change due to developer covenants and Local Authority guidelines. For more information speak to your Coral Homes New Home Consultant. © Coral Homes Pty Ltd.



# Noosville Facades

12m+ Lot Width



Scan  
to view  
full facade  
range

Coastal Display Facade



Crest Display Facade



Hamptons



Modern



Pavilion



Designer





# Santorini Series

The spacious Santorini Series is designed for comfortable and easy living, with multiple open-plan living areas, four bedrooms, and a stylish alfresco perfect for entertaining. The home's layout is thoughtfully crafted, offering versatility and comfort for everyone. With various floorplan design and facade options available, the Santorini Series perfectly complements a range of preferences and needs.




Scan to view series

Santorini (Hamptons Facade) – North Harbour Estate, Burpengary East

On display



Santorini – North Harbour Estate, Burpengary East



Santorini – North Harbour Estate, Burpengary East





# Santorini 208Q

4 | 3 | 2 | 2

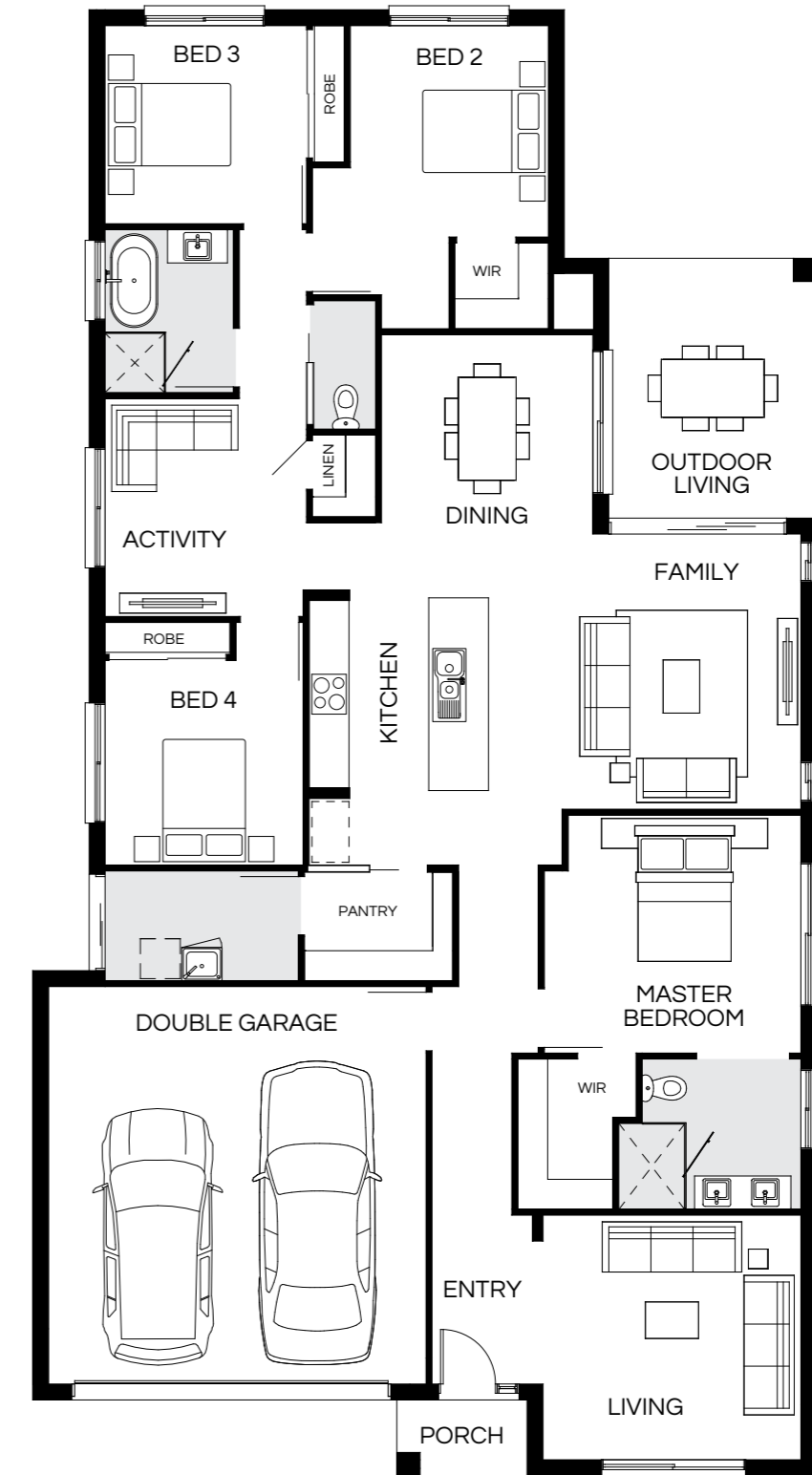


Master Bed	3500 x 3450	Activity	3000 x 3050	Outdoor	3370 x 2760	House Length	21.76m
Bed 2	3000 x 3000	Dining	3560 x 3020			House Width	11.25m
Bed 3	2900 x 3050	Family	4020 x 4160			House Area	208.49m <sup>2</sup> (22.44sq)
Bed 4	3000 x 3000	Living	3520 x 3470			<b>Lot width</b>	<b>12.5m+</b>

Floorplan and lot width based on Designer facade. Floorplan is indicative only, conceptual in nature and subject to change without notice. Floorplan may depict features and/or other products which are not included in the house design, not included in the house price and/or not available from Coral Homes. All measurements are in millimetres unless otherwise stated. Floorplan measurements are approximate and are not to scale. Lot width is a guide only and may change due to developer covenants and Local Authority guidelines. For more information speak to your Coral Homes New Home Consultant. © Coral Homes Pty Ltd.

# Santorini 227Q

4 | 3 | 2 | 2

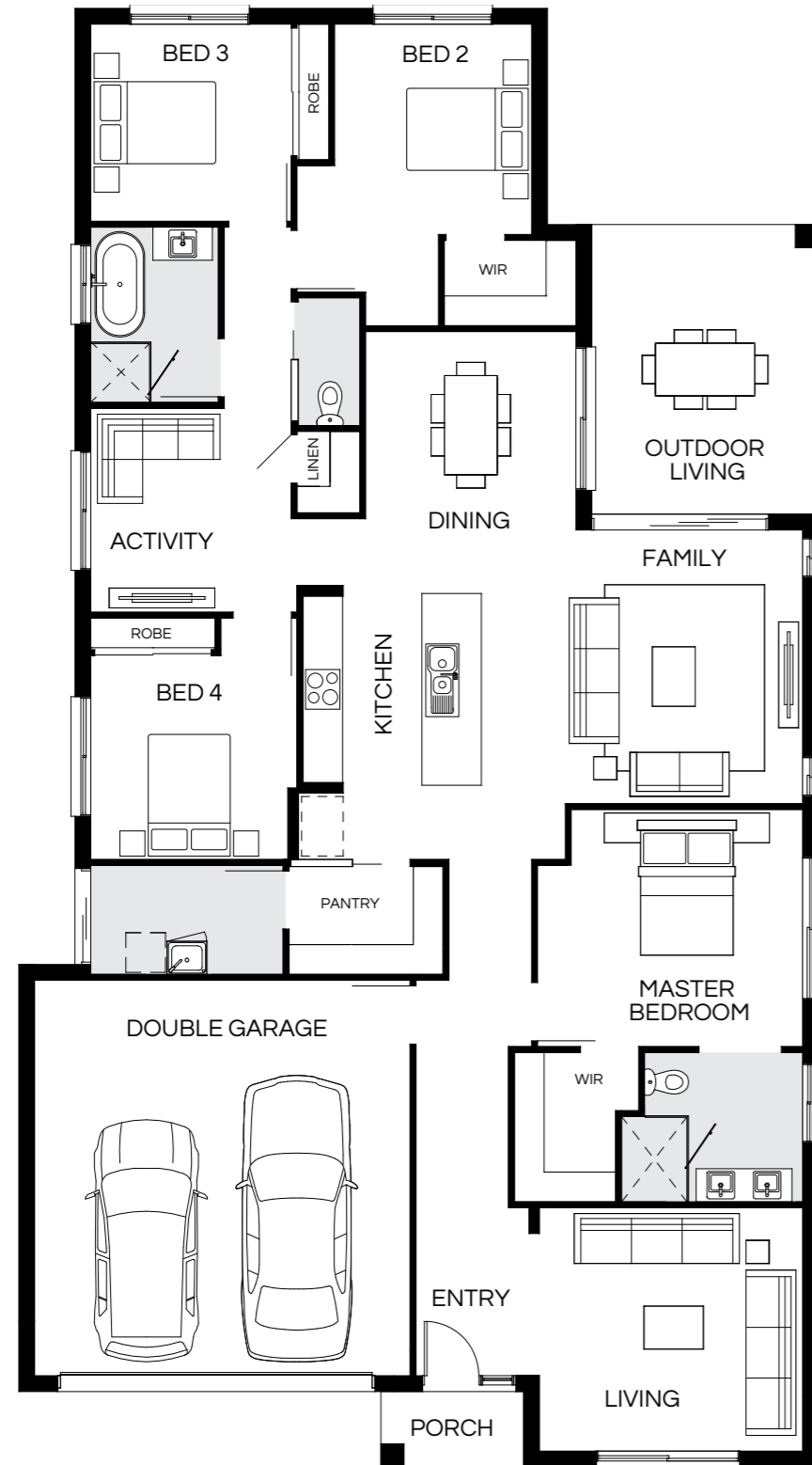


Master Bed	3600 x 3880	Activity	3300 x 3050	Outdoor	3130 x 3910	House Length	22.06m
Bed 2	3000 x 3200	Dining	3970 x 3200			House Width	11.80m
Bed 3	3050 x 3000	Family	4160 x 4710			House Area	227.56m <sup>2</sup> (24.50sq)
Bed 4	3100 x 3000	Living	3700 x 3900			<b>Lot width</b>	<b>13.5m+</b>

Floorplan and lot width based on Designer facade. Floorplan is indicative only, conceptual in nature and subject to change without notice. Floorplan may depict features and/or other products which are not included in the house design, not included in the house price and/or not available from Coral Homes. All measurements are in millimetres unless otherwise stated. Floorplan measurements are approximate and are not to scale. Lot width is a guide only and may change due to developer covenants and Local Authority guidelines. For more information speak to your Coral Homes New Home Consultant. © Coral Homes Pty Ltd.

# Santorini 234Q

4 | 3 | 2 | 2




Master Bed	3600 x 4030	Activity	3100 x 3140	Outdoor	4380 x 3430	House Length	22.06m
Bed 2	3200 x 3000	Dining	3970 x 3200			House Width	12.10m
Bed 3	3000 x 3050	Family	4160 x 4870			House Area	234.98m <sup>2</sup> (25.29sq)
Bed 4	3100 x 3000	Living	3700 x 4000			<b>Lot width</b>	<b>14m+</b>

Floorplan and lot width based on Designer facade. Floorplan is indicative only, conceptual in nature and subject to change without notice. Floorplan may depict features and/or other products which are not included in the house design, not included in the house price and/or not available from Coral Homes. All measurements are in millimetres unless otherwise stated. Floorplan measurements are approximate and are not to scale. Lot width is a guide only and may change due to developer covenants and Local Authority guidelines. For more information speak to your Coral Homes New Home Consultant. © Coral Homes Pty Ltd.

Santorini – North Harbour Estate, Burpengary East



Santorini – North Harbour Estate, Burpengary East



Photography depicts items such as homewares, furniture, finishes, landscaping and fencing and may depict items that are upgraded or not supplied by Coral Homes. Speak with your New Home Consultant for more details.



# Santorini 250Q

4 | 4 | 2.5 | 2

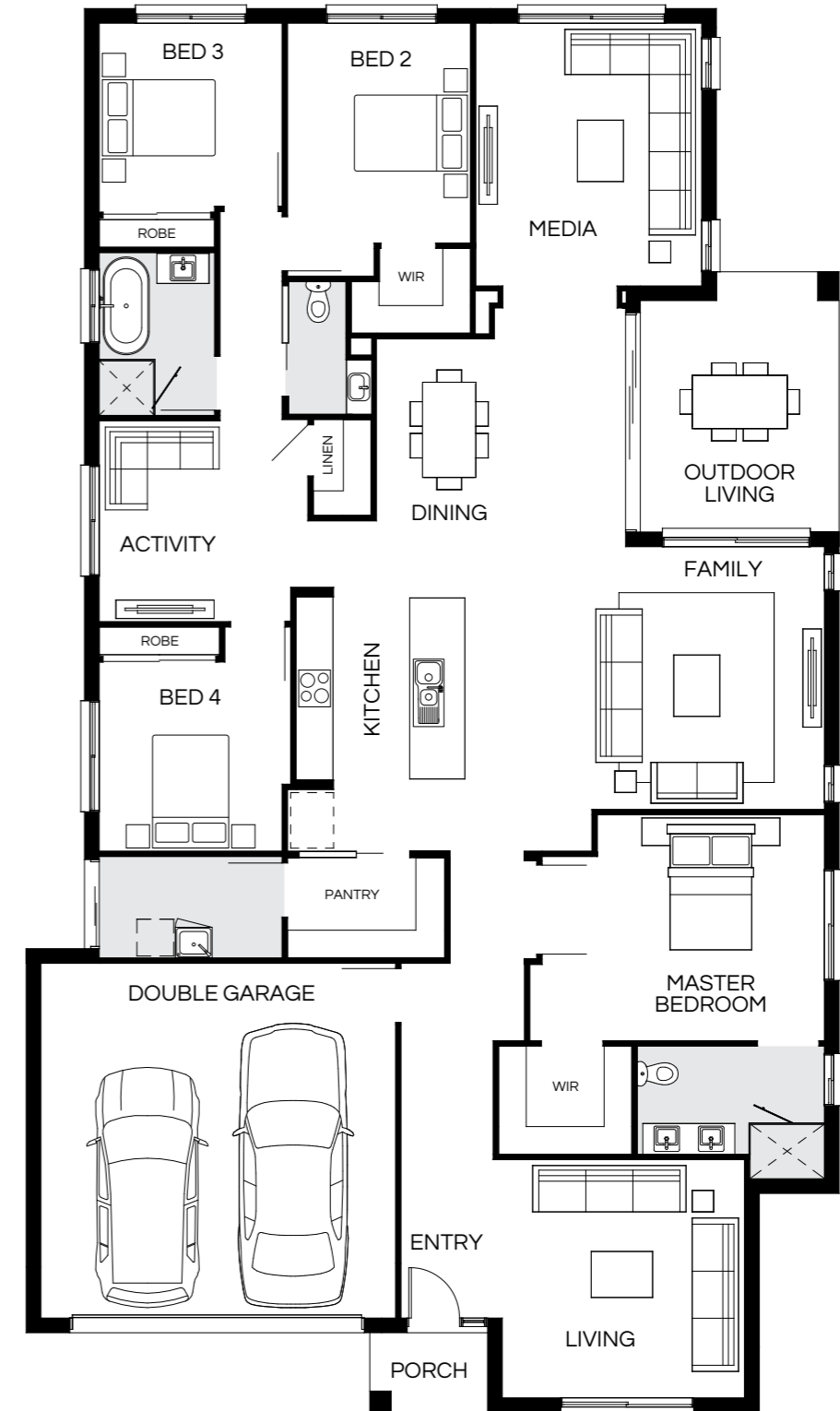


Master Bed	3500 x 4520	Activity	3010 x 3470	Media	4220 x 3380	House Length	22.10m
Bed 2	3520 x 2920	Dining	3930 x 3680	Outdoor	4240 x 3240	House Width	12.75m
Bed 3	3000 x 3000	Family	4000 x 5520			House Area	250.79m <sup>2</sup> (27.00sq)
Bed 4	3000 x 3140	Living	3700 x 3480			<b>Lot width</b>	<b>14m+</b>

Floorplan and lot width based on Designer facade. Floorplan is indicative only, conceptual in nature and subject to change without notice. Floorplan may depict features and/or other products which are not included in the house design, not included in the house price and/or not available from Coral Homes. All measurements are in millimetres unless otherwise stated. Floorplan measurements are approximate and are not to scale. Lot width is a guide only and may change due to developer covenants and Local Authority guidelines. For more information speak to your Coral Homes New Home Consultant. © Coral Homes Pty Ltd.

# Santorini 268Q

4 | 4 | 2 | 2



Master Bed	3700 x 4620	Activity	3290 x 3420	Media	4300 x 3700	House Length	22.88m
Bed 2	3600 x 3000	Dining	4235 x 4080	Outdoor	4240 x 3240	House Width	13.25m
Bed 3	3100 x 3000	Family	4300 x 5870			House Area	268.10m <sup>2</sup> (28.86sq)
Bed 4	3100 x 3140	Living	3900 x 3970			<b>Lot width</b>	<b>14.5m+</b>

Floorplan and lot width based on Designer facade. Floorplan is indicative only, conceptual in nature and subject to change without notice. Floorplan may depict features and/or other products which are not included in the house design, not included in the house price and/or not available from Coral Homes. All measurements are in millimetres unless otherwise stated. Floorplan measurements are approximate and are not to scale. Lot width is a guide only and may change due to developer covenants and Local Authority guidelines. For more information speak to your Coral Homes New Home Consultant. © Coral Homes Pty Ltd.



# Santorini 276Q

4 | 4 | 2.5 | 2



Master Bed	4400 x 3870	Activity	3380 x 3770	Media	4150 x 3700	House Length	23.45m
Bed 2	3600 x 3000	Dining	4070 x 4080	Outdoor	4420 x 3240	House Width	13.25m
Bed 3	3000 x 3000	Family	4200 x 5240			House Area	276.79m <sup>2</sup> (29.79sq)
Bed 4	3200 x 3200	Living	3800 x 3850			<b>Lot width</b>	<b>14.5m+</b>

Floorplan and lot width based on Designer facade. Floorplan is indicative only, conceptual in nature and subject to change without notice. Floorplan may depict features and/or other products which are not included in the house design, not included in the house price and/or not available from Coral Homes. All measurements are in millimetres unless otherwise stated. Floorplan measurements are approximate and are not to scale. Lot width is a guide only and may change due to developer covenants and Local Authority guidelines. For more information speak to your Coral Homes New Home Consultant. © Coral Homes Pty Ltd.



# Santorini Facades

12.5m+ Lot Width



Scan  
to view  
full facade  
range

East Hamptons Display Facade



Shoreline



Hamptons Display Facade



Modern



Mornington



Designer





# Highlands Series

Acreage  
design

A contemporary take on acreage living, the Highlands Series is a collection of spacious single storey home designs built for wider blocks of land. With a large alfresco area and three main living spaces, the Highlands Series floorplans have an open-plan flow that brings the outside in.



Scan to view series



Highlands (Lodge Facade) – Everleigh Estate, Greenbank

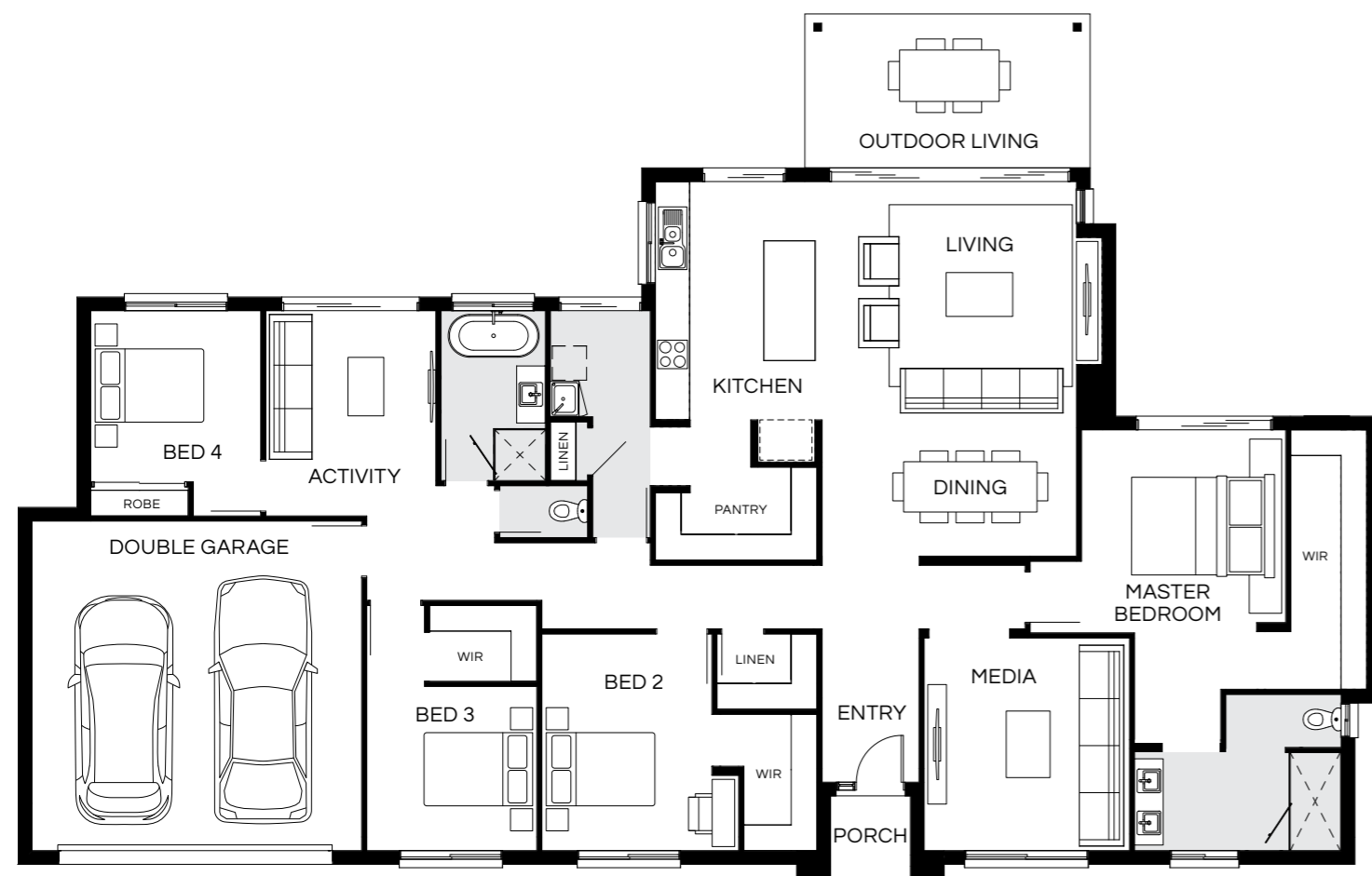
On  
display





# Highlands 255Q

4 | 3 | 2 | 2



Master Bed	3580 x 3600	Activity	3620 x 3000	Outdoor	2700 x 5000	House Length	15.155m
Bed 2	3820 x 3000	Dining	2770 x 4480			House Width	23.88m
Bed 3	2900 x 3000	Living	3820 x 4590			House Area	255.83m <sup>2</sup> (27.54sq)
Bed 4	3020 x 3000	Media	3750 x 3620			<b>Lot width</b>	<b>28m<sup>+</sup></b>

Floorplan and lot width based on Designer facade. Floorplan is indicative only, conceptual in nature and subject to change without notice. Floorplan may depict features and/or other products which are not included in the house design, not included in the house price and/or not available from Coral Homes. All measurements are in millimetres unless otherwise stated. Floorplan measurements are approximate and are not to scale. Lot width is a guide only and may change due to developer covenants and Local Authority guidelines. For more information speak to your Coral Homes New Home Consultant. © Coral Homes Pty Ltd.

# Highlands 279Q

4 | 3 | 2.5 | 2



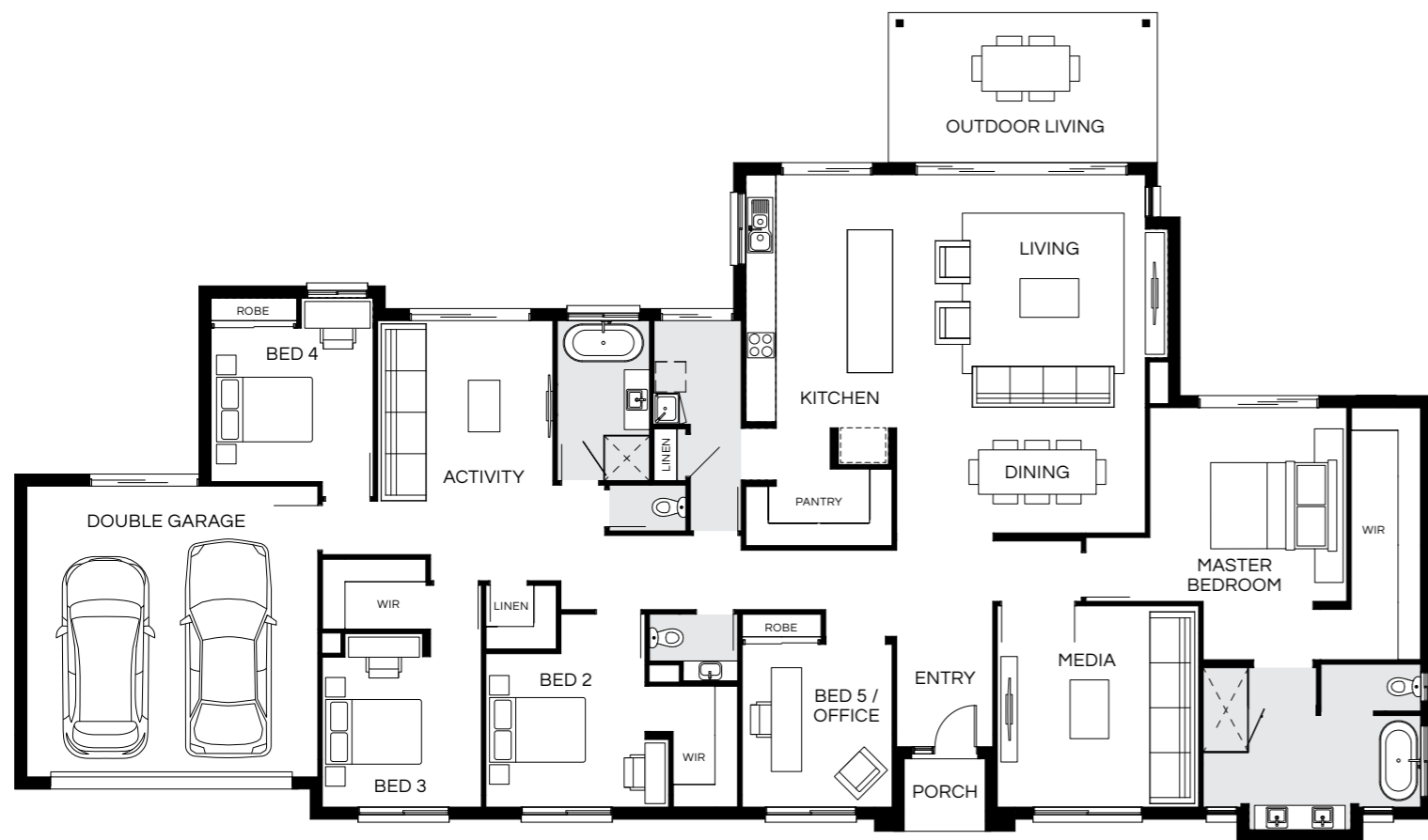
Master Bed	3880 x 3780	Activity	3820 x 3770	Outdoor	2900 x 5200	House Length	16.105m
Bed 2	3120 x 3130	Dining	2850 x 4800			House Width	24.59m
Bed 3	3000 x 3130	Living	4180 x 4800			House Area	279.52m <sup>2</sup> (30.09sq)
Bed 4	3220 x 3390	Media	3850 x 4000			<b>Lot width</b>	<b>29m<sup>+</sup></b>

Floorplan and lot width based on Designer facade. Floorplan is indicative only, conceptual in nature and subject to change without notice. Floorplan may depict features and/or other products which are not included in the house design, not included in the house price and/or not available from Coral Homes. All measurements are in millimetres unless otherwise stated. Floorplan measurements are approximate and are not to scale. Lot width is a guide only and may change due to developer covenants and Local Authority guidelines. For more information speak to your Coral Homes New Home Consultant. © Coral Homes Pty Ltd.



# Highlands 306Q

5 | 3 | 2.5 | 2



Master Bed	3870 x 3930	Activity	4670 x 3500	Outdoor	3000 x 5350	House Length	16.50m
Bed 2	3070 x 3180	Dining	2940 x 4960			House Width	28.17m
Bed 3	3000 x 3180	Living	4200 x 5030			House Area	306.42m <sup>2</sup> (32.98sq)
Bed 4	3070 x 3240	Media	4020 x 4020			<b>Lot width</b>	<b>32.5m+</b>
Bed 5 / Office	3255 x 3000						

Floorplan and lot width based on Designer facade. Floorplan is indicative only, conceptual in nature and subject to change without notice. Floorplan may depict features and/or other products which are not included in the house design, not included in the house price and/or not available from Coral Homes. All measurements are in millimetres unless otherwise stated. Floorplan measurements are approximate and are not to scale. Lot width is a guide only and may change due to developer covenants and Local Authority guidelines. For more information speak to your Coral Homes New Home Consultant. © Coral Homes Pty Ltd.



Highlands – Everleigh Estate, Greenbank



Highlands – Everleigh Estate, Greenbank

Photography depicts items such as homewares, furniture, finishes, landscaping and fencing and may depict items that are upgraded or not supplied by Coral Homes. Speak with your New Home Consultant for more details.



Highlands – Everleigh Estate, Greenbank

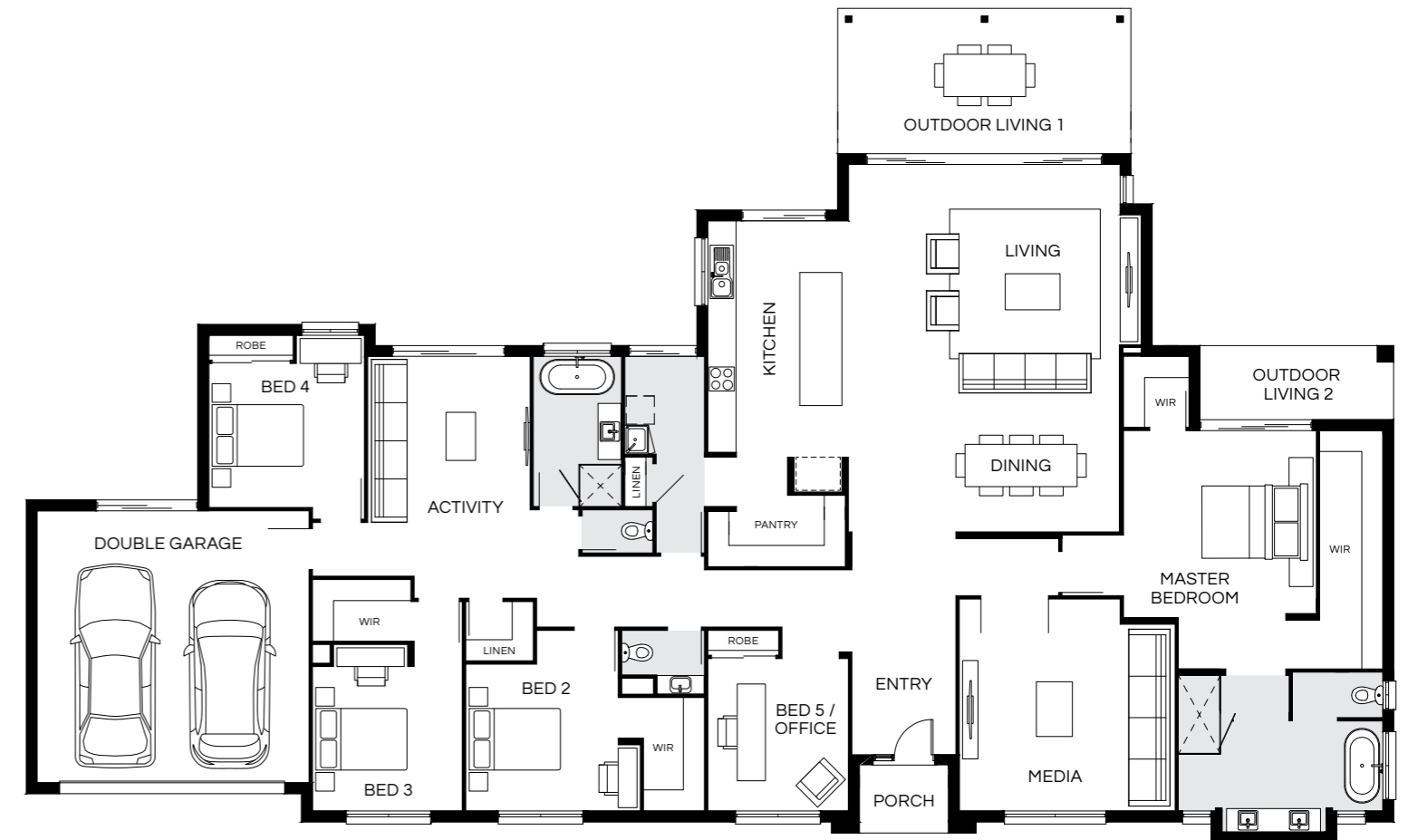


Highlands – Everleigh Estate, Greenbank



# Highlands 338Q

5 | 3 | 2.5 | 2



Master Bed	3990 x 4110	Activity	4685 x 3460	Outdoor 1	3100 x 6250	House Length	17.79m
Bed 2	3130 x 3250	Dining	3030 x 5790	Outdoor 2	1580 x 4130	House Width	29.15m
Bed 3	3050 x 3200	Living	4800 x 5790			House Area	338.92m <sup>2</sup> (36.48sq)
Bed 4	3070 x 3320	Media	4520 x 4600			<b>Lot width</b>	<b>33.5m<sup>+</sup></b>
Bed 5 / Office	3250 x 3000						

Floorplan and lot width based on Designer facade. Floorplan is indicative only, conceptual in nature and subject to change without notice. Floorplan may depict features and/or other products which are not included in the house design, not included in the house price and/or not available from Coral Homes. All measurements are in millimetres unless otherwise stated. Floorplan measurements are approximate and are not to scale. Lot width is a guide only and may change due to developer covenants and Local Authority guidelines. For more information speak to your Coral Homes New Home Consultant. © Coral Homes Pty Ltd.



# Highlands 385Q

5 | 3 | 2.5 | 2



Master Bed	4610 x 4170	Activity	5050 x 3520	Outdoor 1	3500 x 6340	House Length	18.535m
Bed 2	3400 x 3500	Dining	3100 x 5880	Outdoor 2	1800 x 3950	House Width	31.10m
Bed 3	3750 x 3500	Living	4630 x 5880			House Area	385.24m <sup>2</sup> (41.47sq)
Bed 4	3260 x 3270	Media	4520 x 4580			<b>Lot width</b>	<b>35m+</b>
Bed 5 / Office	4315 x 3420						

Floorplan and lot width based on Designer facade. Floorplan is indicative only, conceptual in nature and subject to change without notice. Floorplan may depict features and/or other products which are not included in the house design, not included in the house price and/or not available from Coral Homes. All measurements are in millimetres unless otherwise stated. Floorplan measurements are approximate and are not to scale. Lot width is a guide only and may change due to developer covenants and Local Authority guidelines. For more information speak to your Coral Homes New Home Consultant. © Coral Homes Pty Ltd.



Highlands – Everleigh Estate, Greenbank



Highlands – Everleigh Estate, Greenbank

Photography depicts items such as homewares, furniture, finishes, landscaping and fencing and may depict items that are upgraded or not supplied by Coral Homes. Speak with your New Home Consultant for more details.



# Highlands Facades

32.5m+ Lot Width



Scan  
to view  
full facade  
range

Lodge Display Facade



Hamptons



East Hamptons



Designer



Facade images shown are indicative only, conceptual in nature and subject to change. Facade images are to be used as a guide, may depict non-standard items and may not be house specific. Stone and Stained Timber not included. Please obtain house specific drawings from your New Home Consultant to assist you in making your facade choice.

Facade images shown are indicative only, conceptual in nature and subject to change. Facade images are to be used as a guide, may depict non-standard items and may not be house specific. Please obtain house specific drawings from your New Home Consultant to assist you in making your facade choice.



# Find Out More



## Website

Want to see more of our home designs?  
Visit our website [coralhomes.com.au](https://coralhomes.com.au)



## Virtual Village

Not enough time to visit our Estates?  
Take an online tour at [coralhomes.com.au/virtual-tours](https://coralhomes.com.au/virtual-tours)




## Social

Connect with us! We update our social network with the best home inspiration, new releases, offers and more!



© Coral Homes Pty Ltd. The copyright in the floorplans and facades depicted in this brochure are owned by or licensed to Coral Homes Pty Ltd and may not be reproduced, copied or dealt with in any manner which infringes the exclusive rights of Coral Homes Pty Ltd as prescribed by the Copyright Act 1968 without the express written authorisation of Coral Homes Pty Ltd. Coral Homes Pty Ltd QBCC 50792, NSW OFT 62084C, Coral Homes Qld Pty Ltd QBCC 1014053



Photography depicts items such as homewares, furniture and finishes and may depict items that are upgraded or not supplied by Coral Homes. Speak with your New Home Consultant for more details.



# Why Coral Homes?

Our foundation is built on transparency, trust and exceptional customer service. Having built over 26,000 homes across three decades, our customers receive a fixed price guarantee, independent quality checks and so much more.



## 34 Years Experience

Providing a high level of quality, value for money, security and transparency, is why we are one of Australia's largest home builders today.



## Fixed Price Guarantee

We understand the financial commitments around building a home and provide you with peace of mind by offering contracts with a Fixed Price Guarantee\* upfront.



## Independent Quality Inspections

We have a stringent seven step Quality Assurance process to ensure we build each and every home to a high quality. This process includes an independent quality inspection.



## Award-Winning Home Builder

We're a proud two-time winner of the HIA Professional Major Builder Award, the industry's most prestigious award. We are also honoured to be named ProductReview winners for customer satisfaction for 2021, 2022 & 2024.

# CORAL HOMES

[coralhomes.com.au](http://coralhomes.com.au)

\*The fixed price guarantee is in respect to the cost of construction of your house and associated site works in accordance with the specifications of your contract. Coral Homes reserves the right to vary, terminate or suspend the operation of the Fixed Price Guarantee offer in its absolute discretion, without notice.