

# CORAL HOMES



Single Storey

Queensland

Lagos – Kinma Valley, Morayfield



Barcelona – Everleigh Estate, Greenbank



## Welcome

Browse through our collection of most-loved single storey homes to find your dream design.  
Each spacious floorplan is available in multiple facades to suit your style.  
To discover our full range of homes, visit [coralhomes.com.au](http://coralhomes.com.au)

*Discover our designs*



Photography throughout this guide depicts fixtures, finishes and features such as certain kitchen upgrades, floor tiling, carpets, laminates, bathroom upgrades, ceiling height adjustments, light and electrical fittings, which are not included in the house price, or which are not supplied by Coral Homes, such as electrical appliances, homewares, furniture, driveways, pools, pergolas, landscaping and fencing. Specifications and inclusions are updated regularly, see website for the latest specifications available. Floorplans throughout this guide are indicative only, conceptual in nature and subject to change. Floorplans may depict features and/or other products which are not included in the house design, not included in the house price and/or not available from Coral Homes. External Colours (walls, roof and window/doors etc) shown in this guide are indicative only. Coral Homes recommend the use of light external colours to minimise costs associated with Energy Efficiency compliance. © Coral Homes Pty Ltd. The copyright in the floorplans and facades depicted in this brochure are owned by or licensed to Coral Homes Pty Ltd and may not be reproduced, copied or dealt with in any manner which infringes the exclusive rights of Coral Homes Pty Ltd as prescribed by the Copyright Act 1968 without the express written authorisation of Coral Homes Pty Ltd. Coral Homes Pty Ltd QBCC 50792, NSW OFT 62084C, Coral Homes Qld Pty Ltd QBCC 1014053 ABN 44 011 032 929.



# Single Storey Collection – QLD

We've got a home design to suit your block of land and lifestyle.  
Discover the range.

| Lot Width | Home Design    |   |   |     |   | Page |
|-----------|----------------|---|---|-----|---|------|
| 14m+      | Barcelona 247Q | 4 | 2 | 2.5 | 2 | 6    |
| 14m+      | Barcelona 269Q | 4 | 3 | 2   | 2 | 7    |
| 16m+      | Barcelona 280Q | 4 | 3 | 2.5 | 2 | 8    |
| 16m+      | Barcelona 297Q | 4 | 3 | 2.5 | 2 | 11   |
| 15m+      | Barcelona 299Q | 4 | 3 | 2.5 | 2 | 12   |
| 16m+      | Barcelona 307Q | 4 | 3 | 2.5 | 2 | 13   |
|           |                |   |   |     |   |      |
| 12.5m+    | Capri 179Q     | 4 | 1 | 2   | 2 | 18   |
| 12.5m+    | Capri 190Q     | 4 | 2 | 2   | 2 | 19   |
| 12.5m+    | Capri 215Q     | 4 | 3 | 2   | 2 | 21   |
| 12.5m+    | Capri 224Q     | 4 | 3 | 2   | 2 | 22   |
| 12.5m+    | Capri 237Q     | 4 | 3 | 2   | 2 | 23   |
|           |                |   |   |     |   |      |
| 12.5m+    | Grange 190Q    | 4 | 2 | 2   | 2 | 28   |
| 12.5m+    | Grange 205Q    | 4 | 2 | 2   | 2 | 29   |
| 14m+      | Grange 230Q    | 4 | 3 | 2   | 2 | 30   |
| 14m+      | Grange 258Q    | 4 | 3 | 2   | 2 | 33   |

| Lot Width | Home Design   |   |   |     |   | Page |
|-----------|---------------|---|---|-----|---|------|
| 12m+      | Hamilton 182Q | 4 | 1 | 2   | 2 | 40   |
| 12m+      | Hamilton 196Q | 4 | 2 | 2   | 2 | 41   |
| 12m+      | Hamilton 203Q | 4 | 2 | 2   | 2 | 43   |
| 12m+      | Hamilton 204Q | 4 | 2 | 2   | 2 | 44   |
| 12m+      | Hamilton 217Q | 4 | 2 | 2   | 2 | 45   |
| 12m+      | Hamilton 218Q | 4 | 2 | 2   | 2 | 46   |
| 12.5m+    | Hamilton 224Q | 4 | 2 | 2   | 2 | 48   |
| 12m+      | Hamilton 232Q | 4 | 3 | 2   | 2 | 49   |
| 12m+      | Hamilton 234Q | 4 | 3 | 2   | 2 | 50   |
| 12.8m+    | Hamilton 242Q | 4 | 3 | 2   | 2 | 51   |
|           |               |   |   |     |   |      |
| 15m+      | Lagos 244Q    | 4 | 3 | 2.5 | 2 | 56   |
| 15.5m+    | Lagos 263Q    | 4 | 3 | 2.5 | 2 | 57   |
| 16m+      | Lagos 298Q    | 4 | 4 | 2.5 | 2 | 58   |
| 16m+      | Lagos 311Q    | 4 | 4 | 2.5 | 2 | 59   |

| Lot Width | Home Design  |   |   |     |   | Page |
|-----------|--------------|---|---|-----|---|------|
| 14m+      | Lisbon 223Q  | 4 | 2 | 2   | 2 | 64   |
| 15m+      | Lisbon 231Q  | 4 | 2 | 2   | 2 | 65   |
| 16m+      | Lisbon 253Q  | 4 | 3 | 2   | 2 | 67   |
| 16m+      | Lisbon 269Q  | 4 | 3 | 2   | 2 | 68   |
| 15.5m+    | Lisbon 275Q  | 4 | 3 | 2.5 | 2 | 69   |
| 16.5m+    | Lisbon 286Q  | 4 | 3 | 2.5 | 2 | 70   |
| 16.5m+    | Lisbon 292Q  | 4 | 4 | 2.5 | 2 | 71   |
| 16.5m+    | Lisbon 293Q  | 4 | 3 | 2.5 | 2 | 72   |
| 17m+      | Lisbon 315Q  | 4 | 4 | 2.5 | 2 | 73   |
|           |              |   |   |     |   |      |
| 12.5m+    | Madrid 196Q  | 4 | 2 | 2   | 2 | 80   |
| 12m+      | Madrid 205Q  | 4 | 2 | 2   | 2 | 81   |
| 12.5m+    | Madrid 208Q  | 4 | 2 | 2   | 2 | 83   |
| 12.5m+    | Madrid 214Q  | 4 | 2 | 2   | 2 | 84   |
| 12.5m+    | Madrid 236Q  | 4 | 3 | 2.5 | 2 | 85   |
| 12.5m+    | Madrid 252Q  | 4 | 3 | 2.5 | 2 | 86   |
| 13.5m+    | Madrid 259Q  | 4 | 3 | 2.5 | 2 | 87   |
|           |              |   |   |     |   |      |
| 15m+      | Majorca 244Q | 4 | 3 | 2.5 | 2 | 93   |
| 15m+      | Majorca 262Q | 4 | 3 | 2.5 | 2 | 94   |
| 15m+      | Majorca 275Q | 4 | 3 | 2.5 | 2 | 97   |
| 15.5m+    | Majorca 305Q | 4 | 4 | 2.5 | 2 | 98   |
| 15.5m+    | Majorca 321Q | 4 | 4 | 2.5 | 2 | 99   |

| Lot Width      | Home Design     |   |   |     |   | Page |
|----------------|-----------------|---|---|-----|---|------|
| 12.5m+         | Milan 208Q      | 4 | 2 | 2   | 2 | 104  |
| 12.5m+         | Milan 232Q      | 4 | 3 | 2   | 2 | 107  |
| 14m+           | Milan 242Q      | 4 | 3 | 2   | 2 | 108  |
| 14m+           | Milan 249Q      | 4 | 3 | 2   | 2 | 109  |
| 14m+           | Milan 269Q      | 4 | 3 | 2   | 2 | 110  |
|                |                 |   |   |     |   |      |
| 12.5m+         | Noosaville 226Q | 4 | 2 | 2.5 | 2 | 118  |
| 12m+           | Noosaville 228Q | 4 | 2 | 2.5 | 2 | 119  |
| 13.5m+         | Noosaville 239Q | 4 | 2 | 2.5 | 2 | 121  |
| 12.5m+         | Noosaville 240Q | 4 | 2 | 2.5 | 2 | 122  |
|                |                 |   |   |     |   |      |
| 12.5m+         | Santorini 208Q  | 4 | 3 | 2   | 2 | 128  |
| 13.5m+         | Santorini 227Q  | 4 | 3 | 2   | 2 | 129  |
| 14m+           | Santorini 234Q  | 4 | 3 | 2   | 2 | 130  |
| 14m+           | Santorini 250Q  | 4 | 4 | 2.5 | 2 | 132  |
| 14.5m+         | Santorini 276Q  | 4 | 4 | 2.5 | 2 | 135  |
|                |                 |   |   |     |   |      |
| <b>Acreage</b> |                 |   |   |     |   |      |
| 28m+           | Highlands 255Q  | 4 | 3 | 2   | 2 | 140  |
| 29m+           | Highlands 279Q  | 4 | 3 | 2.5 | 2 | 141  |
| 32.5m+         | Highlands 305Q  | 5 | 3 | 2.5 | 2 | 142  |
| 33.5m+         | Highlands 338Q  | 5 | 3 | 2.5 | 2 | 145  |
| 33.5m+         | Highlands 371Q  | 5 | 4 | 4.5 | 2 | 146  |
| 35m+           | Highlands 384Q  | 5 | 3 | 2.5 | 2 | 149  |

Photography from Lagos at Kinma Valley, Morayfield depicts non-standard items including upgraded timber flooring, upgraded island cabinetry profiles, upgraded handles, upgraded splashback tiling, 900mm appliances, feature lighting, upgraded family room window, window furnishings, ceiling height and other items which Coral Homes may not offer or are subject to additional charge. Items such as homewares, furniture, landscaping and fencing are not supplied by Coral Homes. Speak with your New Home Consultant for more details.

# Barcelona Series

New  
design  
series

Our ultra-functional Barcelona designs have four bedrooms, multiple living spaces and practical 'zoned' kids' bedrooms to keep up with the needs of your modern family. Make memories in the open-plan living, dining, kitchen and alfresco areas – your dream entertaining space.



Scan to view series

On  
display

Barcelona – Everleigh, Greenbank



Barcelona (Aspire Display Facade) – Everleigh, Greenbank



Barcelona – Everleigh, Greenbank

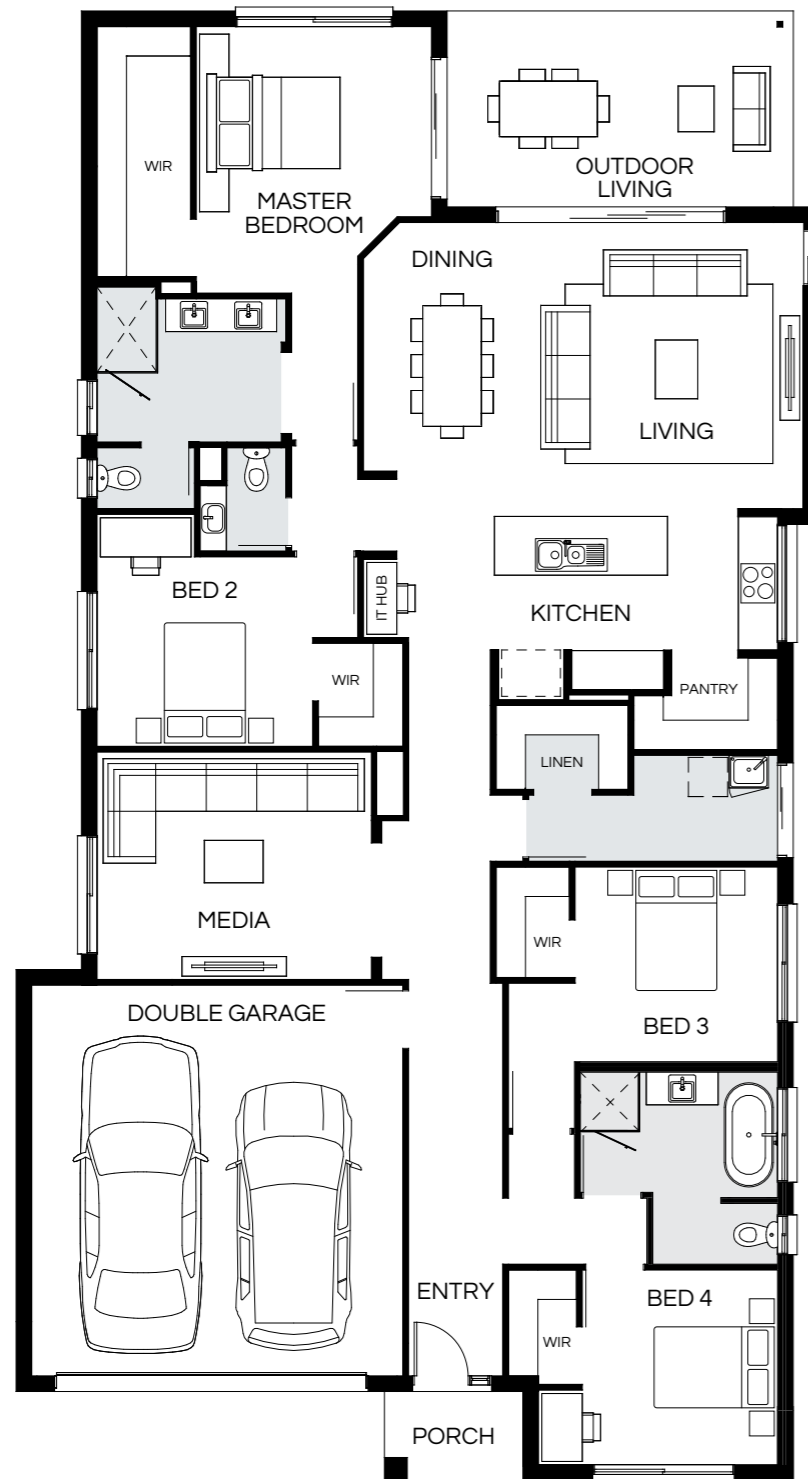


Photography from Barcelona at Everleigh, Greenbank depicts non-standard items including upgraded timber flooring, upgraded custom-designed 40mm Caesarstone® island benchtop and upgraded cabinetry with undermount sink, cabinetry finishes and handles, upgraded splashback tiling, 900mm appliances, feature lighting, upgraded butler's pantry and window splashback, upgraded ceiling height and other items which Coral Homes may not offer or are subject to additional charge. Items such as homewares, refrigerators and furniture are not supplied by Coral Homes. Speak with your New Home Consultant for more details.

Photography from Barcelona at Everleigh, Greenbank depicts non-standard facade and items including feature stone, render finish, cladding, timber panel garage door, upgraded entry door, feature windows and furnishings, feature lighting, upgraded timber flooring, upgraded custom-designed 40mm Caesarstone® island benchtop and upgraded cabinetry with undermount sink, cabinetry finishes and handles, upgraded splashback tiling, 900mm appliances, feature lighting, upgraded butler's pantry and window splashback, built-in cabinetry, upgraded ceiling height and other items which Coral Homes may not offer or are subject to additional charge. Items such as homewares, wallpaper, TV, furniture, driveways, outdoor tiling, landscaping and fencing are not supplied by Coral Homes. Speak with your New Home Consultant for more details.

# Barcelona 247Q

4 | 2 | 2.5 | 2

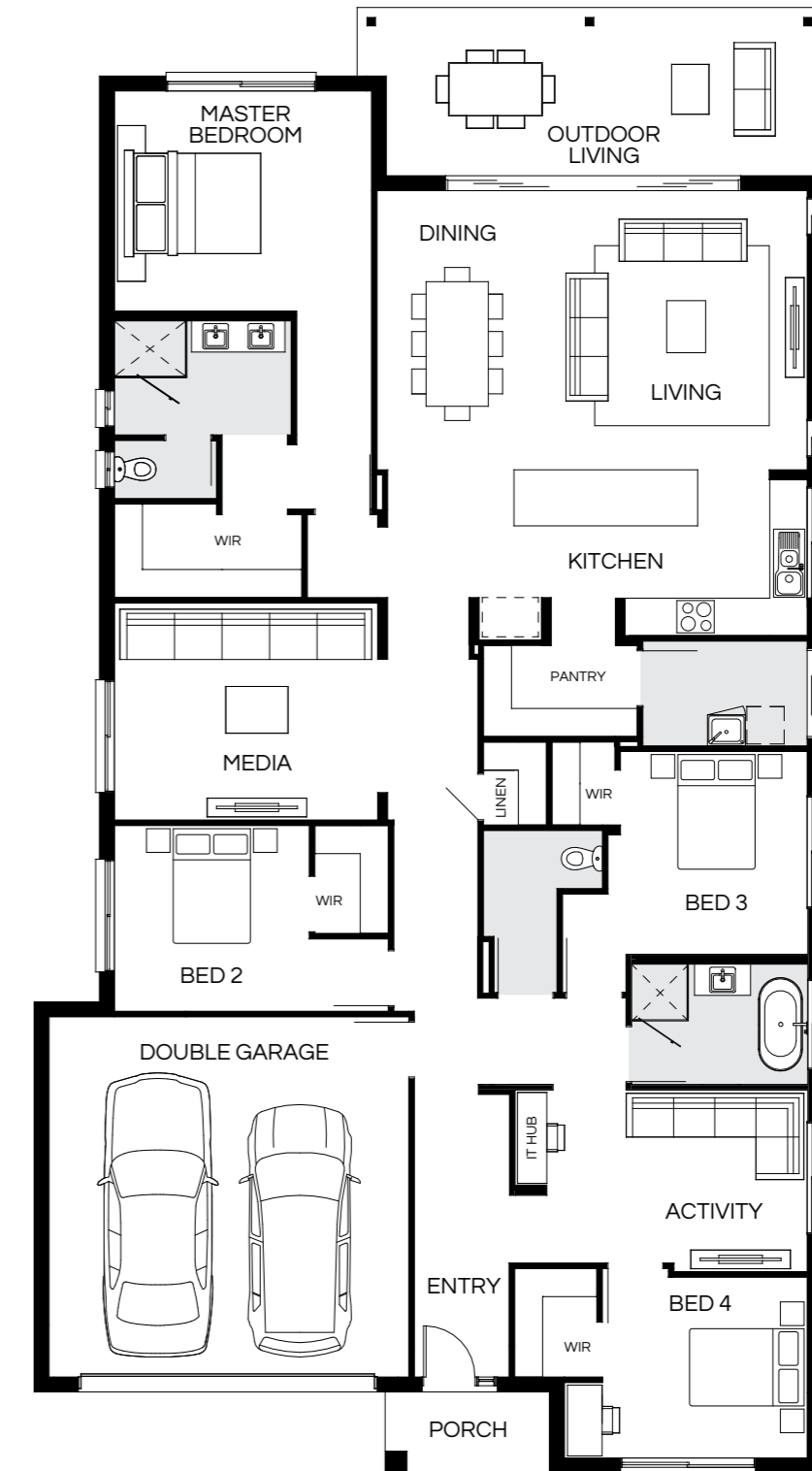


|            |             |        |             |         |             |                  |                                |
|------------|-------------|--------|-------------|---------|-------------|------------------|--------------------------------|
| Master Bed | 4100 x 3620 | Dining | 3825 x 2810 | Outdoor | 3000 x 5300 | House Length     | 22.50m                         |
| Bed 2      | 2920 x 3320 | Living | 4400 x 3950 |         |             | House Width      | 12.30m                         |
| Bed 3      | 3000 x 3120 | Media  | 3500 x 4220 |         |             | House Area       | 247.34m <sup>2</sup> (26.62sq) |
| Bed 4      | 3000 x 3010 |        |             |         |             | <b>Lot width</b> | <b>14m+</b>                    |

Floorplan and lot width based on Designer facade. Floorplan is indicative only, conceptual in nature and subject to change without notice. Floorplan may depict features and/or other products which are not included in the house design, not included in the house price and/or not available from Coral Homes. All measurements are in millimetres unless otherwise stated. Floorplan measurements are approximate and are not to scale. Lot width is a guide only and may change due to developer covenants and Local Authority guidelines. For more information speak to your Coral Homes New Home Consultant. © Coral Homes Pty Ltd.

# Barcelona 269Q

4 | 3 | 2 | 2



|            |             |          |             |         |             |                  |                                |
|------------|-------------|----------|-------------|---------|-------------|------------------|--------------------------------|
| Master Bed | 3550 x 4150 | Activity | 2930 x 4210 | Outdoor | 2700 x 7470 | House Length     | 23.52m                         |
| Bed 2      | 3000 x 3150 | Dining   | 4500 x 3000 |         |             | House Width      | 12.66m                         |
| Bed 3      | 3280 x 3020 | Living   | 4500 x 3930 |         |             | House Area       | 269.12m <sup>2</sup> (28.97sq) |
| Bed 4      | 2920 x 3310 | Media    | 3500 x 4250 |         |             | <b>Lot width</b> | <b>14m+</b>                    |

Floorplan and lot width based on Designer facade. Floorplan is indicative only, conceptual in nature and subject to change without notice. Floorplan may depict features and/or other products which are not included in the house design, not included in the house price and/or not available from Coral Homes. All measurements are in millimetres unless otherwise stated. Floorplan measurements are approximate and are not to scale. Lot width is a guide only and may change due to developer covenants and Local Authority guidelines. For more information speak to your Coral Homes New Home Consultant. © Coral Homes Pty Ltd.

# Barcelona 280Q

4 | 3 | 2.5 | 2




|            |             |          |             |         |             |                  |                                |
|------------|-------------|----------|-------------|---------|-------------|------------------|--------------------------------|
| Master Bed | 3620 x 4000 | Activity | 2930 x 4880 | Outdoor | 2800 x 5500 | House Length     | 24.18m                         |
| Bed 2      | 3120 x 3890 | Dining   | 4750 x 2900 |         |             | House Width      | 13.75m                         |
| Bed 3      | 3010 x 2910 | Living   | 4750 x 4690 |         |             | House Area       | 280.63m <sup>2</sup> (30.21sq) |
| Bed 4      | 3010 x 2910 | Media    | 3620 x 4100 |         |             | <b>Lot width</b> | <b>16m+</b>                    |

Floorplan and lot width based on Designer facade. Floorplan is indicative only, conceptual in nature and subject to change without notice. Floorplan may depict features and/or other products which are not included in the house design, not included in the house price and/or not available from Coral Homes. All measurements are in millimetres unless otherwise stated. Floorplan measurements are approximate and are not to scale. Lot width is a guide only and may change due to developer covenants and Local Authority guidelines. For more information speak to your Coral Homes New Home Consultant. © Coral Homes Pty Ltd.



Barcelona – Everleigh, Greenbank



Barcelona – Everleigh, Greenbank

Photography from Barcelona at Everleigh, Greenbank depicts non-standard items including upgraded porcelain tiling, non-standard tiling heights, cabinetry finishes and handles, upgraded bathroom mixers and basins, upgraded carpet, feature lighting, stacker doors, window furnishings, ceiling height and other items which Coral Homes may not offer or are subject to additional charge. Items such as homewares, wallpaper, furniture, outdoor patio with timber-look decking, landscaping and fencing are not supplied by Coral Homes. Speak with your New Home Consultant for more details.

Barcelona – SkyRidge, Worongary



Barcelona – SkyRidge, Worongary



# Barcelona 297Q

On display

4 | 3 | 2.5 | 2



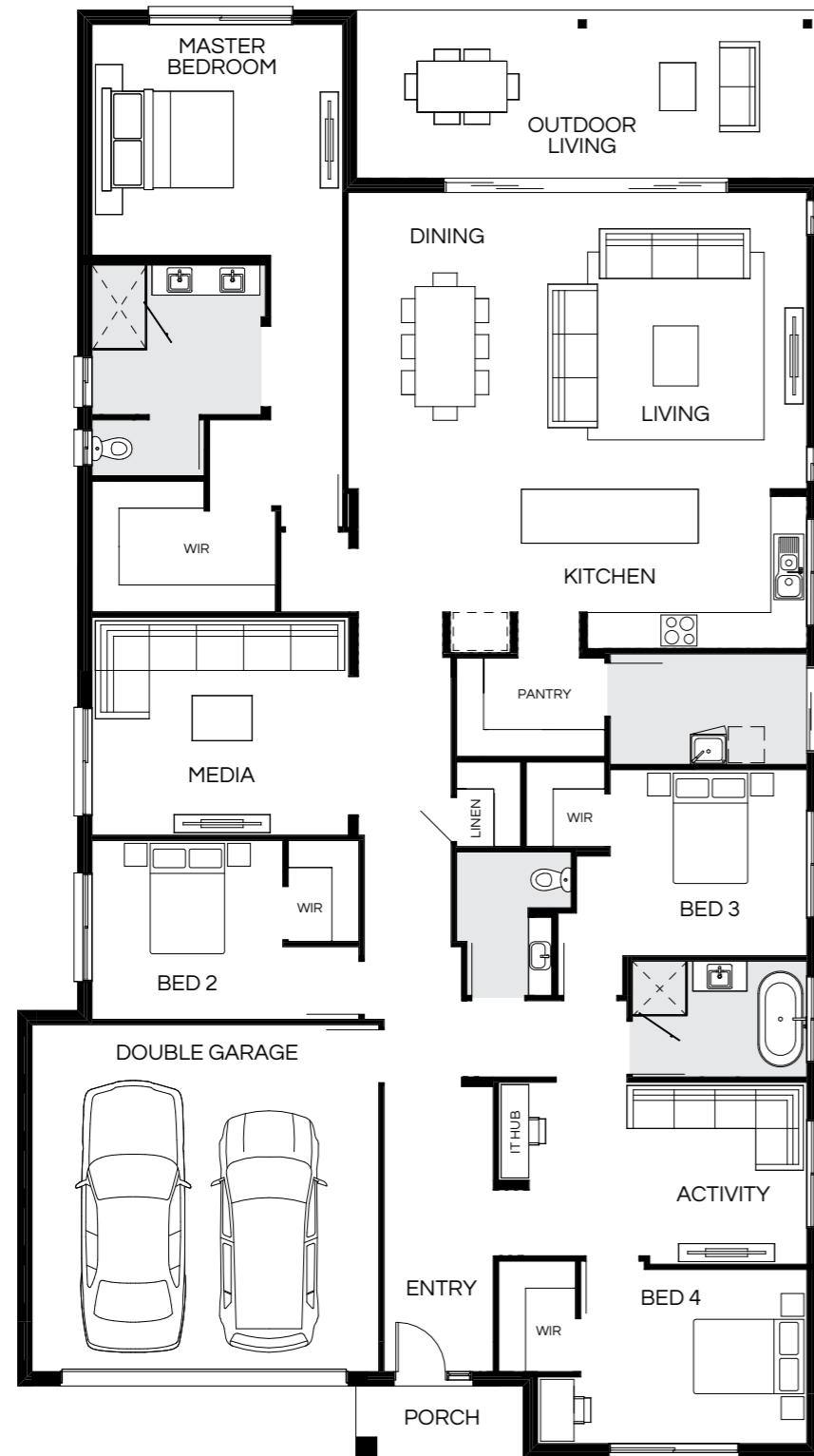
|            |             |          |             |         |             |                  |                                |
|------------|-------------|----------|-------------|---------|-------------|------------------|--------------------------------|
| Master Bed | 3620 x 4200 | Activity | 3000 x 4880 | Outdoor | 3000 x 8160 | House Length     | 24.53m                         |
| Bed 2      | 3120 x 3890 | Dining   | 4900 x 2950 |         |             | House Width      | 14m                            |
| Bed 3      | 3010 x 3000 | Living   | 4900 x 4750 |         |             | House Area       | 297.76m <sup>2</sup> (32.05sq) |
| Bed 4      | 3010 x 3000 | Media    | 3620 x 4300 |         |             | <b>Lot width</b> | <b>16m+</b>                    |

Photography from Barcelona at SkyRidge, Worongary depicts non-standard items including upgraded timber flooring, upgraded custom-designed Caesarstone® island benchtop with timber posts, built-in refrigerators and surrounding cabinetry, cabinetry finishes and handles, 900mm appliances, upgraded rangehood and surrounding cabinetry, feature lighting, upgraded butler's pantry with undermount sink, matte black sink mixer, upgraded splashback tiling, built-in cabinetry, upgraded kitchen window, dining window, stacker door and handles, square set ceiling, upgraded ceiling height and other items which Coral Homes may not offer or are subject to additional charge. Items such as homewares, furniture, wallpaper, outdoor tiling, landscaping and fencing are not supplied by Coral Homes. Speak with your New Home Consultant for more details.

Floorplan and lot width based on Designer facade. Floorplan is indicative only, conceptual in nature and subject to change without notice. Floorplan may depict features and/or other products which are not included in the house design, not included in the house price and/or not available from Coral Homes. All measurements are in millimetres unless otherwise stated. Floorplan measurements are approximate and are not to scale. Lot width is a guide only and may change due to developer covenants and Local Authority guidelines. For more information speak to your Coral Homes New Home Consultant. © Coral Homes Pty Ltd.

# Barcelona 299Q

4 | 3 | 2.5 | 2

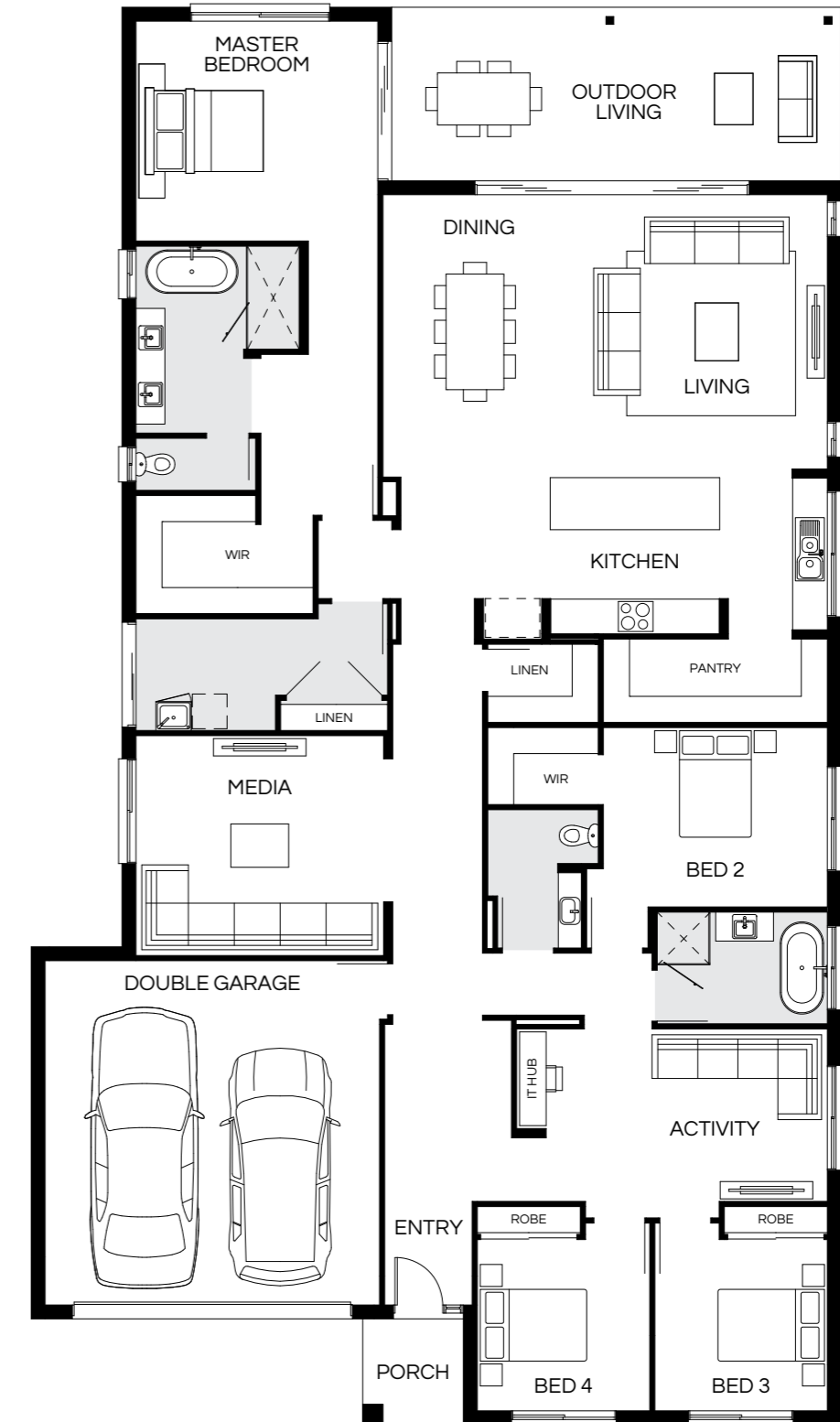


|            |             |          |             |         |             |                  |                                |
|------------|-------------|----------|-------------|---------|-------------|------------------|--------------------------------|
| Master Bed | 3870 x 4200 | Activity | 3050 x 4650 | Outdoor | 2800 x 7740 | House Length     | 24.13m                         |
| Bed 2      | 3000 x 3200 | Dining   | 4955 x 3000 |         |             | House Width      | 13.40m                         |
| Bed 3      | 3120 x 3300 | Living   | 4955 x 4670 |         |             | House Area       | 299.90m <sup>2</sup> (32.28sq) |
| Bed 4      | 2920 x 3790 | Media    | 3650 x 4300 |         |             | <b>Lot width</b> | <b>15m+</b>                    |

Floorplan and lot width based on Designer facade. Floorplan is indicative only, conceptual in nature and subject to change without notice. Floorplan may depict features and/or other products which are not included in the house design, not included in the house price and/or not available from Coral Homes. All measurements are in millimetres unless otherwise stated. Floorplan measurements are approximate and are not to scale. Lot width is a guide only and may change due to developer covenants and Local Authority guidelines. For more information speak to your Coral Homes New Home Consultant. © Coral Homes Pty Ltd.

# Barcelona 307Q

4 | 3 | 2.5 | 2



|            |             |          |             |         |             |                  |                                |
|------------|-------------|----------|-------------|---------|-------------|------------------|--------------------------------|
| Master Bed | 3820 x 4200 | Activity | 3000 x 4880 | Outdoor | 3000 x 7770 | House Length     | 24.53m                         |
| Bed 2      | 3120 x 3890 | Dining   | 4900 x 2950 |         |             | House Width      | 14m                            |
| Bed 3      | 3010 x 3000 | Living   | 4900 x 4750 |         |             | House Area       | 307.43m <sup>2</sup> (33.09sq) |
| Bed 4      | 3010 x 3000 | Media    | 3820 x 4300 |         |             | <b>Lot width</b> | <b>16m+</b>                    |

Floorplan and lot width based on Designer facade. Floorplan is indicative only, conceptual in nature and subject to change without notice. Floorplan may depict features and/or other products which are not included in the house design, not included in the house price and/or not available from Coral Homes. All measurements are in millimetres unless otherwise stated. Floorplan measurements are approximate and are not to scale. Lot width is a guide only and may change due to developer covenants and Local Authority guidelines. For more information speak to your Coral Homes New Home Consultant. © Coral Homes Pty Ltd.

# Barcelona Facades

14m+ Lot Width



Scan  
to view  
full facade  
range

Aspire Display Facade



Display facade depicts upgraded features that may not be available in all home designs. Speak with your New Home Consultant for full details on standard inclusions and available facade options.

Mornington



East Hamptons



Southampton



Shoreline Facade with Colorbond® Roof



Facade depicts upgraded features that may not be available in all home designs. Speak with your New Home Consultant for full details on standard inclusions and available facade options.

Designer



Display facade images depict upgraded entry door, two external paint colours, feature stone, render finish, cladding, timber panelling, timber panel garage door, feature windows and furnishings, feature lighting and other items which Coral Homes may not offer or maybe subject to additional charge. All facade images are intended as a guide only and may depict non-standard items such as feature stone, feature brickwork, timber-look panelling, render finish, upgraded garage door colour, two or more paint colours, upgraded entry door, upgraded windows, feature lighting and other items which Coral Homes may not offer or may be subject to additional charge. Facades are indicative only, conceptual in nature and are subject to design changes without notice. Reduced eaves may be utilized subject to lot width requirements. External works such as driveways, landscaping and fencing are not supplied by Coral Homes. For accurate and current information, including house-specific facade drawings, please speak with your Coral Homes New Home Consultant.

All facade images are intended as a guide only and may depict non-standard items such as feature stone, feature brickwork, timber-look panelling, render finish, upgraded garage door colour, two or more paint colours, upgraded entry door, upgraded windows, feature lighting and other items which Coral Homes may not offer or may be subject to additional charge. Facades are indicative only, conceptual in nature and are subject to design changes without notice. Reduced eaves may be utilized subject to lot width requirements. External works such as driveways, landscaping and fencing are not supplied by Coral Homes. For accurate and current information, including house-specific facade drawings, please speak with your Coral Homes New Home Consultant.


# Capri Series

The popular Capri Series is designed to fit neatly on a 12.5m+ lot width, without compromising on functional features. The open-plan kitchen, dining and living area is the perfect space for family to spend time together, while four bedrooms and a separate living space creates a private sanctuary. Select from a range of flexible floorplans and multiple facades.



Scan to view series

Capri – Everleigh Estate, Greenbank



Capri (East Hamptons Display Facade) – Everleigh Estate, Greenbank

On display



Capri – Everleigh Estate, Greenbank

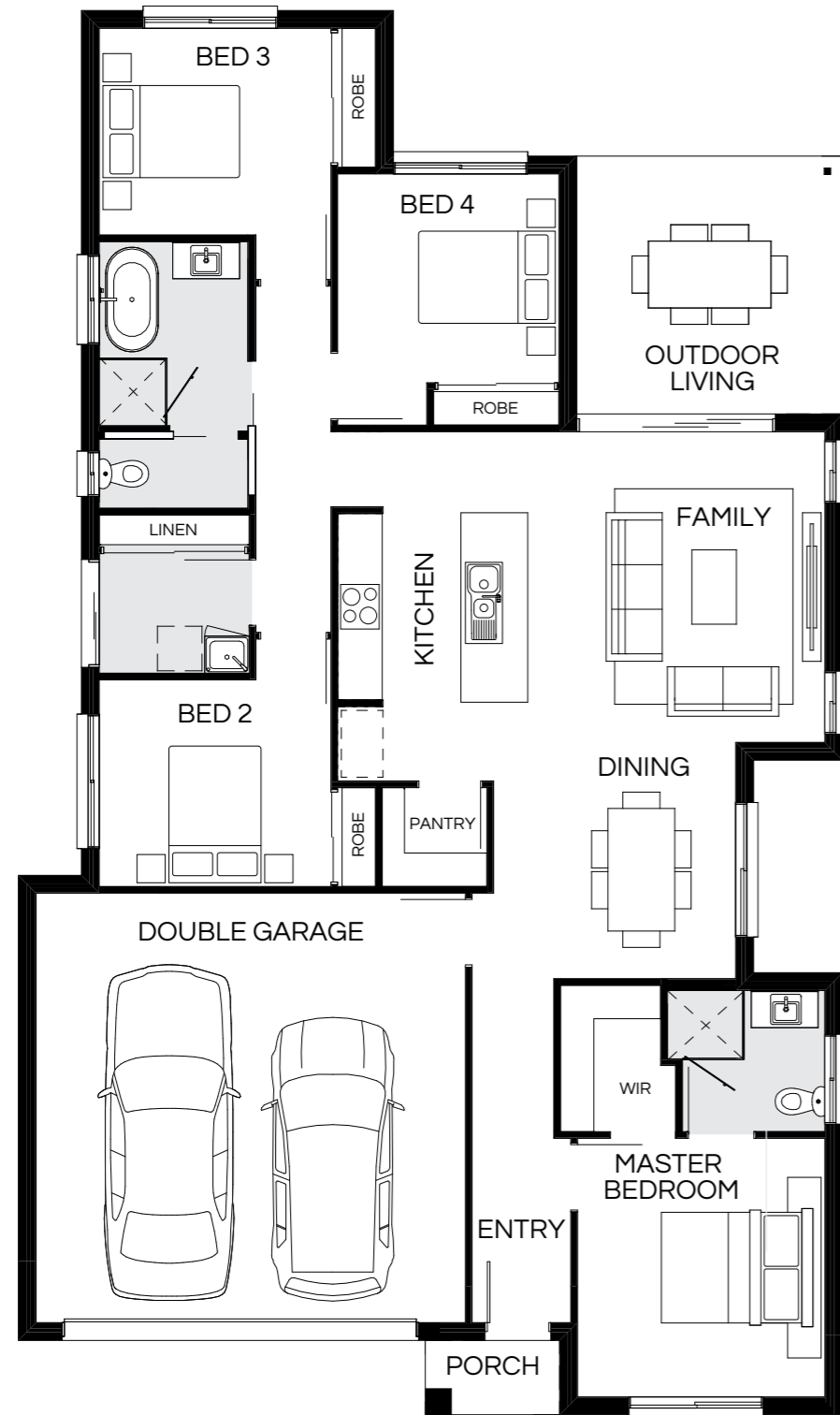


Photography from Capri at Everleigh, Greenbank depicts non-standard items including upgraded porcelain tiling, upgraded Caesarstone® island benchtop, cabinetry profiles, finishes and handles, feature lighting, upgraded family room window, raked and square set ceiling, ceiling height and other items which Coral Homes may not offer or are subject to additional charge. Items such as homewares, furniture, TV, outdoor tiling, landscaping and fencing are not supplied by Coral Homes. Speak with your New Home Consultant for more details.

Photography from Capri at Everleigh, Greenbank depicts non-standard facade and items including upgraded entry door, two external paint colours, feature stone and render, upgraded windows, feature lighting, upgraded porcelain tiling, upgraded Caesarstone® island benchtop, cabinetry profiles, finishes and handles, feature lighting, stacker doors, upgraded family room window, raked and square set ceiling, ceiling height and other items which Coral Homes may not offer or are subject to additional charge. Items such as homewares, furniture, TV, refrigerators, driveways, outdoor tiling, landscaping and fencing are not supplied by Coral Homes. Speak with your New Home Consultant for more details.

# Capri 179Q

4 | 1 | 2 | 2

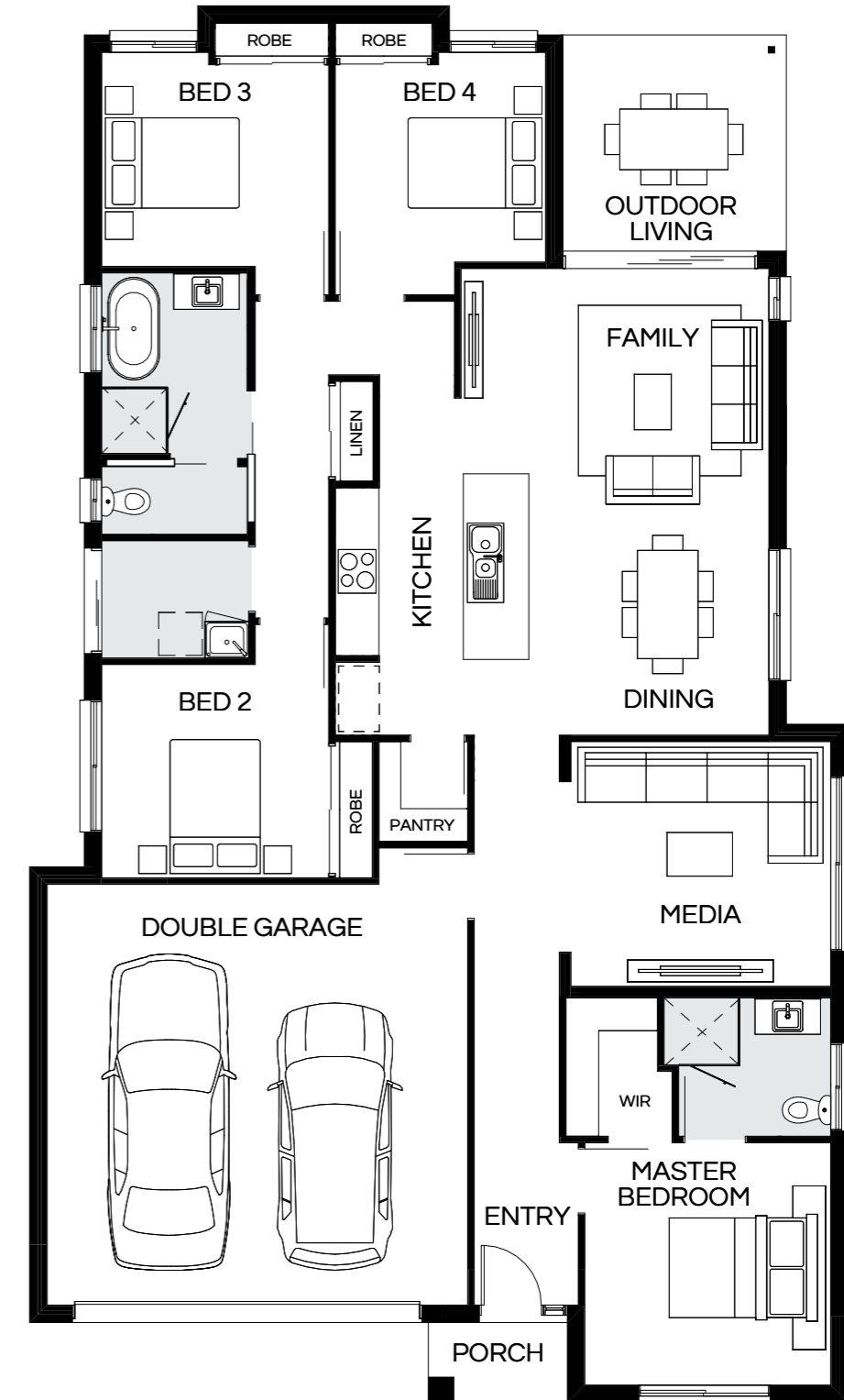


|            |             |        |             |         |             |                  |                                |
|------------|-------------|--------|-------------|---------|-------------|------------------|--------------------------------|
| Master Bed | 3500 x 3350 | Dining | 3180 x 3280 | Outdoor | 3470 x 3580 | House Length     | 18.90m                         |
| Bed 2      | 2800 x 3140 | Family | 4200 x 4010 |         |             | House Width      | 11.10m                         |
| Bed 3      | 2800 x 3140 |        |             |         |             | House Area       | 179.13m <sup>2</sup> (19.28sq) |
| Bed 4      | 2830 x 3000 |        |             |         |             | <b>Lot width</b> | <b>12.5m+</b>                  |

Floorplan and lot width based on Designer facade. Floorplan is indicative only, conceptual in nature and subject to change without notice. Floorplan may depict features and/or other products which are not included in the house design, not included in the house price and/or not available from Coral Homes. All measurements are in millimetres unless otherwise stated. Floorplan measurements are approximate and are not to scale. Lot width is a guide only and may change due to developer covenants and Local Authority guidelines. For more information speak to your Coral Homes New Home Consultant. © Coral Homes Pty Ltd.

# Capri 190Q

4 | 2 | 2 | 2



|            |             |        |             |         |             |                  |                                |
|------------|-------------|--------|-------------|---------|-------------|------------------|--------------------------------|
| Master Bed | 3350 x 3400 | Dining | 3000 x 3310 | Outdoor | 2970 x 3070 | House Length     | 19.19m                         |
| Bed 2      | 2950 x 3140 | Family | 3430 x 4250 |         |             | House Width      | 11.25m                         |
| Bed 3      | 2960 x 3140 | Media  | 3380 x 3590 |         |             | House Area       | 190.12m <sup>2</sup> (20.47sq) |
| Bed 4      | 2900 x 2910 |        |             |         |             | <b>Lot width</b> | <b>12.5m+</b>                  |

Floorplan and lot width based on Designer facade. Floorplan is indicative only, conceptual in nature and subject to change without notice. Floorplan may depict features and/or other products which are not included in the house design, not included in the house price and/or not available from Coral Homes. All measurements are in millimetres unless otherwise stated. Floorplan measurements are approximate and are not to scale. Lot width is a guide only and may change due to developer covenants and Local Authority guidelines. For more information speak to your Coral Homes New Home Consultant. © Coral Homes Pty Ltd.

Capri – Everleigh Estate, Greenbank



Capri – Everleigh Estate, Greenbank



# Capri 215Q

4 | 3 | 2 | 2



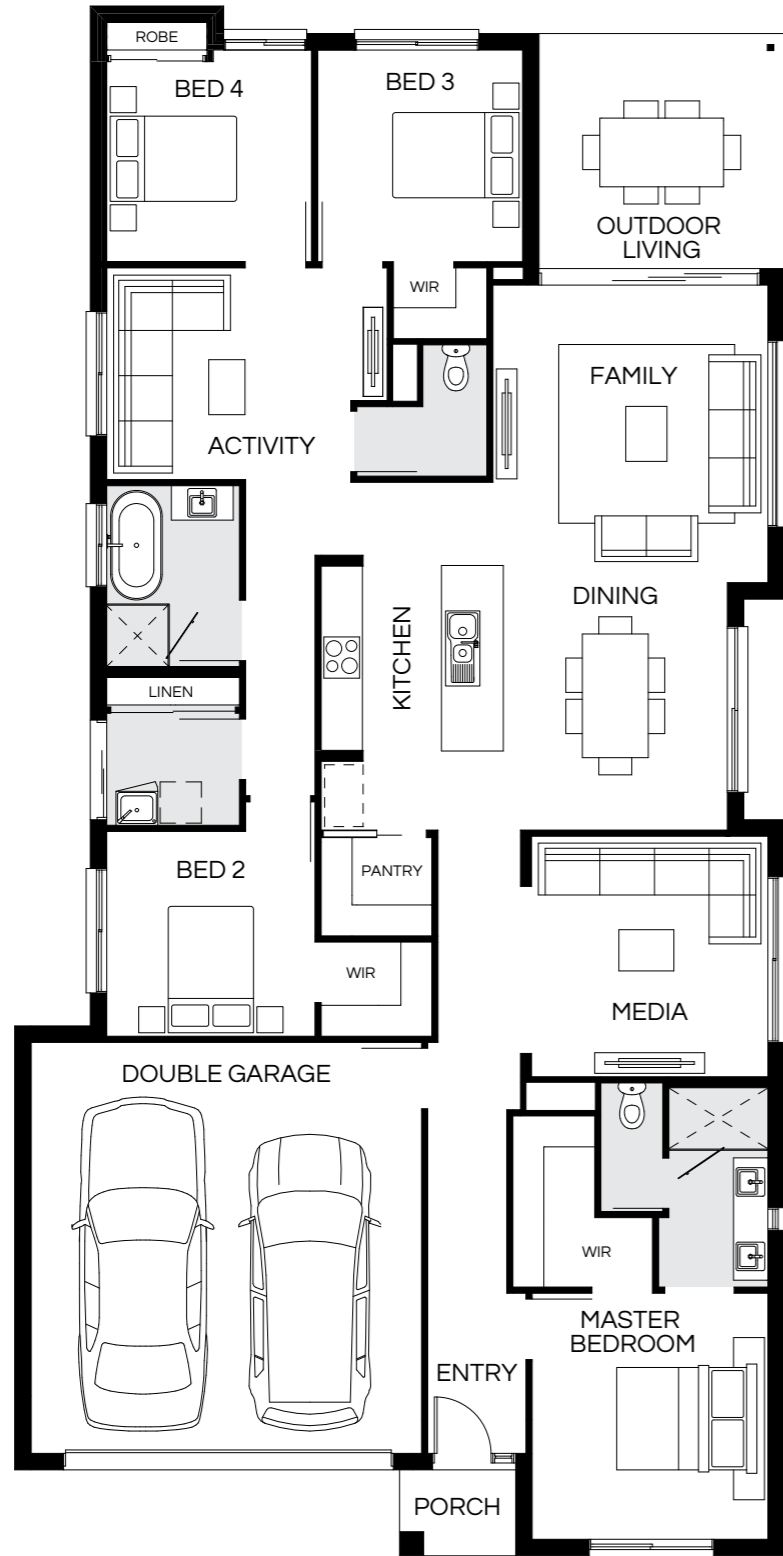
|            |             |          |             |         |             |                  |                                |
|------------|-------------|----------|-------------|---------|-------------|------------------|--------------------------------|
| Master Bed | 3520 x 3460 | Activity | 3040 x 3730 | Outdoor | 3230 x 3370 | House Length     | 21.45m                         |
| Bed 2      | 3000 x 3050 | Dining   | 3380 x 3560 |         |             | House Width      | 11.25m                         |
| Bed 3      | 2830 x 3000 | Family   | 3800 x 4050 |         |             | House Area       | 215.98m <sup>2</sup> (23.25sq) |
| Bed 4      | 3000 x 2900 | Media    | 3520 x 3580 |         |             | <b>Lot width</b> | <b>12.5m+</b>                  |

Photography from Capri at Everleigh, Greenbank depicts non-standard items including upgraded porcelain tiling, upgraded Caesarstone® island benchtop, cabinetry profiles, finishes and handles, 900mm appliances, upgraded splashback tiling, feature lighting, raked and square set ceiling, ceiling height and other items which Coral Homes may not offer or are subject to additional charge. Items such as homewares, refrigerators and furniture are not supplied by Coral Homes. Speak with your New Home Consultant for more details.

Floorplan and lot width based on Designer facade. Floorplan is indicative only, conceptual in nature and subject to change without notice. Floorplan may depict features and/or other products which are not included in the house design, not included in the house price and/or not available from Coral Homes. All measurements are in millimetres unless otherwise stated. Floorplan measurements are approximate and are not to scale. Lot width is a guide only and may change due to developer covenants and Local Authority guidelines. For more information speak to your Coral Homes New Home Consultant. © Coral Homes Pty Ltd.

# Capri 224Q

4 | 3 | 2 | 2



|            |             |          |             |         |             |                  |                                |
|------------|-------------|----------|-------------|---------|-------------|------------------|--------------------------------|
| Master Bed | 3600 x 3450 | Activity | 3100 x 4100 | Outdoor | 3420 x 3570 | House Length     | 22.55m                         |
| Bed 2      | 3000 x 3050 | Dining   | 3600 x 3270 |         |             | House Width      | 11.20m                         |
| Bed 3      | 3100 x 3000 | Family   | 4350 x 4020 |         |             | House Area       | 224.08m <sup>2</sup> (24.12sq) |
| Bed 4      | 2930 x 3000 | Media    | 3520 x 3460 |         |             | <b>Lot width</b> | <b>12.5m<sup>+</sup></b>       |

Floorplan and lot width based on Designer facade. Floorplan is indicative only, conceptual in nature and subject to change without notice. Floorplan may depict features and/or other products which are not included in the house design, not included in the house price and/or not available from Coral Homes. All measurements are in millimetres unless otherwise stated. Floorplan measurements are approximate and are not to scale. Lot width is a guide only and may change due to developer covenants and Local Authority guidelines. For more information speak to your Coral Homes New Home Consultant. © Coral Homes Pty Ltd.

# Capri 237Q

4 | 3 | 2 | 2



|            |             |          |             |         |             |                  |                                |
|------------|-------------|----------|-------------|---------|-------------|------------------|--------------------------------|
| Master Bed | 3620 x 3500 | Activity | 3100 x 4100 | Outdoor | 3570 x 3770 | House Length     | 23.45m                         |
| Bed 2      | 3000 x 3050 | Dining   | 3770 x 3350 |         |             | House Width      | 11.30m                         |
| Bed 3      | 3000 x 3000 | Family   | 4700 x 4170 |         |             | House Area       | 237.54m <sup>2</sup> (25.60sq) |
| Bed 4      | 2830 x 3000 | Media    | 3720 x 3500 |         |             | <b>Lot width</b> | <b>12.5m<sup>+</sup></b>       |

Floorplan and lot width based on Designer facade. Floorplan is indicative only, conceptual in nature and subject to change without notice. Floorplan may depict features and/or other products which are not included in the house design, not included in the house price and/or not available from Coral Homes. All measurements are in millimetres unless otherwise stated. Floorplan measurements are approximate and are not to scale. Lot width is a guide only and may change due to developer covenants and Local Authority guidelines. For more information speak to your Coral Homes New Home Consultant. © Coral Homes Pty Ltd.

On display

# Capri Facades

12.5m+ Lot Width



Scan  
to view  
full facade  
range

Coastal Display Facade



Display facade depicts upgraded features that may not be available in all home designs. Speak with your New Home Consultant for full details on standard inclusions and available facade options.

Lodge



Hamptons Display Facade



Display facade depicts upgraded features that may not be available in all home designs. Speak with your New Home Consultant for full details on standard inclusions and available facade options.

Southampton



Modern



Designer



Display facade images depict upgraded entry doors, two external paint colours, feature stone and render posts, upgraded windows and feature lighting and other items which Coral Homes may not offer or may be subject to additional charge. All facade images are intended as a guide only and may depict non-standard items such as feature stone, feature brickwork, timber-look panelling, render finish, upgraded garage door colour, two or more paint colours, upgraded entry door, upgraded windows, feature lighting and other items which Coral Homes may not offer or may be subject to additional charge. Facades are indicative only, conceptual in nature and are subject to design changes without notice. Reduced eaves may be utilized subject to lot width requirements. External works such as driveways, landscaping and fencing are not supplied by Coral Homes. For accurate and current information, including house-specific facade drawings, please speak with your Coral Homes New Home Consultant.

All facade images are intended as a guide only and may depict non-standard items such as feature stone, feature brickwork, timber-look panelling, render finish, upgraded garage door colour, two or more paint colours, upgraded entry door, upgraded windows, feature lighting and other items which Coral Homes may not offer or may be subject to additional charge. Facades are indicative only, conceptual in nature and are subject to design changes without notice. Reduced eaves may be utilized subject to lot width requirements. External works such as driveways, landscaping and fencing are not supplied by Coral Homes. For accurate and current information, including house-specific facade drawings, please speak with your Coral Homes New Home Consultant.

# Grange Series

The Grange Series ticks all of the boxes for a family home. Featuring four bedrooms and multiple living areas plus an outdoor space, the compact yet spacious proportions will surely impress. Available in a wide range of floorplans and facades.



Scan to view series

Grange – Harmony Estate, Palmview



Photography from Grange at Harmony Estate, Palmview depicts non-standard items including upgraded timber flooring, upgraded 40mm Caesarstone® island benchtop, cabinetry profiles, finishes and handles, undermount sink, matte black sink mixer, upgraded splashback tiling, 900mm appliances, feature lighting, ceiling height and other items which Coral Homes may not offer or are subject to additional charge. Items such as homewares, furniture and refrigerators are not supplied by Coral Homes. Speak with your New Home Consultant for more details.

Grange (Lodge Display Facade) – Harmony Estate, Palmview

On display



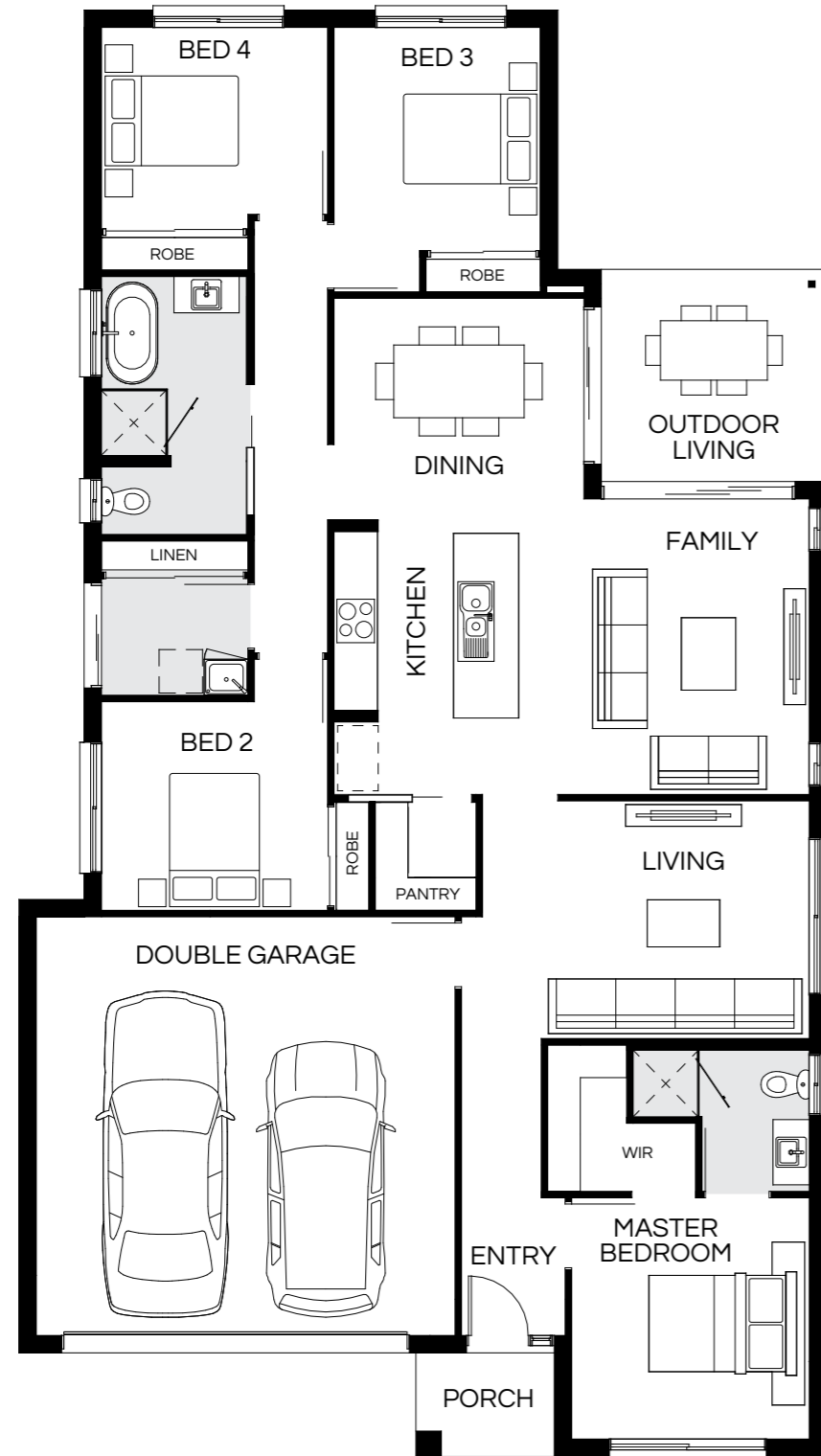
Grange – Harmony Estate, Palmview



Photography from Grange at Harmony Estate, Palmview depicts non-standard facade and items including feature stone, render finish, cladding, timber panelling, upgraded entry door, feature windows and furnishings, feature lighting, upgraded timber flooring, upgraded 40mm Caesarstone® island benchtop, cabinetry profiles, finishes and handles, undermount sink, matte black sink mixer, upgraded splashback tiling, 900mm appliances, feature lighting, ceiling height, cornerless stacker doors and handles, recessed door tracks, extended outdoor living area, outdoor fan and other items which Coral Homes may not offer or are subject to additional charge. Items such as homewares, furniture, wallpaper, built-in BBQ, built-in seating, driveways, outdoor tiling, landscaping and fencing are not supplied by Coral Homes. Speak with your New Home Consultant for more details.

# Grange 190Q

4 | 2 | 2 | 2

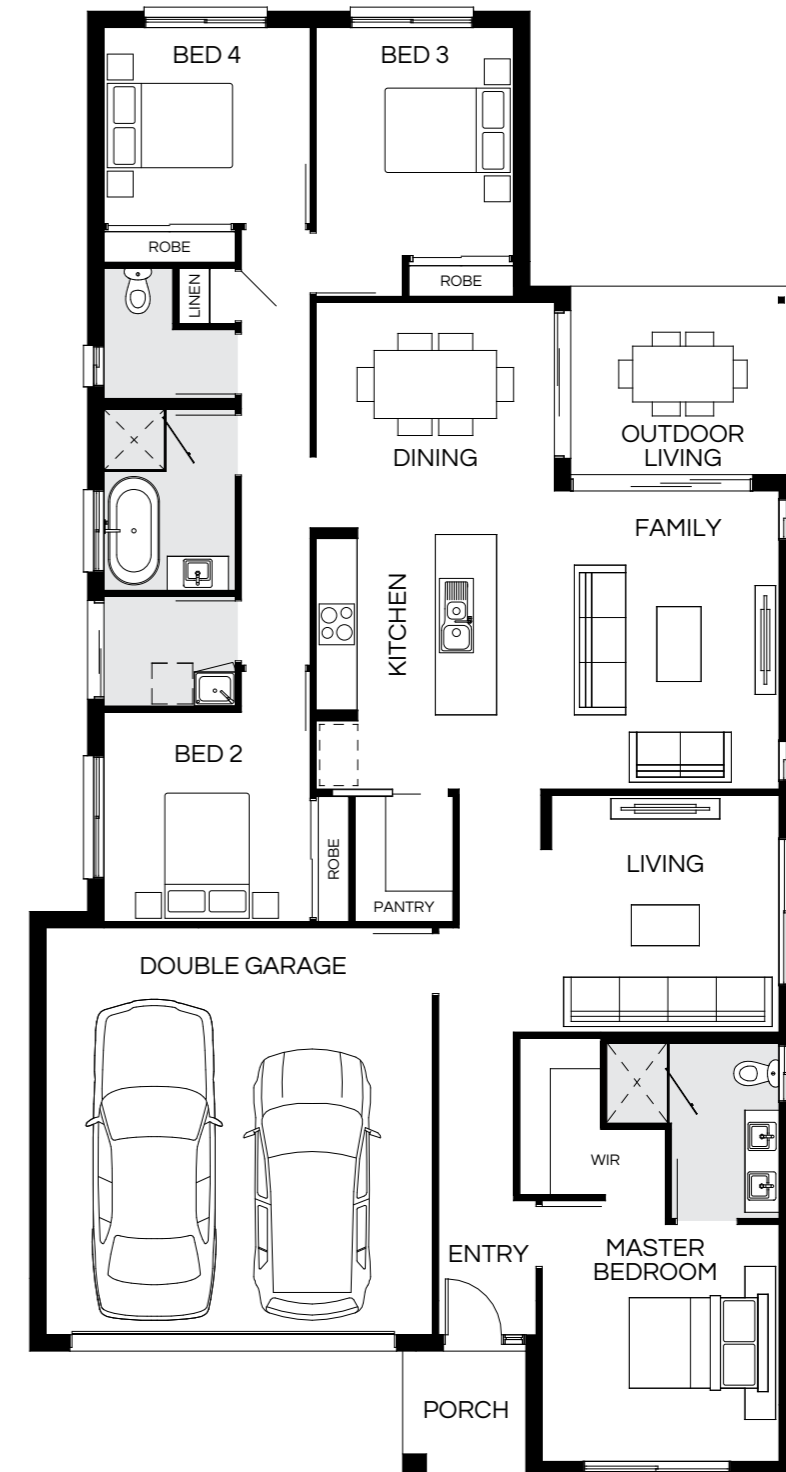


|            |             |        |             |         |             |                  |                                |
|------------|-------------|--------|-------------|---------|-------------|------------------|--------------------------------|
| Master Bed | 3350 x 3300 | Dining | 3080 x 3470 | Outdoor | 2930 x 3110 | House Length     | 19.97m                         |
| Bed 2      | 2900 x 3140 | Family | 4100 x 4020 |         |             | House Width      | 11.15m                         |
| Bed 3      | 3170 x 2870 | Living | 3300 x 3480 |         |             | House Area       | 190.49m <sup>2</sup> (20.50sq) |
| Bed 4      | 2800 x 3140 |        |             |         |             | <b>Lot width</b> | <b>12.5m+</b>                  |

Floorplan and lot width based on Designer facade. Floorplan is indicative only, conceptual in nature and subject to change without notice. Floorplan may depict features and/or other products which are not included in the house design, not included in the house price and/or not available from Coral Homes. All measurements are in millimetres unless otherwise stated. Floorplan measurements are approximate and are not to scale. Lot width is a guide only and may change due to developer covenants and Local Authority guidelines. For more information speak to your Coral Homes New Home Consultant. © Coral Homes Pty Ltd.

# Grange 205Q

4 | 2 | 2 | 2



|            |             |        |             |         |             |                  |                                |
|------------|-------------|--------|-------------|---------|-------------|------------------|--------------------------------|
| Master Bed | 3500 x 3500 | Dining | 3420 x 3520 | Outdoor | 2770 x 3300 | House Length     | 21.55m                         |
| Bed 2      | 3100 x 3050 | Family | 4400 x 4160 |         |             | House Width      | 11.25m                         |
| Bed 3      | 3370 x 2920 | Living | 3500 x 3500 |         |             | House Area       | 205.25m <sup>2</sup> (22.09sq) |
| Bed 4      | 2900 x 3050 |        |             |         |             | <b>Lot width</b> | <b>12.5m+</b>                  |

Floorplan and lot width based on Designer facade. Floorplan is indicative only, conceptual in nature and subject to change without notice. Floorplan may depict features and/or other products which are not included in the house design, not included in the house price and/or not available from Coral Homes. All measurements are in millimetres unless otherwise stated. Floorplan measurements are approximate and are not to scale. Lot width is a guide only and may change due to developer covenants and Local Authority guidelines. For more information speak to your Coral Homes New Home Consultant. © Coral Homes Pty Ltd.

# Grange 230Q

4 | 3 | 2 | 2



|            |             |        |             |         |             |                  |                                |
|------------|-------------|--------|-------------|---------|-------------|------------------|--------------------------------|
| Master Bed | 3520 x 4280 | Dining | 3260 x 3400 | Outdoor | 3260 x 2820 | House Length     | 21.31m                         |
| Bed 2      | 2930 x 3440 | Family | 4020 x 4270 |         |             | House Width      | 12.30m                         |
| Bed 3      | 2820 x 3000 | Living | 3600 x 3690 |         |             | House Area       | 230.69m <sup>2</sup> (24.83sq) |
| Bed 4      | 3150 x 3000 | Media  | 3600 x 3850 |         |             | <b>Lot width</b> | <b>14m+</b>                    |

Floorplan and lot width based on Designer facade. Floorplan is indicative only, conceptual in nature and subject to change without notice. Floorplan may depict features and/or other products which are not included in the house design, not included in the house price and/or not available from Coral Homes. All measurements are in millimetres unless otherwise stated. Floorplan measurements are approximate and are not to scale. Lot width is a guide only and may change due to developer covenants and Local Authority guidelines. For more information speak to your Coral Homes New Home Consultant. © Coral Homes Pty Ltd.

Grange – Yarrabilba Estate, Yarrabilba



Grange – Yarrabilba Estate, Yarrabilba



Photography from Grange at Yarrabilba Estate depicts non-standard items including upgraded porcelain tiling, cabinetry laminated finish, upgraded splashback tiling, 900mm appliances, feature lighting, ceiling height, cornerless stacker doors, extended outdoor living area, outdoor fan and other items which Coral Homes may not offer or are subject to additional charge. Items such as homewares, wallpaper, furniture, refrigerator, outdoor tiling, landscaping and fencing are not supplied by Coral Homes. Speak with your New Home Consultant for more details.

Grange – Harmony Estate, Palmview



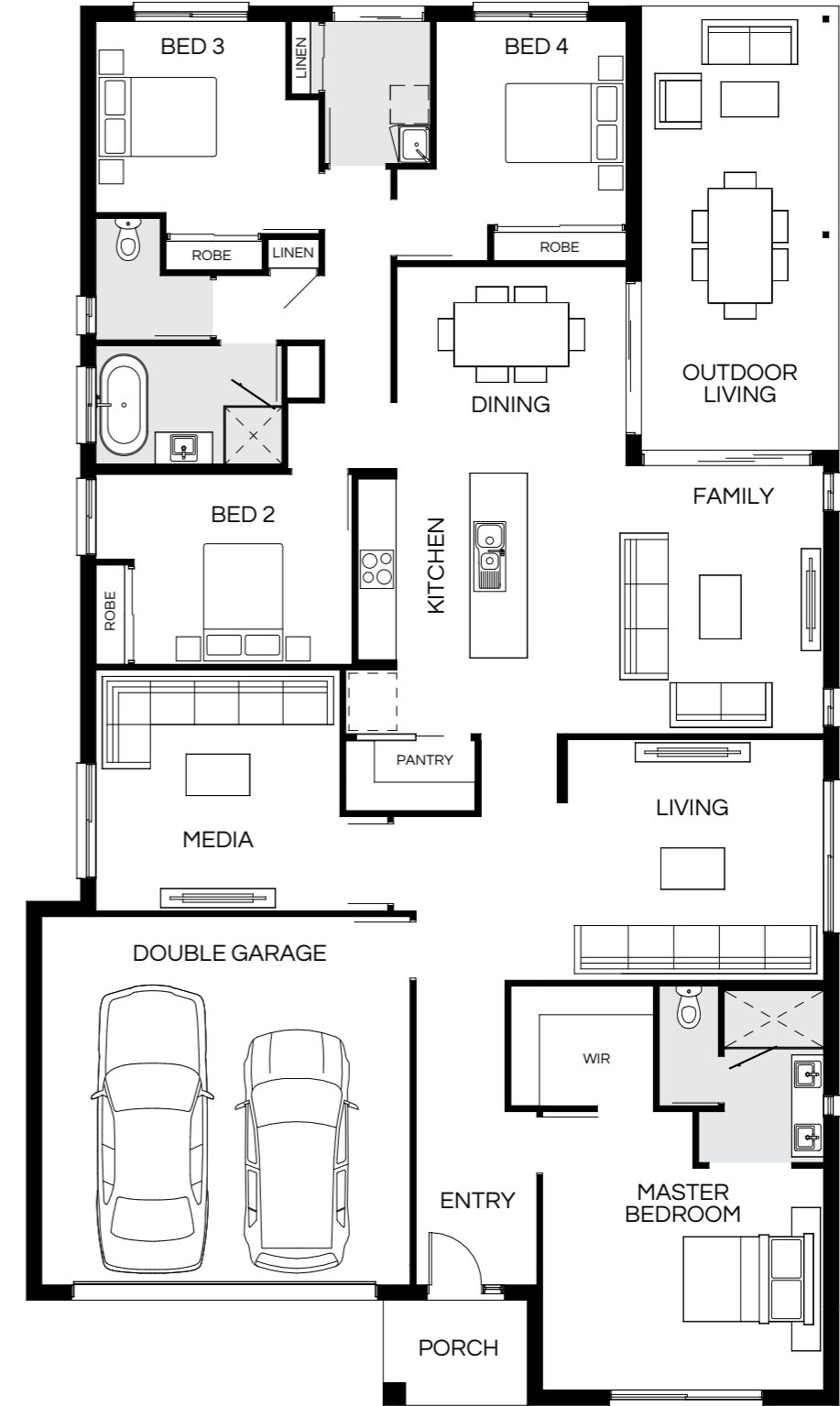
# Grange 258Q

4 | 3 | 2 | 2

On display

Most popular

Grange – Harmony Estate, Palmview



|            |             |        |             |         |             |                  |                                |
|------------|-------------|--------|-------------|---------|-------------|------------------|--------------------------------|
| Master Bed | 3500 x 4430 | Dining | 3250 x 3620 | Outdoor | 6970 x 3100 | House Length     | 21.96m                         |
| Bed 2      | 3000 x 3440 | Family | 4230 x 4660 |         |             | House Width      | 12.75m                         |
| Bed 3      | 3020 x 3000 | Living | 3800 x 4040 |         |             | House Area       | 258.82m <sup>2</sup> (27.86sq) |
| Bed 4      | 3210 x 3000 | Media  | 3800 x 3850 |         |             | <b>Lot width</b> | <b>14m+</b>                    |

Photography from Grange at Harmony Estate, Palmview depicts non-standard items including upgraded carpet, ceiling height, upgraded windows and furnishings, upgraded porcelain tiling, cabinetry laminated finish and handles, feature tiling, matte black basin mixers and shower accessories, feature lighting, ceiling height and other items which Coral Homes may not offer or are subject to additional charge. Items such as homewares, furniture, landscaping and fencing are not supplied by Coral Homes. Speak with your New Home Consultant for more details.

Floorplan and lot width based on Designer facade. Floorplan is indicative only, conceptual in nature and subject to change without notice. Floorplan may depict features and/or other products which are not included in the house design, not included in the house price and/or not available from Coral Homes. All measurements are in millimetres unless otherwise stated. Floorplan measurements are approximate and are not to scale. Lot width is a guide only and may change due to developer covenants and Local Authority guidelines. For more information speak to your Coral Homes New Home Consultant. © Coral Homes Pty Ltd.

# Grange Facades

12m+ Lot Width



Scan  
to view  
full facade  
range

Hamptons Display Facade



Display facade depicts upgraded features that may not be available in all home designs. Speak with your New Home Consultant for full details on standard inclusions and available facade options.

Shoreline Facade with Colorbond® Roof



Facade depicts upgraded features that may not be available in all home designs. Speak with your New Home Consultant for full details on standard inclusions and available facade options.

Mornington



Modern



St Kilda



Designer



Display facade images depict upgraded entry door, two external paint colours, feature lighting, upgraded windows and furnishings and other items which Coral Homes may not offer or may be subject to additional charge. All facade images are intended as a guide only and may depict non-standard items such as feature stone, feature brickwork, timber-look panelling, render finish, upgraded garage door colour, two or more paint colours, upgraded entry door, upgraded windows, feature lighting and other items which Coral Homes may not offer or may be subject to additional charge. Facades are indicative only, conceptual in nature and are subject to design changes without notice. Reduced eaves may be utilized subject to lot width requirements. External works such as driveways, landscaping and fencing are not supplied by Coral Homes. For accurate and current information, including house-specific facade drawings, please speak with your Coral Homes New Home Consultant.

All facade images are intended as a guide only and may depict non-standard items such as feature stone, feature brickwork, timber-look panelling, render finish, upgraded garage door colour, two or more paint colours, upgraded entry door, upgraded windows, feature lighting and other items which Coral Homes may not offer or may be subject to additional charge. Facades are indicative only, conceptual in nature and are subject to design changes without notice. Reduced eaves may be utilized subject to lot width requirements. External works such as driveways, landscaping and fencing are not supplied by Coral Homes. For accurate and current information, including house-specific facade drawings, please speak with your Coral Homes New Home Consultant.

# Grange Facades

14m+ Lot Width



Scan  
to view  
full facade  
range

Lodge Display Facade



Display facade depicts upgraded features that may not be available in all home designs. Speak with your New Home Consultant for full details on standard inclusions and available facade options.

Pavilion Display Facade



Display facade depicts upgraded features that may not be available in all home designs. Speak with your New Home Consultant for full details on standard inclusions and available facade options.

East Hamptons



Hamptons



Newport



Designer



Display facade images depict upgraded entry doors, two external paint colours, feature stone, tile and render posts, upgraded windows and furnishings, feature lighting, timber panel garage door and other items which Coral Homes may not offer or may be subject to additional charge. All facade images are intended as a guide only and may depict non-standard items such as feature stone, feature brickwork, timber-look panelling, render finish, upgraded garage door colour, two or more paint colours, upgraded entry door, upgraded windows, feature lighting and other items which Coral Homes may not offer or may be subject to additional charge. Facades are indicative only, conceptual in nature and are subject to design changes without notice. Reduced eaves may be utilized subject to lot width requirements. External works such as driveways, landscaping and fencing are not supplied by Coral Homes. For accurate and current information, including house-specific facade drawings, please speak with your Coral Homes New Home Consultant.

All facade images are intended as a guide only and may depict non-standard items such as feature stone, feature brickwork, timber-look panelling, render finish, upgraded garage door colour, two or more paint colours, upgraded entry door, upgraded windows, feature lighting and other items which Coral Homes may not offer or may be subject to additional charge. Facades are indicative only, conceptual in nature and are subject to design changes without notice. Reduced eaves may be utilized subject to lot width requirements. External works such as driveways, landscaping and fencing are not supplied by Coral Homes. For accurate and current information, including house-specific facade drawings, please speak with your Coral Homes New Home Consultant.

# Hamilton Series

New  
design  
series

Discover our versatile Hamilton Series featuring four bedrooms, spacious living areas, and an outdoor alfresco that seamlessly opens up from the family room, making this home perfect for your indoor/outdoor entertaining plans.



Scan to view series

Hamilton (Coastal Display Facade) – Flagstone

On  
display



Hamilton – Flagstone



Hamilton – Flagstone

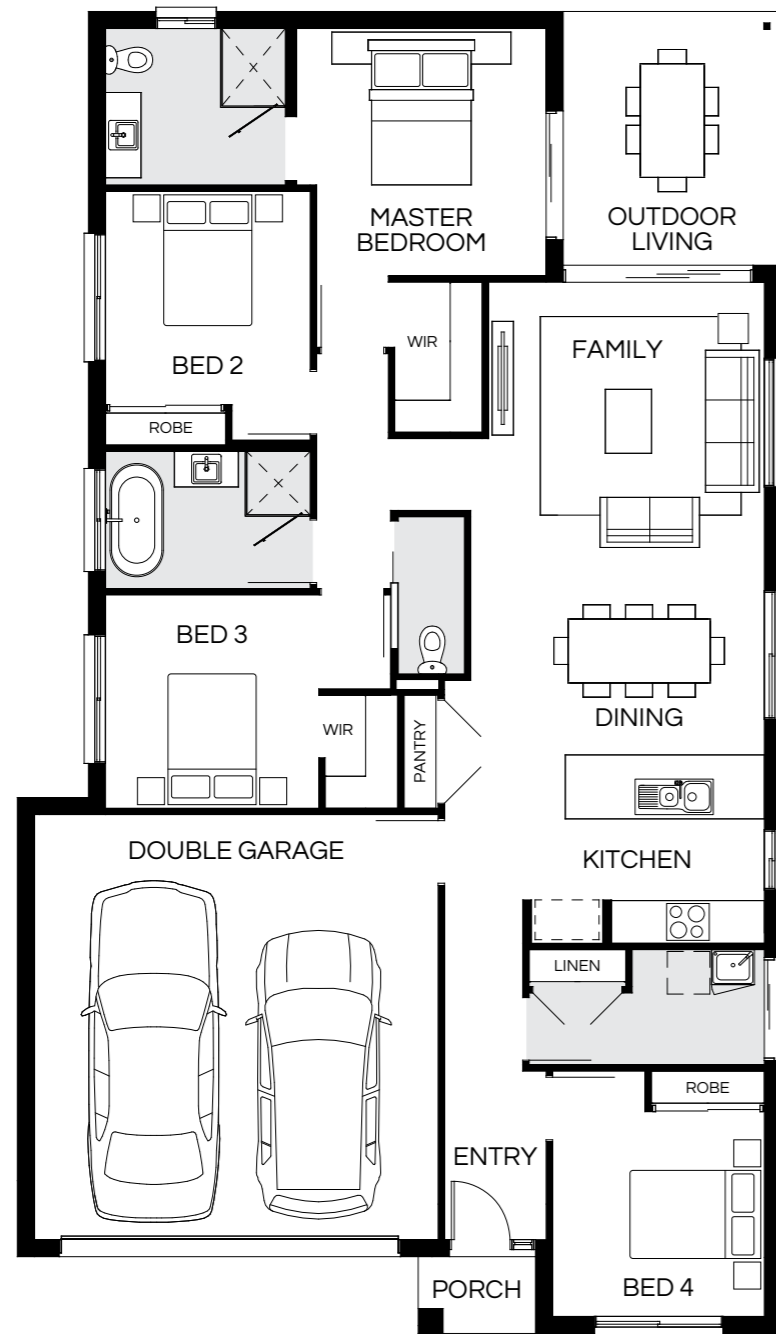


Photography from Hamilton at Flagstone depicts non-standard items including upgraded timber flooring, cabinetry handles, feature kitchen window, upgraded splashback tiling, 900mm appliances, feature lighting, external patio and fan, sliding doors, raked and square set ceiling, ceiling height and other items which Coral Homes may not offer or are subject to additional charge. Items such as homewares, furniture, landscaping and fencing are not supplied by Coral Homes. Speak with your New Home Consultant for more details.

Photography from Hamilton at Flagstone depicts non-standard facade and items including upgraded entry door, two external paint colours, feature lighting, upgraded timber flooring, cabinetry handles, feature kitchen window, upgraded splashback tiling, 900mm appliances, built-in desk, feature lighting, raked and square set ceiling, ceiling height and other items which Coral Homes may not offer or are subject to additional charge. Items such as homewares, refrigerator, furniture, driveway, landscaping and fencing are not supplied by Coral Homes. Speak with your New Home Consultant for more details.

# Hamilton 182Q

4 | 1 | 2 | 2



|            |             |        |             |         |             |                  |                                |
|------------|-------------|--------|-------------|---------|-------------|------------------|--------------------------------|
| Master Bed | 3500 x 3530 | Dining | 2800 x 4150 | Outdoor | 3570 x 3070 | House Length     | 18.60m                         |
| Bed 2      | 3020 x 2900 | Family | 3860 x 3900 |         |             | House Width      | 10.75m                         |
| Bed 3      | 3020 x 3020 |        |             |         |             | House Area       | 182.79m <sup>2</sup> (19.68sq) |
| Bed 4      | 2900 x 3000 |        |             |         |             | <b>Lot width</b> | <b>12m+</b>                    |

Floorplan and lot width based on Designer facade. Floorplan is indicative only, conceptual in nature and subject to change without notice. Floorplan may depict features and/or other products which are not included in the house design, not included in the house price and/or not available from Coral Homes. All measurements are in millimetres unless otherwise stated. Floorplan measurements are approximate and are not to scale. Lot width is a guide only and may change due to developer covenants and Local Authority guidelines. For more information speak to your Coral Homes New Home Consultant. © Coral Homes Pty Ltd.

# Hamilton 196Q

4 | 2 | 2 | 2



|            |             |        |             |         |             |                  |                                |
|------------|-------------|--------|-------------|---------|-------------|------------------|--------------------------------|
| Master Bed | 3500 x 3450 | Dining | 2700 x 4150 | Outdoor | 3280 x 3220 | House Length     | 20m                            |
| Bed 2      | 2950 x 3120 | Family | 3615 x 3900 |         |             | House Width      | 10.75m                         |
| Bed 3      | 3000 x 2900 | Media  | 3660 x 3095 |         |             | House Area       | 196.62m <sup>2</sup> (21.16sq) |
| Bed 4      | 2920 x 2900 |        |             |         |             | <b>Lot width</b> | <b>12m+</b>                    |

Floorplan and lot width based on Designer facade. Floorplan is indicative only, conceptual in nature and subject to change without notice. Floorplan may depict features and/or other products which are not included in the house design, not included in the house price and/or not available from Coral Homes. All measurements are in millimetres unless otherwise stated. Floorplan measurements are approximate and are not to scale. Lot width is a guide only and may change due to developer covenants and Local Authority guidelines. For more information speak to your Coral Homes New Home Consultant. © Coral Homes Pty Ltd.

Hamilton – Flagstone

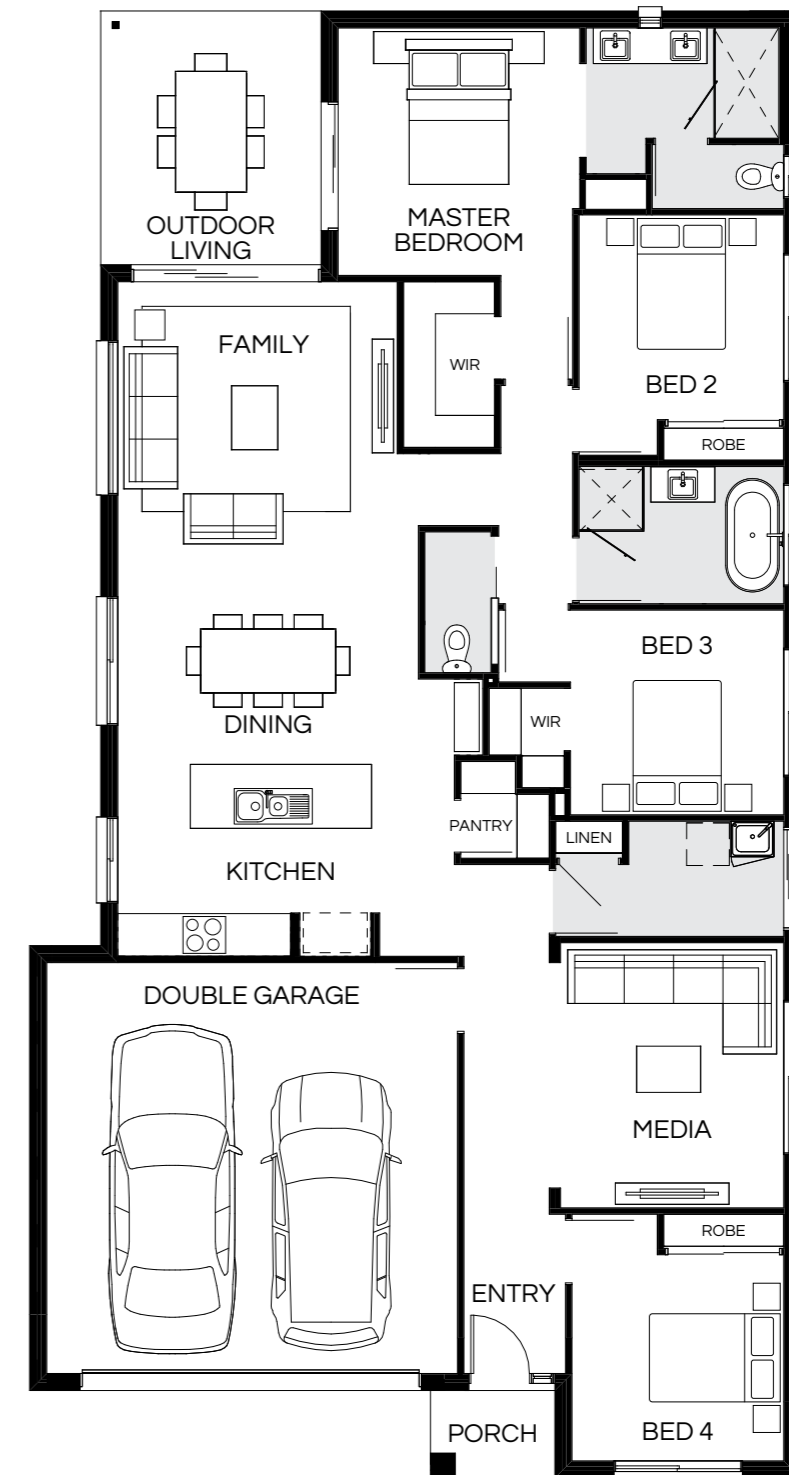


Hamilton – Flagstone



# Hamilton 203Q

4 | 2 | 2 | 2



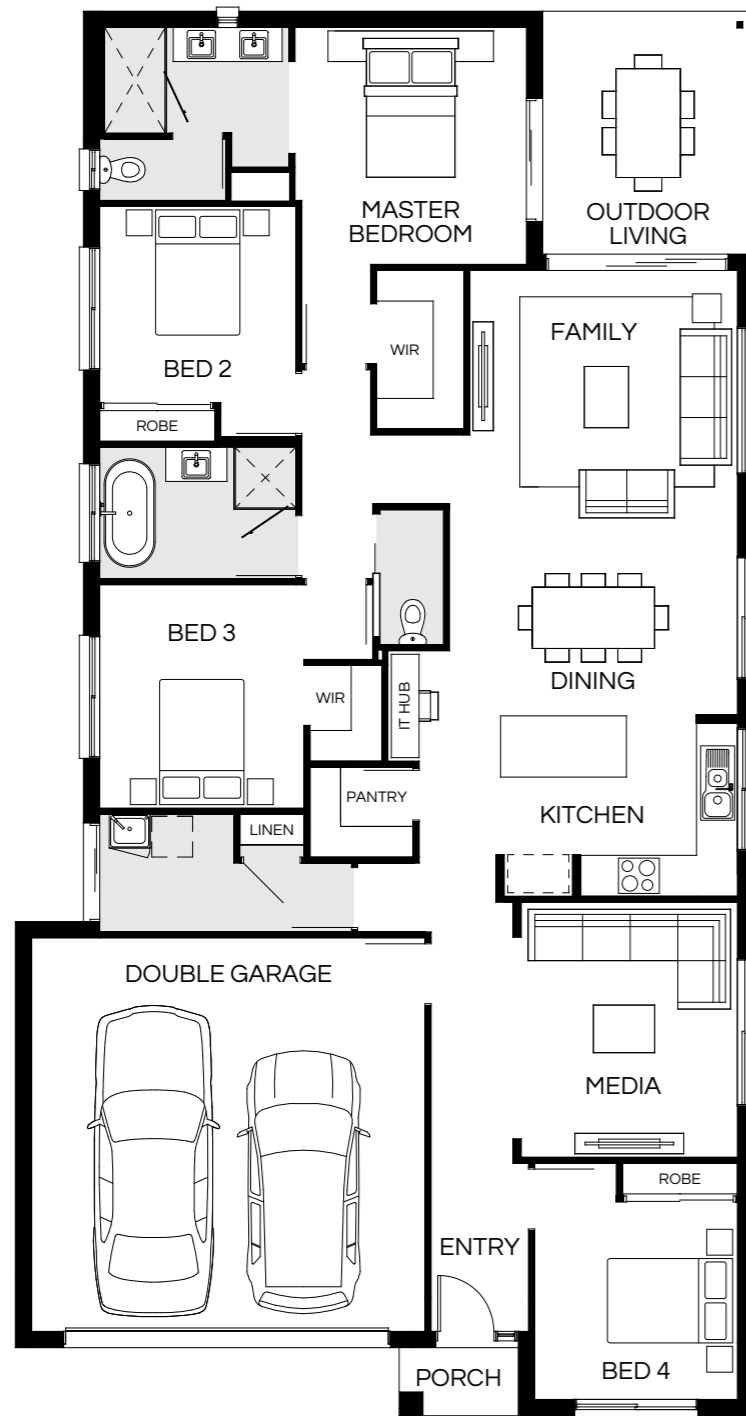
|            |             |        |             |         |             |                  |                                |
|------------|-------------|--------|-------------|---------|-------------|------------------|--------------------------------|
| Master Bed | 3500 x 3420 | Dining | 2900 x 4250 | Outdoor | 3570 x 3100 | House Length     | 20.64m                         |
| Bed 2      | 2900 x 2900 | Family | 3900 x 3950 |         |             | House Width      | 10.85m                         |
| Bed 3      | 2900 x 3020 | Media  | 3750 x 3160 |         |             | House Area       | 203.86m <sup>2</sup> (21.94sq) |
| Bed 4      | 2920 x 3000 |        |             |         |             | <b>Lot width</b> | <b>12m+</b>                    |

Photography from Hamilton at Flagstone depicts non-standard items including upgraded timber flooring, cabinetry handles, upgraded splashback tiling, 900mm appliances, built-in cabinetry, feature lighting, external patio, sliding doors, bathroom cabinetry laminated finish and handles, feature tiling, raked and square set ceiling, ceiling height and other items which Coral Homes may not offer or are subject to additional charge. Items such as homewares, refrigerator, furniture, TV, landscaping and fencing are not supplied by Coral Homes. Speak with your New Home Consultant for more details.

Floorplan and lot width based on Designer facade. Floorplan is indicative only, conceptual in nature and subject to change without notice. Floorplan may depict features and/or other products which are not included in the house design, not included in the house price and/or not available from Coral Homes. All measurements are in millimetres unless otherwise stated. Floorplan measurements are approximate and are not to scale. Lot width is a guide only and may change due to developer covenants and Local Authority guidelines. For more information speak to your Coral Homes New Home Consultant. © Coral Homes Pty Ltd.

# Hamilton 204Q

4 | 2 | 2 | 2

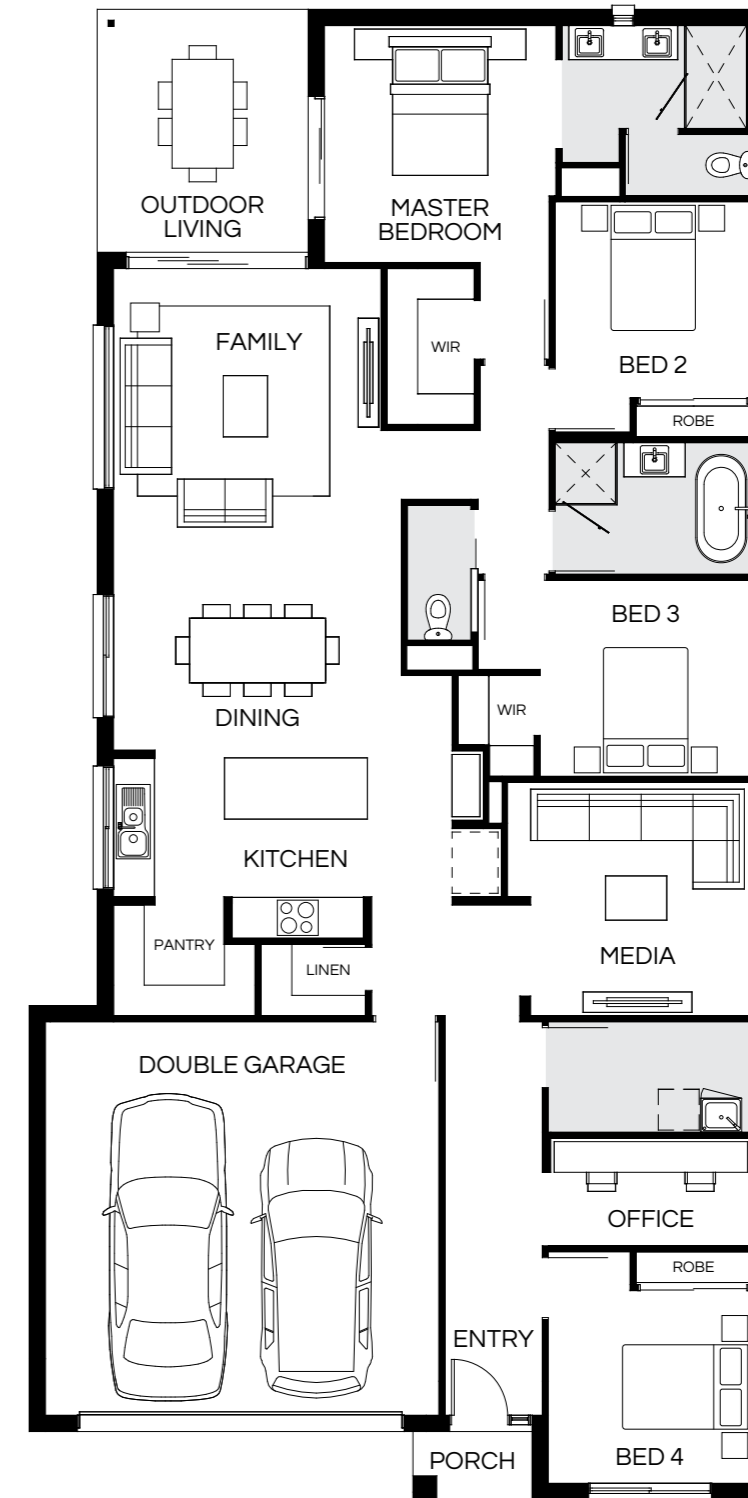


|            |             |        |             |         |             |                  |                                |
|------------|-------------|--------|-------------|---------|-------------|------------------|--------------------------------|
| Master Bed | 3500 x 3420 | Dining | 2800 x 4250 | Outdoor | 3570 x 3100 | House Length     | 20.64m                         |
| Bed 2      | 2900 x 2900 | Family | 3750 x 3950 |         |             | House Width      | 10.85m                         |
| Bed 3      | 3300 x 3020 | Media  | 3765 x 3195 |         |             | House Area       | 204.93m <sup>2</sup> (22.06sq) |
| Bed 4      | 2920 x 3000 |        |             |         |             | <b>Lot width</b> | <b>12m+</b>                    |

Floorplan and lot width based on Designer facade. Floorplan is indicative only, conceptual in nature and subject to change without notice. Floorplan may depict features and/or other products which are not included in the house design, not included in the house price and/or not available from Coral Homes. All measurements are in millimetres unless otherwise stated. Floorplan measurements are approximate and are not to scale. Lot width is a guide only and may change due to developer covenants and Local Authority guidelines. For more information speak to your Coral Homes New Home Consultant. © Coral Homes Pty Ltd.

# Hamilton 217Q

4 | 2 | 2 | 2

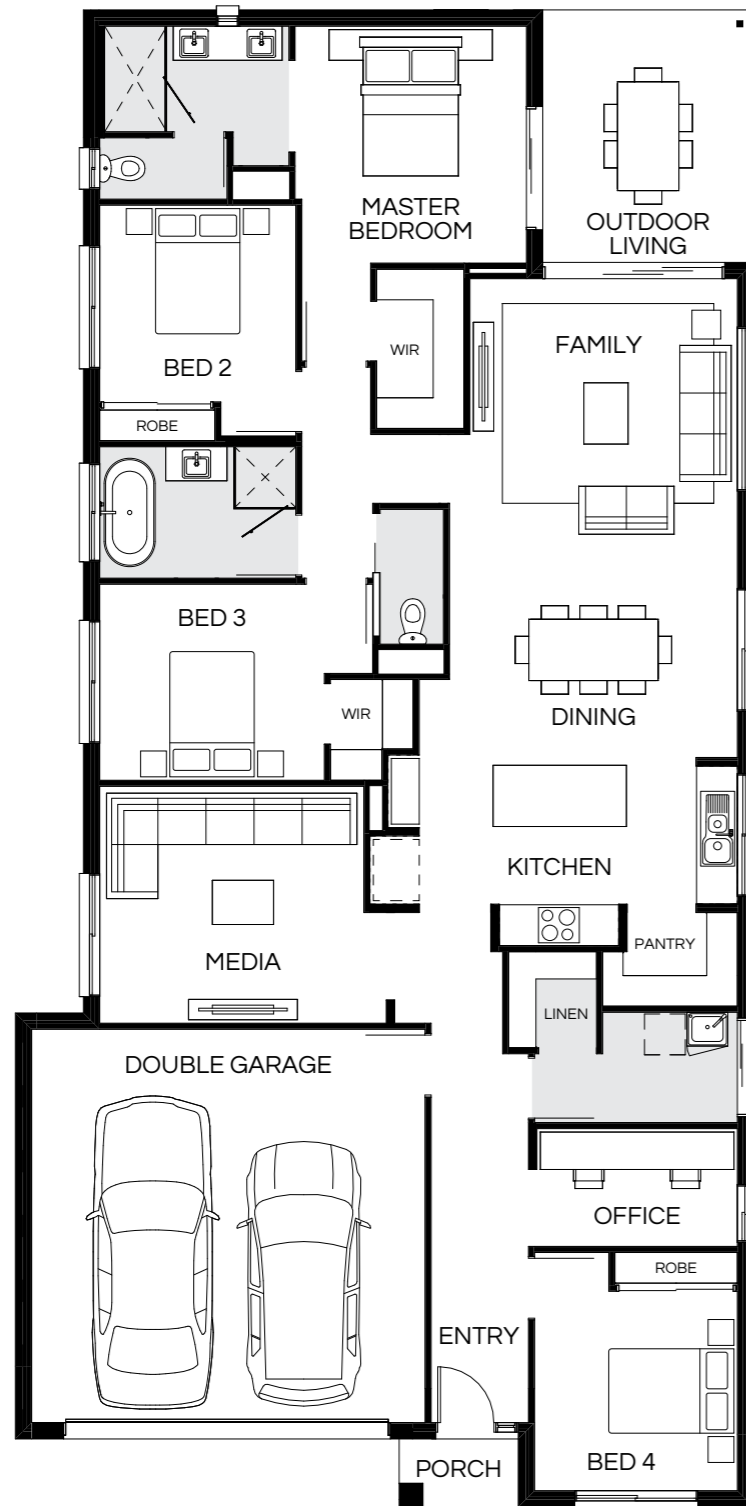


|            |             |        |             |         |             |                  |                                |
|------------|-------------|--------|-------------|---------|-------------|------------------|--------------------------------|
| Master Bed | 3500 x 3420 | Dining | 3000 x 4250 | Outdoor | 3570 x 3100 | House Length     | 21.90m                         |
| Bed 2      | 2900 x 2900 | Family | 4200 x 3950 |         |             | House Width      | 10.85m                         |
| Bed 3      | 2900 x 3120 | Media  | 3450 x 3600 |         |             | House Area       | 217.34m <sup>2</sup> (23.40sq) |
| Bed 4      | 2850 x 3000 | Office | 1600 x 2965 |         |             | <b>Lot width</b> | <b>12m+</b>                    |

Floorplan and lot width based on Designer facade. Floorplan is indicative only, conceptual in nature and subject to change without notice. Floorplan may depict features and/or other products which are not included in the house design, not included in the house price and/or not available from Coral Homes. All measurements are in millimetres unless otherwise stated. Floorplan measurements are approximate and are not to scale. Lot width is a guide only and may change due to developer covenants and Local Authority guidelines. For more information speak to your Coral Homes New Home Consultant. © Coral Homes Pty Ltd.

# Hamilton 218Q

4 | 2 | 2 | 2



|            |             |        |             |         |             |                  |                                |
|------------|-------------|--------|-------------|---------|-------------|------------------|--------------------------------|
| Master Bed | 3500 x 3420 | Dining | 3000 x 4250 | Outdoor | 3710 x 3100 | House Length     | 22.00m                         |
| Bed 2      | 2910 x 2900 | Family | 4160 x 3950 |         |             | House Width      | 10.85m                         |
| Bed 3      | 2900 x 3320 | Media  | 3500 x 3900 |         |             | House Area       | 218.32m <sup>2</sup> (23.50sq) |
| Bed 4      | 2950 x 3000 | Office | 1750 x 2965 |         |             | <b>Lot width</b> | <b>12m+</b>                    |

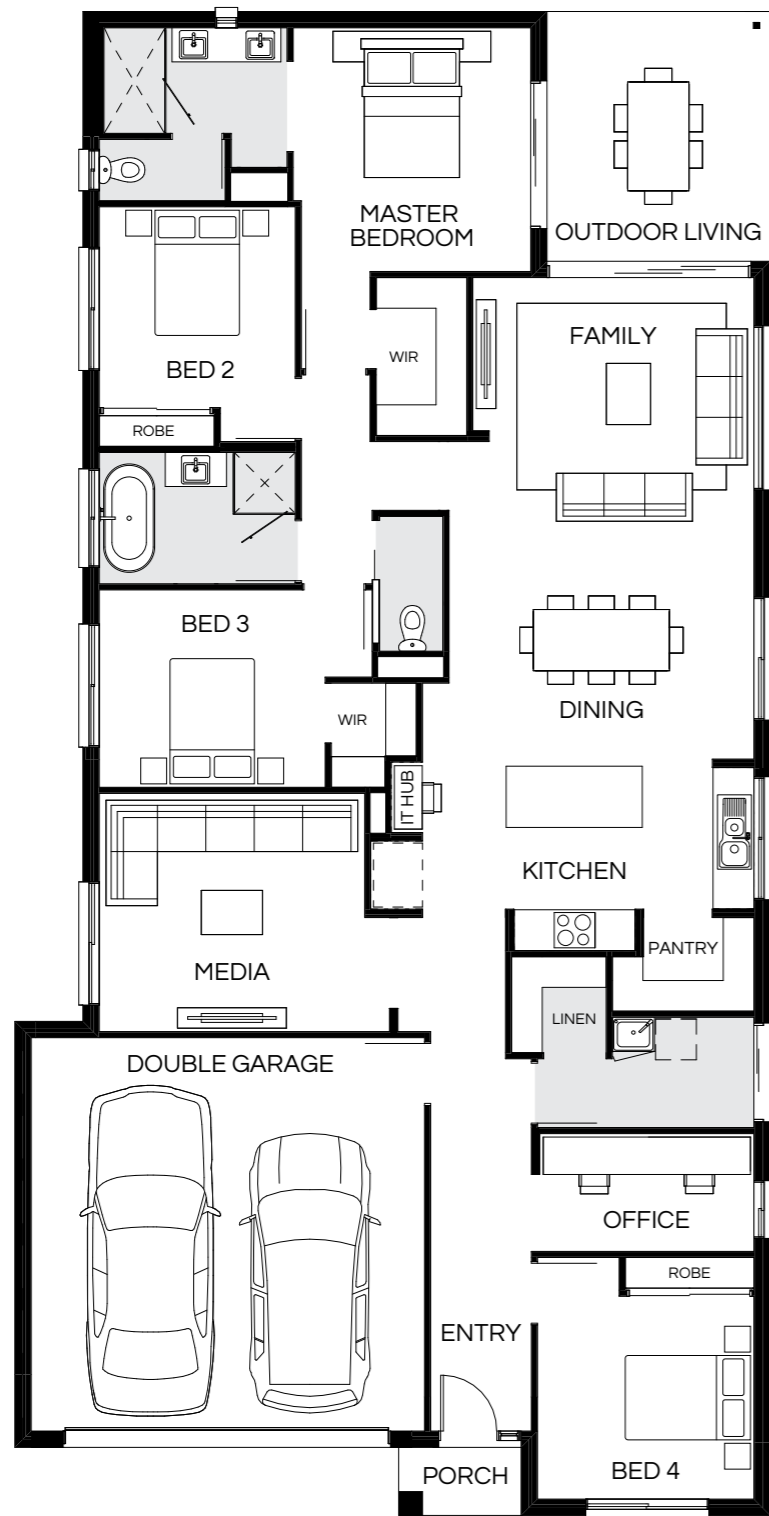
Floorplan and lot width based on Designer facade. Floorplan is indicative only, conceptual in nature and subject to change without notice. Floorplan may depict features and/or other products which are not included in the house design, not included in the house price and/or not available from Coral Homes. All measurements are in millimetres unless otherwise stated. Floorplan measurements are approximate and are not to scale. Lot width is a guide only and may change due to developer covenants and Local Authority guidelines. For more information speak to your Coral Homes New Home Consultant. © Coral Homes Pty Ltd.



Photography from Hamilton at Flagstone depicts non-standard items including upgraded timber flooring, feature window, external patio, sliding doors, raked and square set ceiling, ceiling height, upgraded carpet, feature lighting, window furnishings, outdoor fan and other items which Coral Homes may not offer or are subject to additional charge. Items such as homewares, furniture, outdoor tiling, pergola, landscaping and fencing are not supplied by Coral Homes. Speak with your New Home Consultant for more details.

# Hamilton 224Q

4 | 2 | 2 | 2

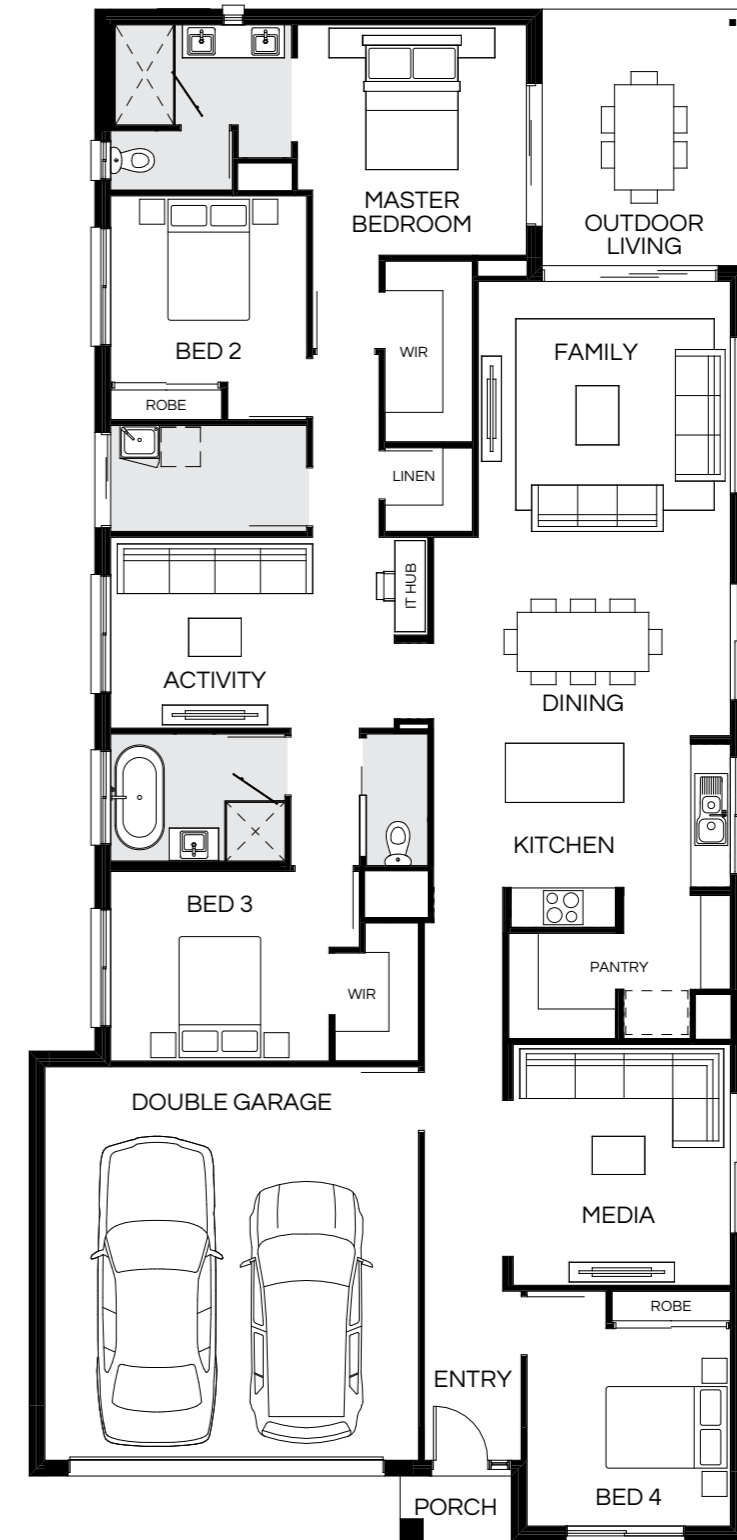


|            |             |        |             |         |             |                  |                                |
|------------|-------------|--------|-------------|---------|-------------|------------------|--------------------------------|
| Master Bed | 3600 x 3510 | Dining | 3000 x 4500 | Outdoor | 3670 x 3280 | House Length     | 22.10m                         |
| Bed 2      | 2970 x 2900 | Family | 4095 x 4150 |         |             | House Width      | 11.10m                         |
| Bed 3      | 2920 x 3340 | Media  | 3520 x 3920 |         |             | House Area       | 224.83m <sup>2</sup> (24.20sq) |
| Bed 4      | 3000 x 3200 | Office | 1750 x 3165 |         |             | <b>Lot width</b> | <b>12.5m<sup>+</sup></b>       |

Floorplan and lot width based on Designer facade. Floorplan is indicative only, conceptual in nature and subject to change without notice. Floorplan may depict features and/or other products which are not included in the house design, not included in the house price and/or not available from Coral Homes. All measurements are in millimetres unless otherwise stated. Floorplan measurements are approximate and are not to scale. Lot width is a guide only and may change due to developer covenants and Local Authority guidelines. For more information speak to your Coral Homes New Home Consultant. © Coral Homes Pty Ltd.

# Hamilton 232Q

4 | 3 | 2 | 2

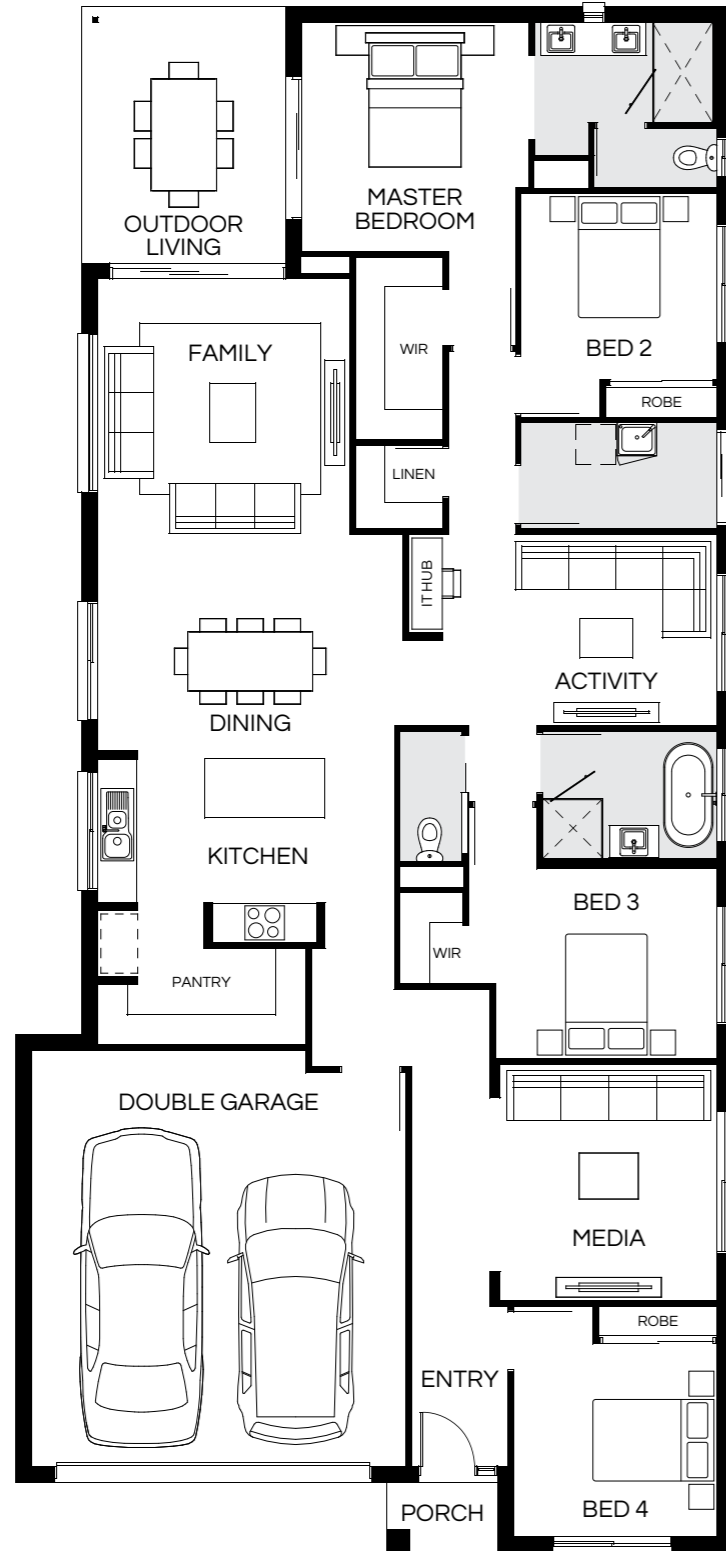


|            |             |          |             |         |             |                  |                                |
|------------|-------------|----------|-------------|---------|-------------|------------------|--------------------------------|
| Master Bed | 3520 x 3500 | Activity | 2920 x 4200 | Outdoor | 3900 x 3100 | House Length     | 23.30m                         |
| Bed 2      | 2850 x 3000 | Dining   | 3000 x 4660 |         |             | House Width      | 10.90m                         |
| Bed 3      | 2900 x 3340 | Family   | 4030 x 3850 |         |             | House Area       | 232.49m <sup>2</sup> (25.03sq) |
| Bed 4      | 3020 x 3110 | Media    | 3820 x 3320 |         |             | <b>Lot width</b> | <b>12m<sup>+</sup></b>         |

Floorplan and lot width based on Designer facade. Floorplan is indicative only, conceptual in nature and subject to change without notice. Floorplan may depict features and/or other products which are not included in the house design, not included in the house price and/or not available from Coral Homes. All measurements are in millimetres unless otherwise stated. Floorplan measurements are approximate and are not to scale. Lot width is a guide only and may change due to developer covenants and Local Authority guidelines. For more information speak to your Coral Homes New Home Consultant. © Coral Homes Pty Ltd.

# Hamilton 234Q

4 | 3 | 2 | 2

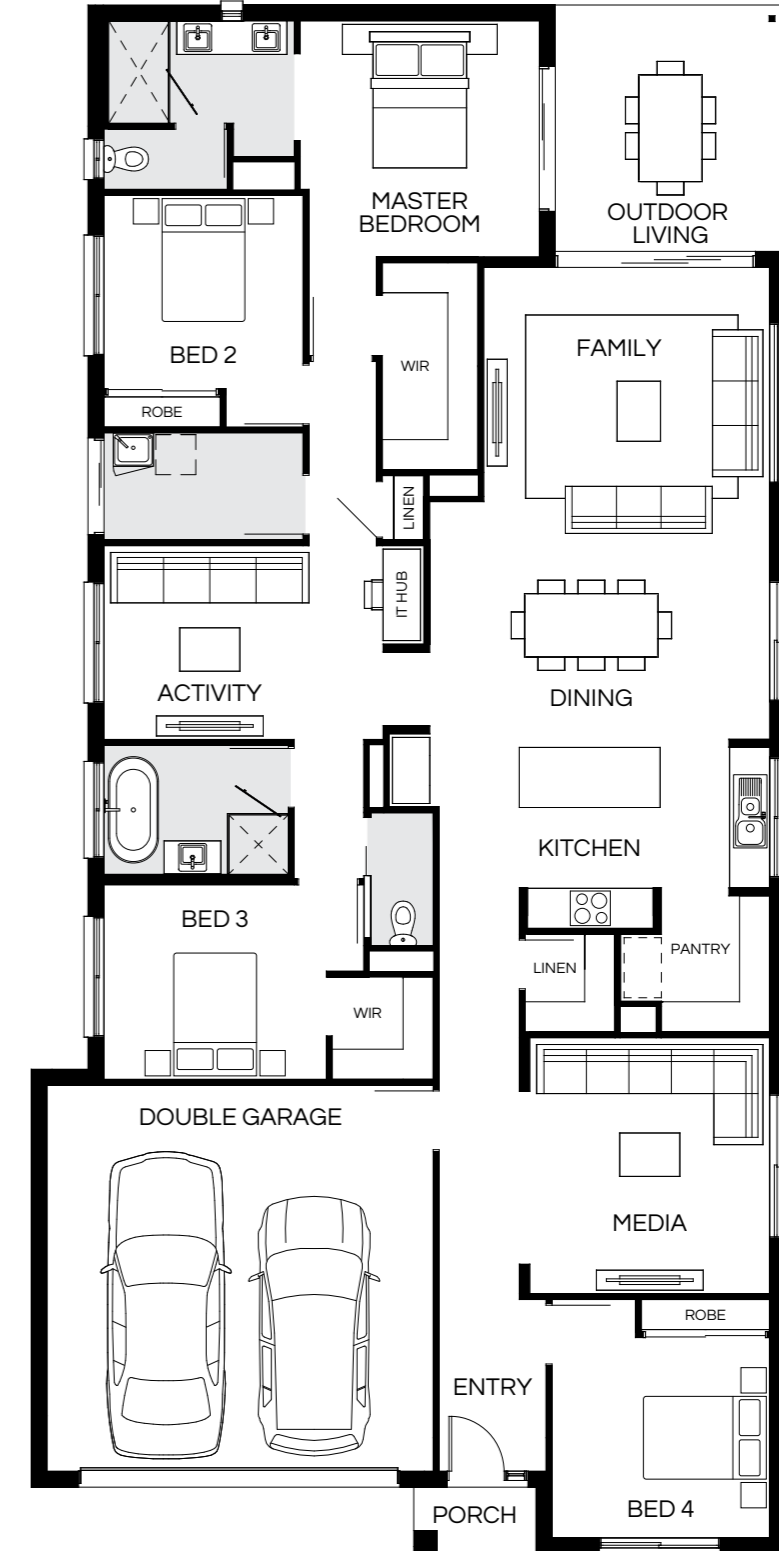


|            |             |          |             |         |             |                  |                                |
|------------|-------------|----------|-------------|---------|-------------|------------------|--------------------------------|
| Master Bed | 3500 x 3470 | Activity | 2920 x 4200 | Outdoor | 3900 x 3100 | House Length     | 23.50m                         |
| Bed 2      | 2850 x 3000 | Dining   | 3000 x 4660 |         |             | House Width      | 10.90m                         |
| Bed 3      | 2900 x 3390 | Family   | 4300 x 3850 |         |             | House Area       | 234.48m <sup>2</sup> (25.24sq) |
| Bed 4      | 2950 x 3110 | Media    | 3610 x 3320 |         |             | <b>Lot width</b> | <b>12m+</b>                    |

Floorplan and lot width based on Designer facade. Floorplan is indicative only, conceptual in nature and subject to change without notice. Floorplan may depict features and/or other products which are not included in the house design, not included in the house price and/or not available from Coral Homes. All measurements are in millimetres unless otherwise stated. Floorplan measurements are approximate and are not to scale. Lot width is a guide only and may change due to developer covenants and Local Authority guidelines. For more information speak to your Coral Homes New Home Consultant. © Coral Homes Pty Ltd.

# Hamilton 242Q

4 | 3 | 2 | 2



|            |             |          |             |         |             |                  |                                |
|------------|-------------|----------|-------------|---------|-------------|------------------|--------------------------------|
| Master Bed | 3550 x 3600 | Activity | 2920 x 4200 | Outdoor | 3690 x 3450 | House Length     | 23.20m                         |
| Bed 2      | 2920 x 3000 | Dining   | 2900 x 5110 |         |             | House Width      | 11.30m                         |
| Bed 3      | 2930 x 3350 | Family   | 4300 x 4300 |         |             | House Area       | 242.88m <sup>2</sup> (26.14sq) |
| Bed 4      | 3020 x 3280 | Media    | 3850 x 3610 |         |             | <b>Lot width</b> | <b>12.5m+</b>                  |

Floorplan and lot width based on Designer facade. Floorplan is indicative only, conceptual in nature and subject to change without notice. Floorplan may depict features and/or other products which are not included in the house design, not included in the house price and/or not available from Coral Homes. All measurements are in millimetres unless otherwise stated. Floorplan measurements are approximate and are not to scale. Lot width is a guide only and may change due to developer covenants and Local Authority guidelines. For more information speak to your Coral Homes New Home Consultant. © Coral Homes Pty Ltd.

# Hamilton Facades

12m+ Lot Width



Scan  
to view  
full facade  
range

Coastal Display Facade



Display facade depicts upgraded features that may not be available in all home designs. Speak with your New Home Consultant for full details on standard inclusions and available facade options.

Pavilion



East Hamptons



Southampton



Hamptons



Designer



Display facade images depict upgraded entry doors, two external paint colours, feature lighting and other items which Coral Homes may not offer or may be subject to additional charge. All facade images are intended as a guide only and may depict non-standard items such as feature stone, feature brickwork, timber-look panelling, render finish, upgraded garage door colour, two or more paint colours, upgraded entry door, upgraded windows, feature lighting and other items which Coral Homes may not offer or may be subject to additional charge. Facades are indicative only, conceptual in nature and are subject to design changes without notice. Reduced eaves may be utilized subject to lot width requirements. External works such as driveways, landscaping and fencing are not supplied by Coral Homes. For accurate and current information, including house-specific facade drawings, please speak with your Coral Homes New Home Consultant.

All facade images are intended as a guide only and may depict non-standard items such as feature stone, feature brickwork, timber-look panelling, render finish, upgraded garage door colour, two or more paint colours, upgraded entry door, upgraded windows, feature lighting and other items which Coral Homes may not offer or may be subject to additional charge. Facades are indicative only, conceptual in nature and are subject to design changes without notice. Reduced eaves may be utilized subject to lot width requirements. External works such as driveways, landscaping and fencing are not supplied by Coral Homes. For accurate and current information, including house-specific facade drawings, please speak with your Coral Homes New Home Consultant.

# Lagos Series

These four-bedroom homes are created for families that enjoy both open-plan living and private spaces to retreat. The kids' activity room and bedrooms are located in one section of the home, while the master sits on the opposite side. Enjoy little luxuries such as a walk-in pantry, multiple linen cupboards, a walk-in master robe and double vanity in the ensuite.



Scan to view series

Lagos – Kinma Valley, Morayfield



Photography from Lagos at Kinma Valley, Morayfield depicts non-standard items including upgraded timber flooring, upgraded island cabinetry profiles and handles, upgraded splashback tiling, 900mm appliances, feature lighting, ceiling height and other items which Coral Homes may not offer or are subject to additional charge. Items such as homewares and furniture are not supplied by Coral Homes. Speak with your New Home Consultant for more details.

Lagos (East Hamptons Display Facade) – Kinma Valley, Morayfield

On display



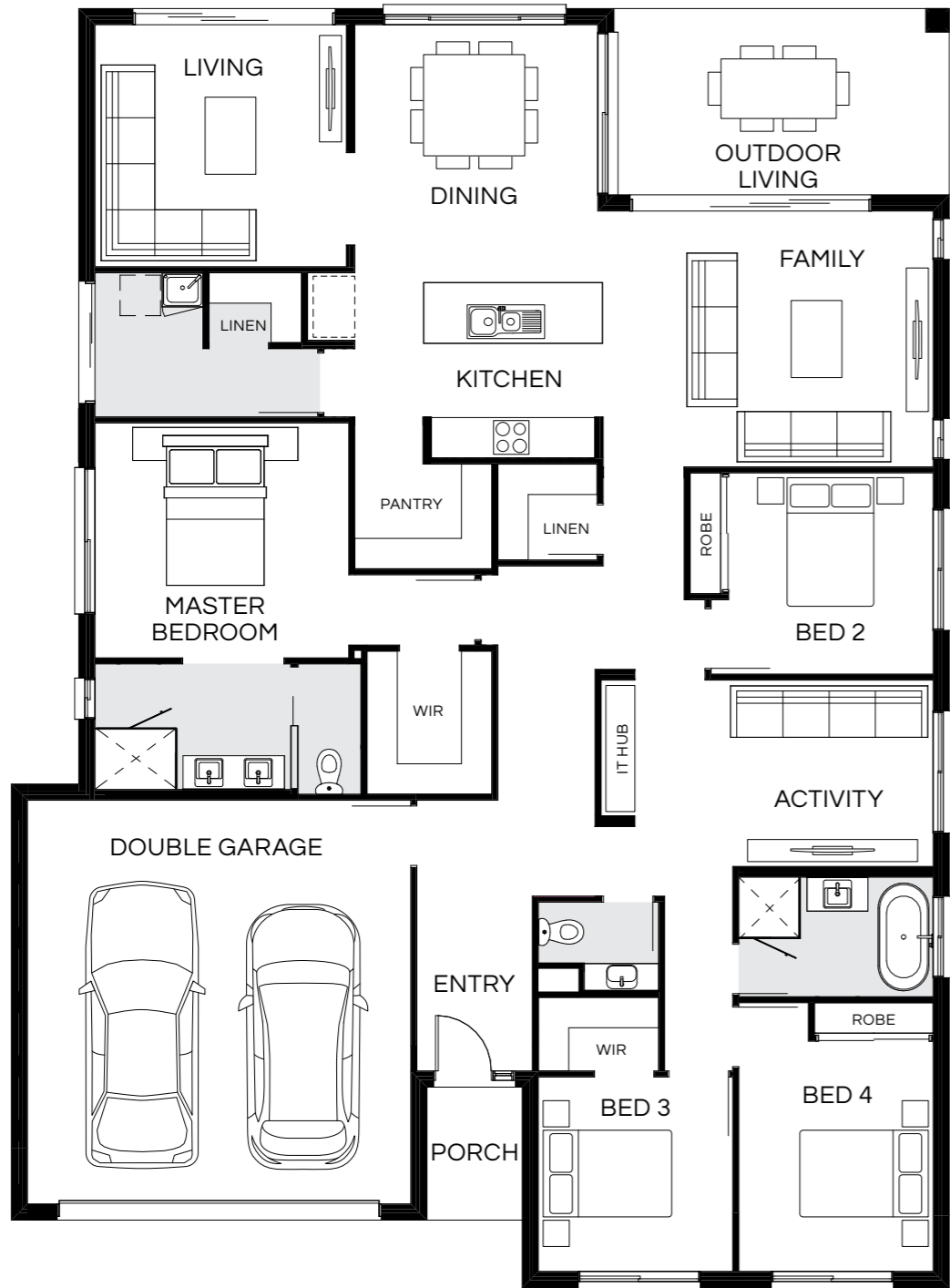
Lagos – Kinma Valley, Morayfield



Photography from Lagos at Kinma Valley, Morayfield depicts non-standard facade and items including upgraded entry door, two external paint colours, feature lighting, upgraded timber flooring, upgraded island cabinetry profiles and handles, dishwasher, built-in microwave, feature lighting, cornerless stacker doors and handles, extended outdoor living areas, fan, ceiling height and other items which Coral Homes may not offer or are subject to additional charge. Items such as homewares, furniture, timber decking, driveways, outdoor tiling, landscaping and fencing are not supplied by Coral Homes. Speak with your New Home Consultant for more details.

# Lagos 244Q

4 3 2.5 2

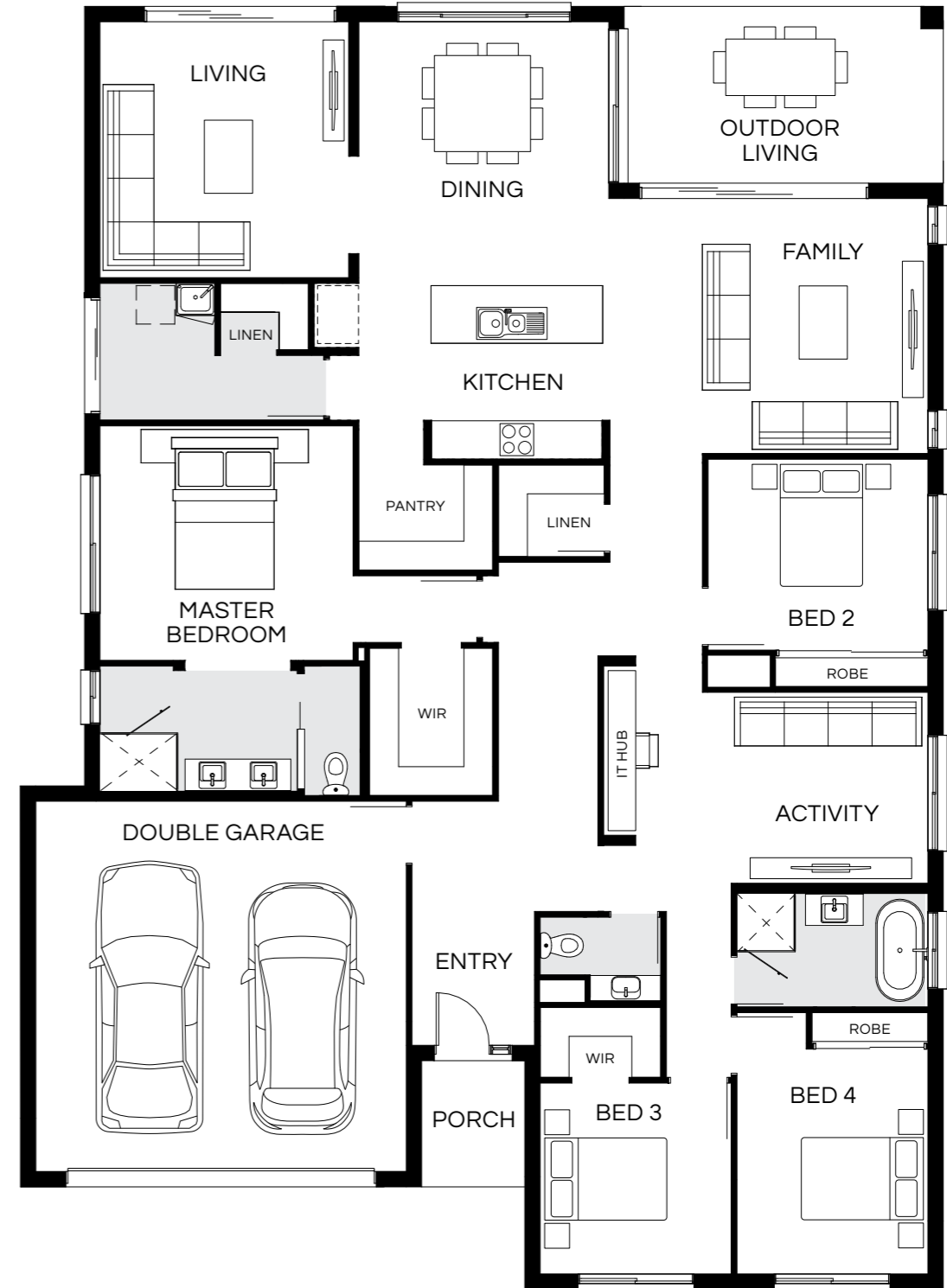


|            |             |          |             |         |             |                  |                                |
|------------|-------------|----------|-------------|---------|-------------|------------------|--------------------------------|
| Master Bed | 3500 x 3780 | Activity | 2780 x 4430 | Outdoor | 2760 x 4970 | House Length     | 18.95m                         |
| Bed 2      | 3000 x 3050 | Dining   | 3830 x 3620 |         |             | House Width      | 13.90m                         |
| Bed 3      | 2900 x 2900 | Family   | 3810 x 4910 |         |             | House Area       | 244.35m <sup>2</sup> (26.30sq) |
| Bed 4      | 3430 x 2900 | Living   | 3605 x 3745 |         |             | <b>Lot width</b> | <b>15m+</b>                    |

Floorplan and lot width based on Designer facade. Floorplan is indicative only, conceptual in nature and subject to change without notice. Floorplan may depict features and/or other products which are not included in the house design, not included in the house price and/or not available from Coral Homes. All measurements are in millimetres unless otherwise stated. Floorplan measurements are approximate and are not to scale. Lot width is a guide only and may change due to developer covenants and Local Authority guidelines. For more information speak to your Coral Homes New Home Consultant. © Coral Homes Pty Ltd.

# Lagos 263Q

4 3 2.5 2

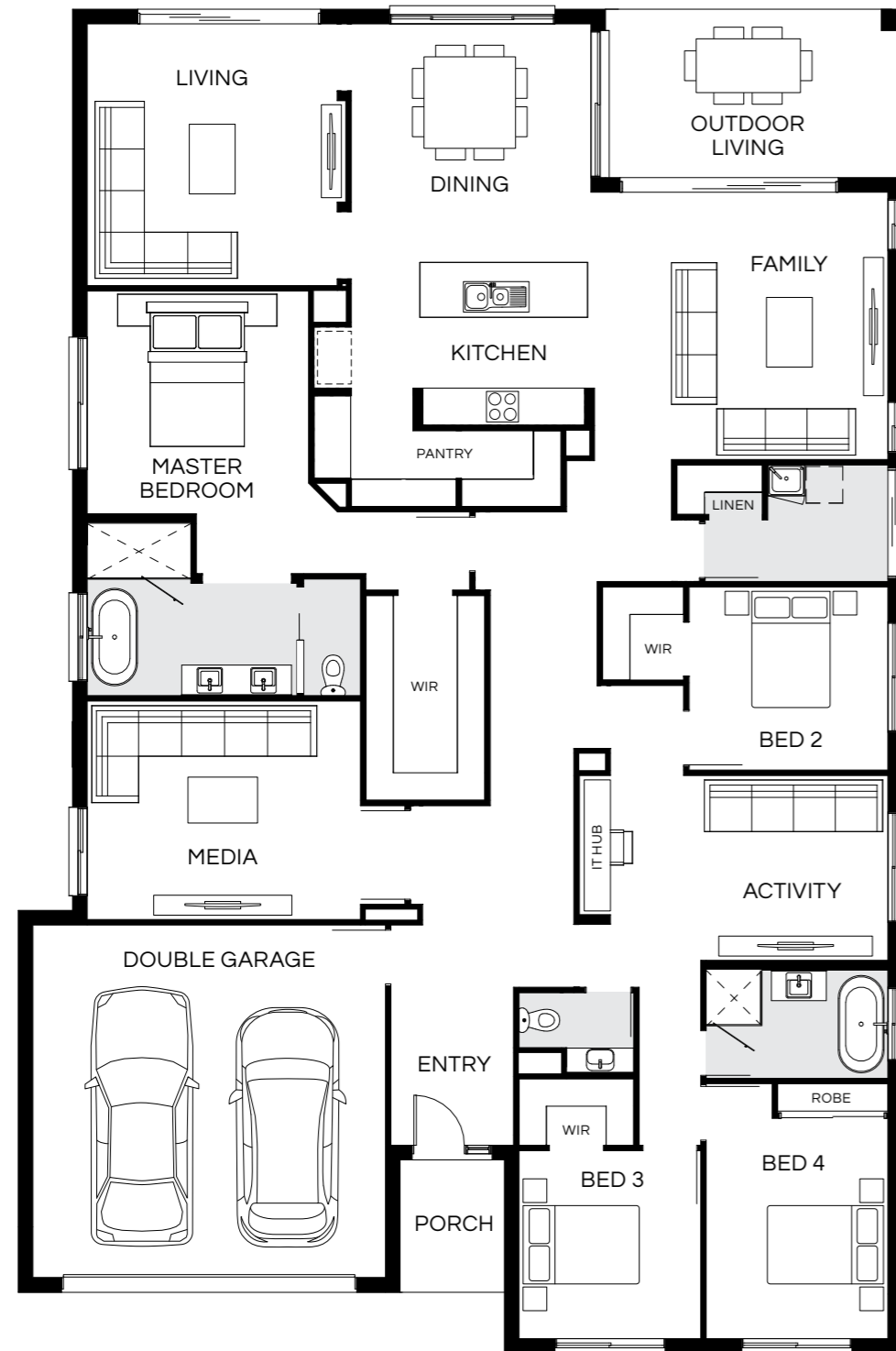


|            |             |          |             |         |             |                  |                                |
|------------|-------------|----------|-------------|---------|-------------|------------------|--------------------------------|
| Master Bed | 3680 x 3970 | Activity | 3000 x 4570 | Outdoor | 2760 x 4980 | House Length     | 20.03m                         |
| Bed 2      | 3000 x 3450 | Dining   | 4130 x 3920 |         |             | House Width      | 14.40m                         |
| Bed 3      | 3000 x 3000 | Family   | 4000 x 4980 |         |             | House Area       | 263.66m <sup>2</sup> (28.38sq) |
| Bed 4      | 3530 x 3000 | Living   | 4015 x 3900 |         |             | <b>Lot width</b> | <b>15.5m+</b>                  |

Floorplan and lot width based on Designer facade. Floorplan is indicative only, conceptual in nature and subject to change without notice. Floorplan may depict features and/or other products which are not included in the house design, not included in the house price and/or not available from Coral Homes. All measurements are in millimetres unless otherwise stated. Floorplan measurements are approximate and are not to scale. Lot width is a guide only and may change due to developer covenants and Local Authority guidelines. For more information speak to your Coral Homes New Home Consultant. © Coral Homes Pty Ltd.

# Lagos 298Q

4 4 2.5 2



|            |             |          |             |         |             |                  |                                |
|------------|-------------|----------|-------------|---------|-------------|------------------|--------------------------------|
| Master Bed | 3670 x 3650 | Activity | 3050 x 4570 | Media   | 3600 x 4500 | House Length     | 22.03m                         |
| Bed 2      | 3020 x 3280 | Dining   | 3920 x 3950 | Outdoor | 2760 x 4870 | House Width      | 14.50m                         |
| Bed 3      | 3100 x 3000 | Family   | 4400 x 4830 |         |             | House Area       | 298.31m <sup>2</sup> (32.11sq) |
| Bed 4      | 3630 x 3000 | Living   | 4310 x 4120 |         |             | <b>Lot width</b> | <b>16m+</b>                    |

Floorplan and lot width based on Designer facade. Floorplan is indicative only, conceptual in nature and subject to change without notice. Floorplan may depict features and/or other products which are not included in the house design, not included in the house price and/or not available from Coral Homes. All measurements are in millimetres unless otherwise stated. Floorplan measurements are approximate and are not to scale. Lot width is a guide only and may change due to developer covenants and Local Authority guidelines. For more information speak to your Coral Homes New Home Consultant. © Coral Homes Pty Ltd.

# Lagos 311Q

4 4 2.5 2



|            |             |          |             |         |             |                  |                                |
|------------|-------------|----------|-------------|---------|-------------|------------------|--------------------------------|
| Master Bed | 3910 x 3700 | Activity | 3200 x 4510 | Media   | 3850 x 4630 | House Length     | 22.80m                         |
| Bed 2      | 3150 x 3280 | Dining   | 4290 x 4050 | Outdoor | 2760 x 4870 | House Width      | 14.70m                         |
| Bed 3      | 3150 x 3000 | Family   | 4800 x 4955 |         |             | House Area       | 311.65m <sup>2</sup> (33.55sq) |
| Bed 4      | 3680 x 3000 | Living   | 4520 x 4170 |         |             | <b>Lot width</b> | <b>16m+</b>                    |

Floorplan and lot width based on Designer facade. Floorplan is indicative only, conceptual in nature and subject to change without notice. Floorplan may depict features and/or other products which are not included in the house design, not included in the house price and/or not available from Coral Homes. All measurements are in millimetres unless otherwise stated. Floorplan measurements are approximate and are not to scale. Lot width is a guide only and may change due to developer covenants and Local Authority guidelines. For more information speak to your Coral Homes New Home Consultant. © Coral Homes Pty Ltd.

# Lagos Facades

15m+ Lot Width



Scan  
to view  
full facade  
range

Coastal Display Facade



Display facade depicts upgraded features that may not be available in all home designs. Speak with your New Home Consultant for full details on standard inclusions and available facade options.

Lodge



Hamptons



St Kilda



Shoreline



Designer



Display facade images depict upgraded entry doors, feature lighting and other items which Coral Homes may not offer or may be subject to additional charge. All facade images are intended as a guide only and may depict non-standard items such as feature stone, feature brickwork, timber-look paneling, render finish, upgraded garage door colour, two or more paint colours, upgraded entry door, upgraded windows, feature lighting and other items which Coral Homes may not offer or may be subject to additional charge. Facades are indicative only, conceptual in nature and are subject to design changes without notice. Reduced eaves may be utilized subject to lot width requirements. External works such as driveways, landscaping and fencing are not supplied by Coral Homes. For accurate and current information, including house-specific facade drawings, please speak with your Coral Homes New Home Consultant.

All facade images are intended as a guide only and may depict non-standard items such as feature stone, feature brickwork, timber-look paneling, render finish, upgraded garage door colour, two or more paint colours, upgraded entry door, upgraded windows, feature lighting and other items which Coral Homes may not offer or may be subject to additional charge. Facades are indicative only, conceptual in nature and are subject to design changes without notice. Reduced eaves may be utilized subject to lot width requirements. External works such as driveways, landscaping and fencing are not supplied by Coral Homes. For accurate and current information, including house-specific facade drawings, please speak with your Coral Homes New Home Consultant.

# Lisbon Series

The Lisbon Series welcomes you with a sense of spaciousness from the moment you step inside. The thoughtfully designed layout allows for an effortless flow between the living spaces, with the heart of the home opening seamlessly to a generous outdoor alfresco area, perfect for entertaining. The functional design maximises space with multiple living areas, and offers privacy by separating the master retreat from the kids' bedrooms and activity zone.



Scan to view series

Lisbon (Hamptons Display Facade) – Springfield Rise, Spring Mountain



On display

Award winner

Lisbon – Springfield Rise, Spring Mountain



Lisbon – Springfield Rise, Spring Mountain



Photography from Lisbon at Springfield Rise, Spring Mountain depicts non-standard items including upgraded timber flooring, upgraded 40mm Caesarstone® island benchtop, farmhouse sink, matte black sink mixer, upgraded splashback tiling, cabinetry handles, profiles and finishes, 900mm appliances, feature lighting, stacker doors, recessed door tracks, outdoor fan, raked and square set ceilings, ceiling height and other items which Coral Homes may not offer or are subject to additional charge. Items such as homewares, furniture, built-in outdoor seating, outdoor tiling, landscaping and fencing are not supplied by Coral Homes. Speak with your New Home Consultant for more details.

Photography from Lisbon at Springfield Rise, Spring Mountain depicts non-standard facade and items including feature render finish, cladding, upgraded entry doors, two external paint colours, porcelain tiling, feature windows and furnishings, feature lighting, upgraded timber flooring, upgraded 40mm Caesarstone® island benchtop with timber posts, farmhouse sink, matte black sink mixer, upgraded splashback tiling, cabinetry handles, profiles and finishes, 900mm appliances, upgraded carpet, feature lighting, stacker doors, recessed door tracks, outdoor fan, raked and square set ceilings, ceiling height and other items which Coral Homes may not offer or are subject to additional charge. Items such as homewares, furniture, wallpaper, built-in outdoor seating, outdoor tiling, driveway, landscaping and fencing are not supplied by Coral Homes. Speak with your New Home Consultant for more details.

# Lisbon 223Q

4 | 2 | 2 | 2



|            |             |        |             |         |             |                  |                                |
|------------|-------------|--------|-------------|---------|-------------|------------------|--------------------------------|
| Master Bed | 3560 x 4090 | Dining | 3305 x 3520 | Outdoor | 3550 x 5640 | House Length     | 19.66m                         |
| Bed 2      | 3000 x 3510 | Family | 4020 x 3660 |         |             | House Width      | 12.80m                         |
| Bed 3      | 3000 x 3190 | Media  | 3770 x 3520 |         |             | House Area       | 223.92m <sup>2</sup> (24.10sq) |
| Bed 4      | 3000 x 2900 |        |             |         |             | <b>Lot width</b> | <b>14m+</b>                    |

Floorplan and lot width based on Designer facade. Floorplan is indicative only, conceptual in nature and subject to change without notice. Floorplan may depict features and/or other products which are not included in the house design, not included in the house price and/or not available from Coral Homes. All measurements are in millimetres unless otherwise stated. Floorplan measurements are approximate and are not to scale. Lot width is a guide only and may change due to developer covenants and Local Authority guidelines. For more information speak to your Coral Homes New Home Consultant. © Coral Homes Pty Ltd.

# Lisbon 231Q

4 | 2 | 2 | 2



|            |             |        |             |         |             |                  |                                |
|------------|-------------|--------|-------------|---------|-------------|------------------|--------------------------------|
| Master Bed | 3720 x 4180 | Dining | 3280 x 3000 | Outdoor | 3650 x 4530 | House Length     | 18.90m                         |
| Bed 2      | 3020 x 2900 | Family | 3800 x 4220 |         |             | House Width      | 13.76m                         |
| Bed 3      | 3020 x 2900 | IT Hub | 2410 x 2900 |         |             | House Area       | 231.13m <sup>2</sup> (24.88sq) |
| Bed 4      | 3115 x 3420 | Media  | 3750 x 3730 |         |             | <b>Lot width</b> | <b>15m+</b>                    |

Floorplan and lot width based on Designer facade. Floorplan is indicative only, conceptual in nature and subject to change without notice. Floorplan may depict features and/or other products which are not included in the house design, not included in the house price and/or not available from Coral Homes. All measurements are in millimetres unless otherwise stated. Floorplan measurements are approximate and are not to scale. Lot width is a guide only and may change due to developer covenants and Local Authority guidelines. For more information speak to your Coral Homes New Home Consultant. © Coral Homes Pty Ltd.

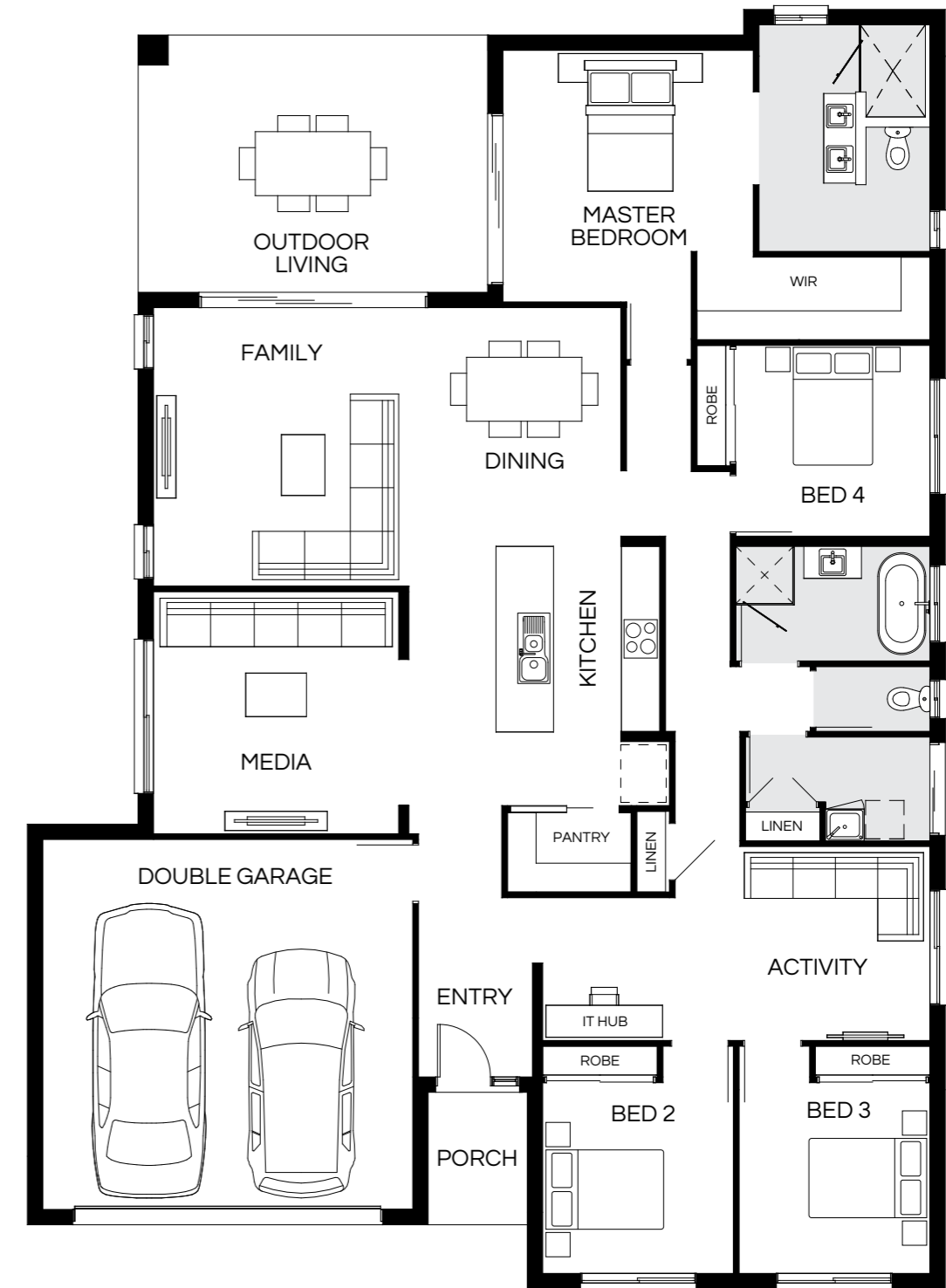
Lisbon – Shoreline Estate, Redland Bay



# Lisbon 253Q

4 | 3 | 2 | 2

Lisbon – Shoreline Estate, Redland Bay



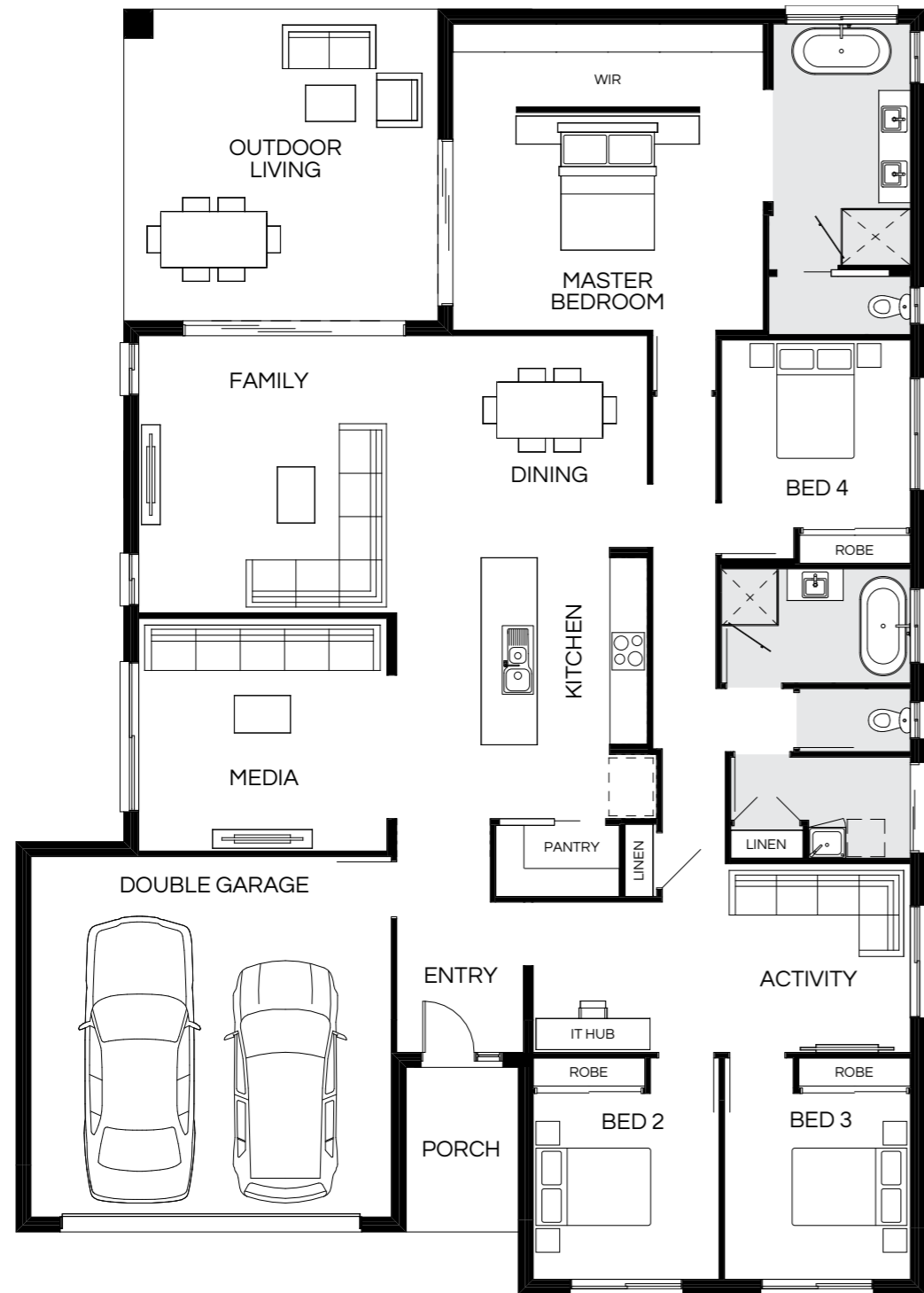
|            |             |          |             |         |             |                  |                                |
|------------|-------------|----------|-------------|---------|-------------|------------------|--------------------------------|
| Master Bed | 3950 x 3930 | Activity | 3050 x 4000 | Media   | 3800 x 3850 | House Length     | 19.99m                         |
| Bed 2      | 3000 x 3000 | Dining   | 3740 x 3000 | Outdoor | 4020 x 5460 | House Width      | 14.34m                         |
| Bed 3      | 3000 x 3000 | Family   | 4370 x 4320 |         |             | House Area       | 253.04m <sup>2</sup> (27.24sq) |
| Bed 4      | 3000 x 3050 | IT Hub   | 2250 x 2070 |         |             | <b>Lot width</b> | <b>16m+</b>                    |

Photography from Lisbon at Shoreline Estate, Redland Bay depicts non-standard items including upgraded timber flooring, upgraded 40mm Caesarstone® island benchtop, farmhouse sink, gold sink mixer, upgraded splashback tiling, cabinetry handles, profiles and finishes, 900mm appliances, upgraded family room window, feature lighting, upgraded carpet, built-in wardrobe cabinetry, upgraded stacker doors and handles, outdoor fan, porcelain tiling, window furnishings, raked and square set ceilings, ceiling height and other items which Coral Homes may not offer or are subject to additional charge. Items such as homewares, furniture, built-in outdoor seating, outdoor tiling, landscaping and fencing are not supplied by Coral Homes. Speak with your New Home Consultant for more details.

Floorplan and lot width based on Designer facade. Floorplan is indicative only, conceptual in nature and subject to change without notice. Floorplan may depict features and/or other products which are not included in the house design, not included in the house price and/or not available from Coral Homes. All measurements are in millimetres unless otherwise stated. Floorplan measurements are approximate and are not to scale. Lot width is a guide only and may change due to developer covenants and Local Authority guidelines. For more information speak to your Coral Homes New Home Consultant. © Coral Homes Pty Ltd.

# Lisbon 269Q

4 | 3 | 2 | 2

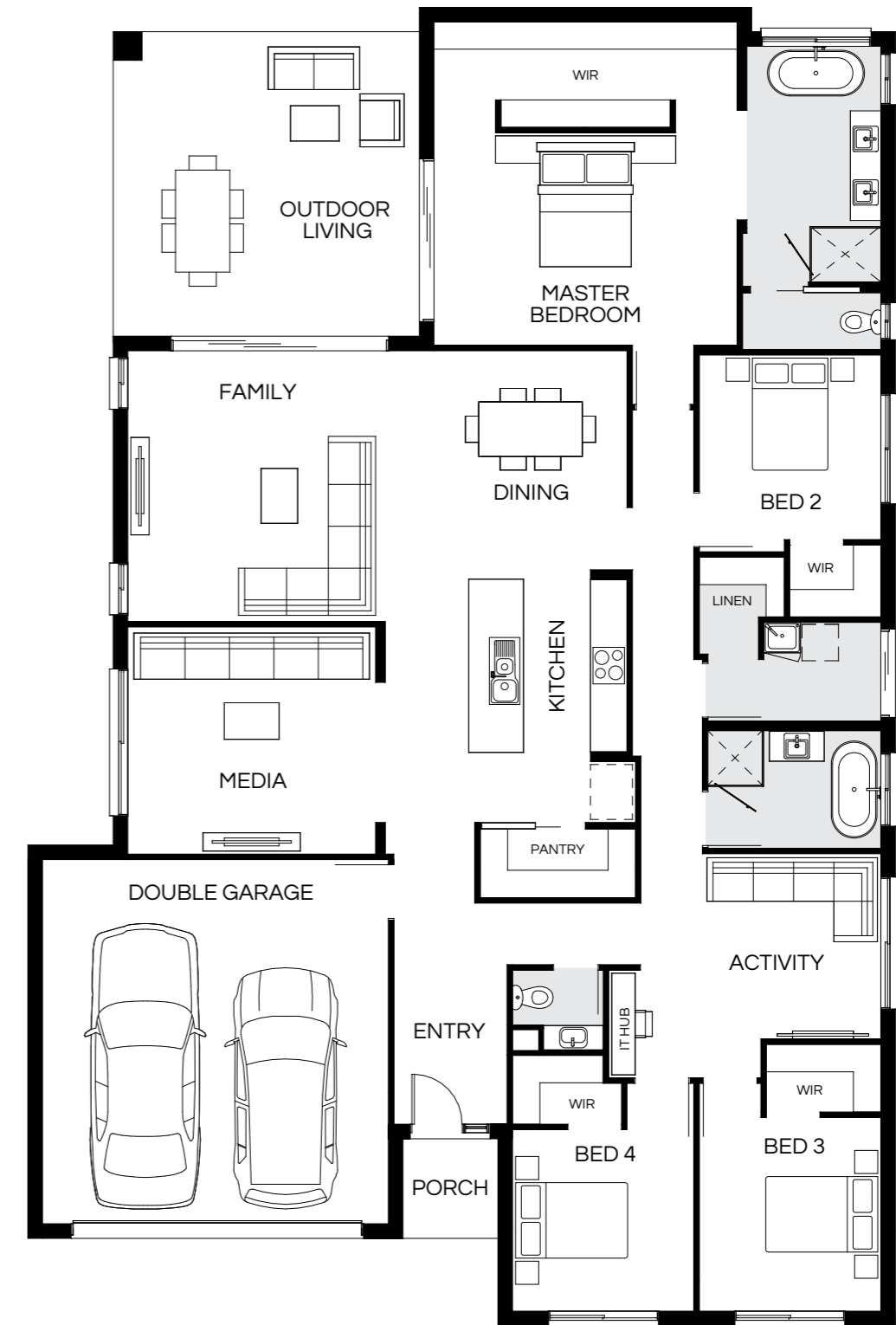


|            |             |          |             |         |             |                  |                                |
|------------|-------------|----------|-------------|---------|-------------|------------------|--------------------------------|
| Master Bed | 3510 x 5000 | Activity | 3045 x 4000 | Media   | 3750 x 4000 | House Length     | 20.615m                        |
| Bed 2      | 3000 x 3000 | Dining   | 3565 x 3350 | Outdoor | 5000 x 5040 | House Width      | 14.59m                         |
| Bed 3      | 3000 x 3000 | Family   | 4465 x 4830 |         |             | House Area       | 269.61m <sup>2</sup> (29.02sq) |
| Bed 4      | 3030 x 3050 | IT Hub   | 2430 x 2070 |         |             | <b>Lot width</b> | <b>16m+</b>                    |

Floorplan and lot width based on Designer facade. Floorplan is indicative only, conceptual in nature and subject to change without notice. Floorplan may depict features and/or other products which are not included in the house design, not included in the house price and/or not available from Coral Homes. All measurements are in millimetres unless otherwise stated. Floorplan measurements are approximate and are not to scale. Lot width is a guide only and may change due to developer covenants and Local Authority guidelines. For more information speak to your Coral Homes New Home Consultant. © Coral Homes Pty Ltd.

# Lisbon 275Q

4 | 3 | 2.5 | 2

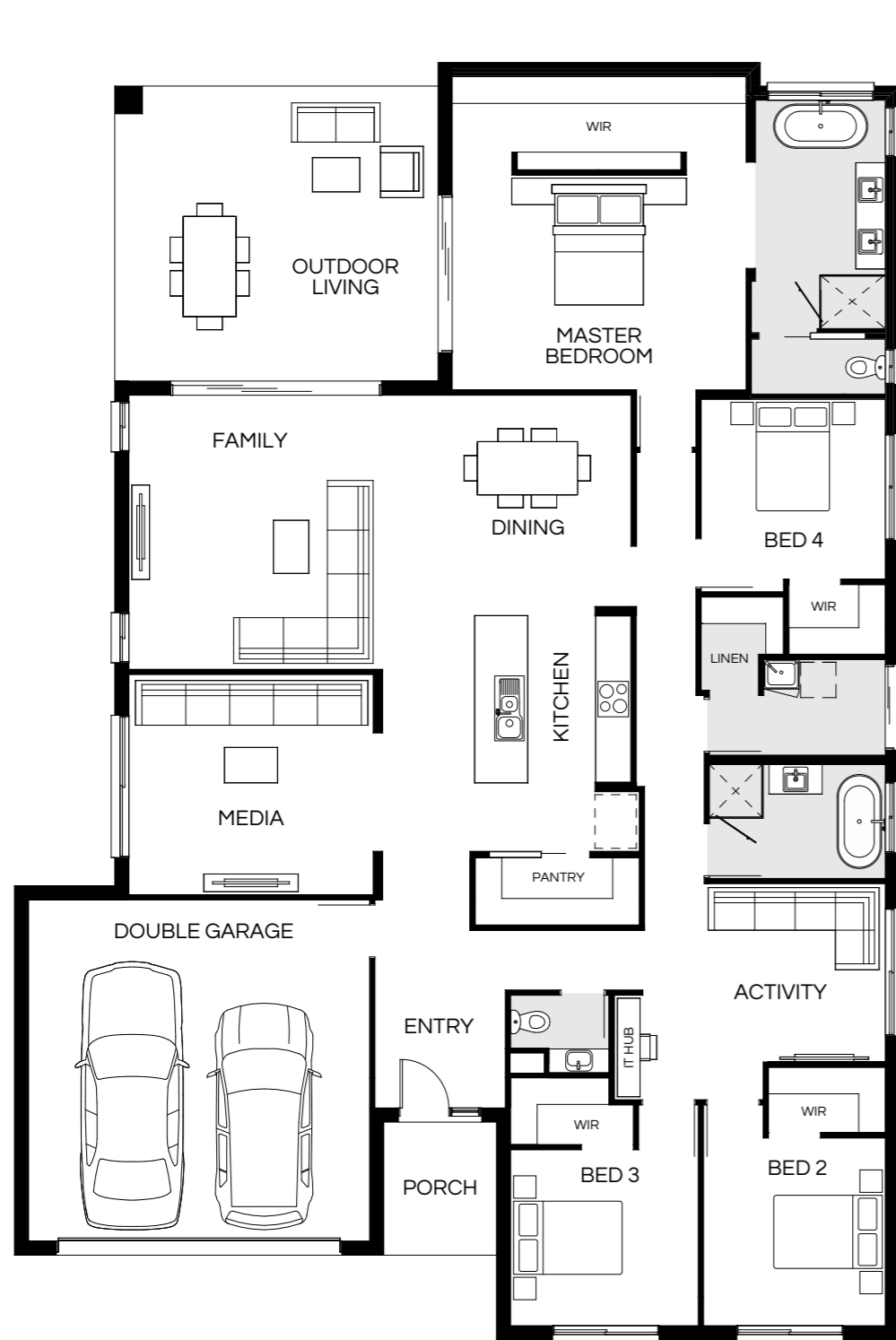


|            |             |          |             |         |             |                  |                                |
|------------|-------------|----------|-------------|---------|-------------|------------------|--------------------------------|
| Master Bed | 3510 x 5000 | Activity | 3060 x 3960 | Outdoor | 5000 x 5030 | House Length     | 21.65m                         |
| Bed 2      | 3050 x 3000 | Dining   | 3760 x 3280 |         |             | House Width      | 14.25m                         |
| Bed 3      | 3200 x 3000 | Family   | 4465 x 4940 |         |             | House Area       | 275.22m <sup>2</sup> (29.63sq) |
| Bed 4      | 3000 x 3000 | Media    | 3750 x 4090 |         |             | <b>Lot width</b> | <b>15.5m+</b>                  |

Floorplan and lot width based on Designer facade. Floorplan is indicative only, conceptual in nature and subject to change without notice. Floorplan may depict features and/or other products which are not included in the house design, not included in the house price and/or not available from Coral Homes. All measurements are in millimetres unless otherwise stated. Floorplan measurements are approximate and are not to scale. Lot width is a guide only and may change due to developer covenants and Local Authority guidelines. For more information speak to your Coral Homes New Home Consultant. © Coral Homes Pty Ltd.

# Lisbon 286Q

4 | 3 | 2.5 | 2

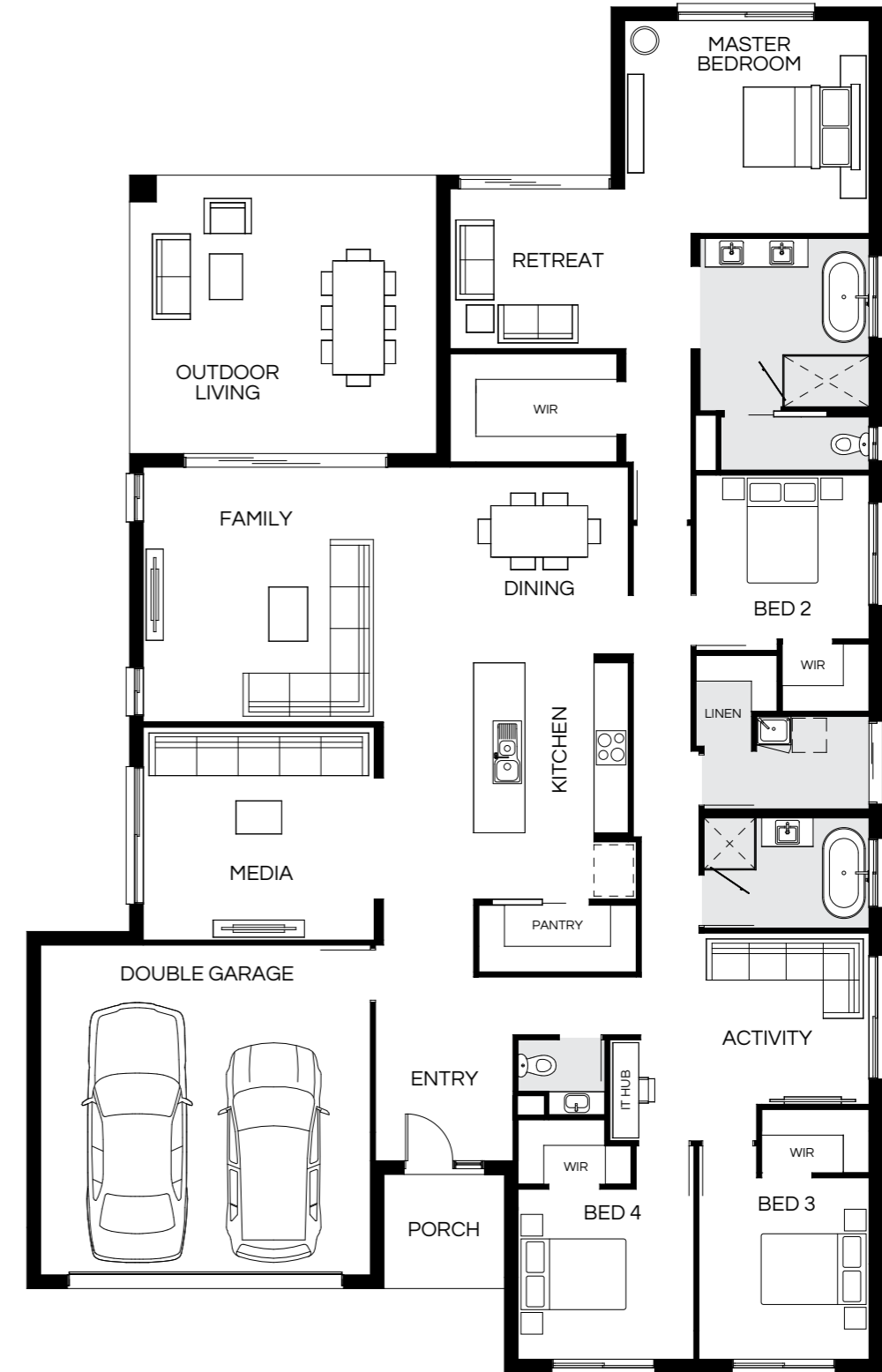


|            |             |          |             |         |             |                  |                                |
|------------|-------------|----------|-------------|---------|-------------|------------------|--------------------------------|
| Master Bed | 3660 x 5000 | Activity | 3040 x 4100 | Outdoor | 5000 x 5480 | House Length     | 21.65m                         |
| Bed 2      | 3200 x 3100 | Dining   | 3745 x 3630 |         |             | House Width      | 15.00m                         |
| Bed 3      | 3000 x 3200 | Family   | 4665 x 4900 |         |             | House Area       | 286.17m <sup>2</sup> (30.80sq) |
| Bed 4      | 3070 x 3140 | Media    | 3750 x 4160 |         |             | <b>Lot width</b> | <b>16.5m<sup>+</sup></b>       |

Floorplan and lot width based on Designer facade. Floorplan is indicative only, conceptual in nature and subject to change without notice. Floorplan may depict features and/or other products which are not included in the house design, not included in the house price and/or not available from Coral Homes. All measurements are in millimetres unless otherwise stated. Floorplan measurements are approximate and are not to scale. Lot width is a guide only and may change due to developer covenants and Local Authority guidelines. For more information speak to your Coral Homes New Home Consultant. © Coral Homes Pty Ltd.

# Lisbon 292Q

4 | 4 | 2.5 | 2



|            |             |          |             |         |             |                  |                                |
|------------|-------------|----------|-------------|---------|-------------|------------------|--------------------------------|
| Master Bed | 3750 x 4300 | Activity | 3020 x 4010 | Retreat | 2820 x 4240 | House Length     | 23.95m                         |
| Bed 2      | 2890 x 3050 | Dining   | 3440 x 3650 | Outdoor | 4880 x 5380 | House Width      | 15.00m                         |
| Bed 3      | 3200 x 3000 | Family   | 4490 x 4870 |         |             | House Area       | 292.78m <sup>2</sup> (31.52sq) |
| Bed 4      | 3000 x 3100 | Media    | 3750 x 4070 |         |             | <b>Lot width</b> | <b>16.5m<sup>+</sup></b>       |

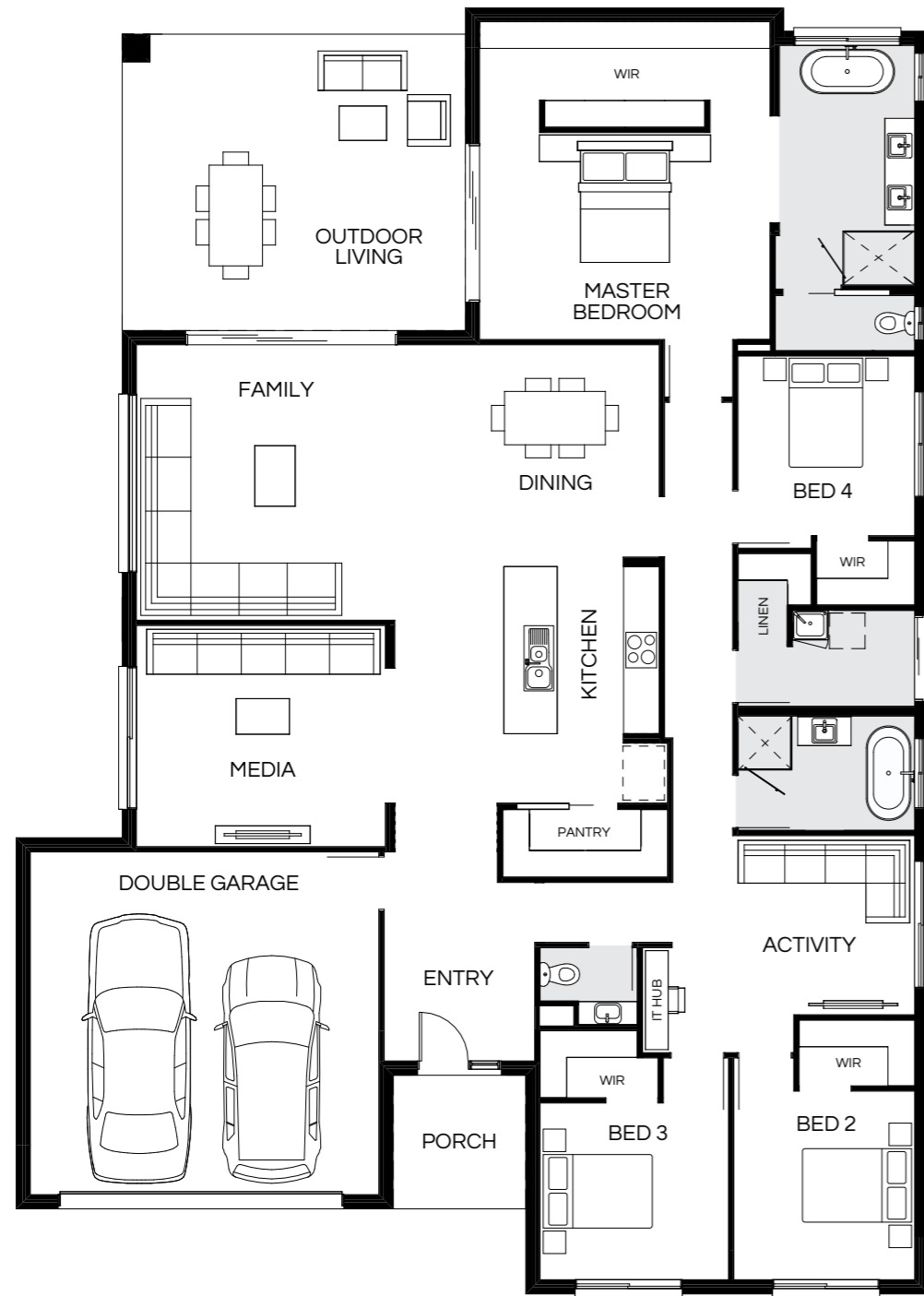
Floorplan and lot width based on Designer facade. Floorplan is indicative only, conceptual in nature and subject to change without notice. Floorplan may depict features and/or other products which are not included in the house design, not included in the house price and/or not available from Coral Homes. All measurements are in millimetres unless otherwise stated. Floorplan measurements are approximate and are not to scale. Lot width is a guide only and may change due to developer covenants and Local Authority guidelines. For more information speak to your Coral Homes New Home Consultant. © Coral Homes Pty Ltd.

On display

Award winner

# Lisbon 293Q

4 | 3 | 2.5 | 2

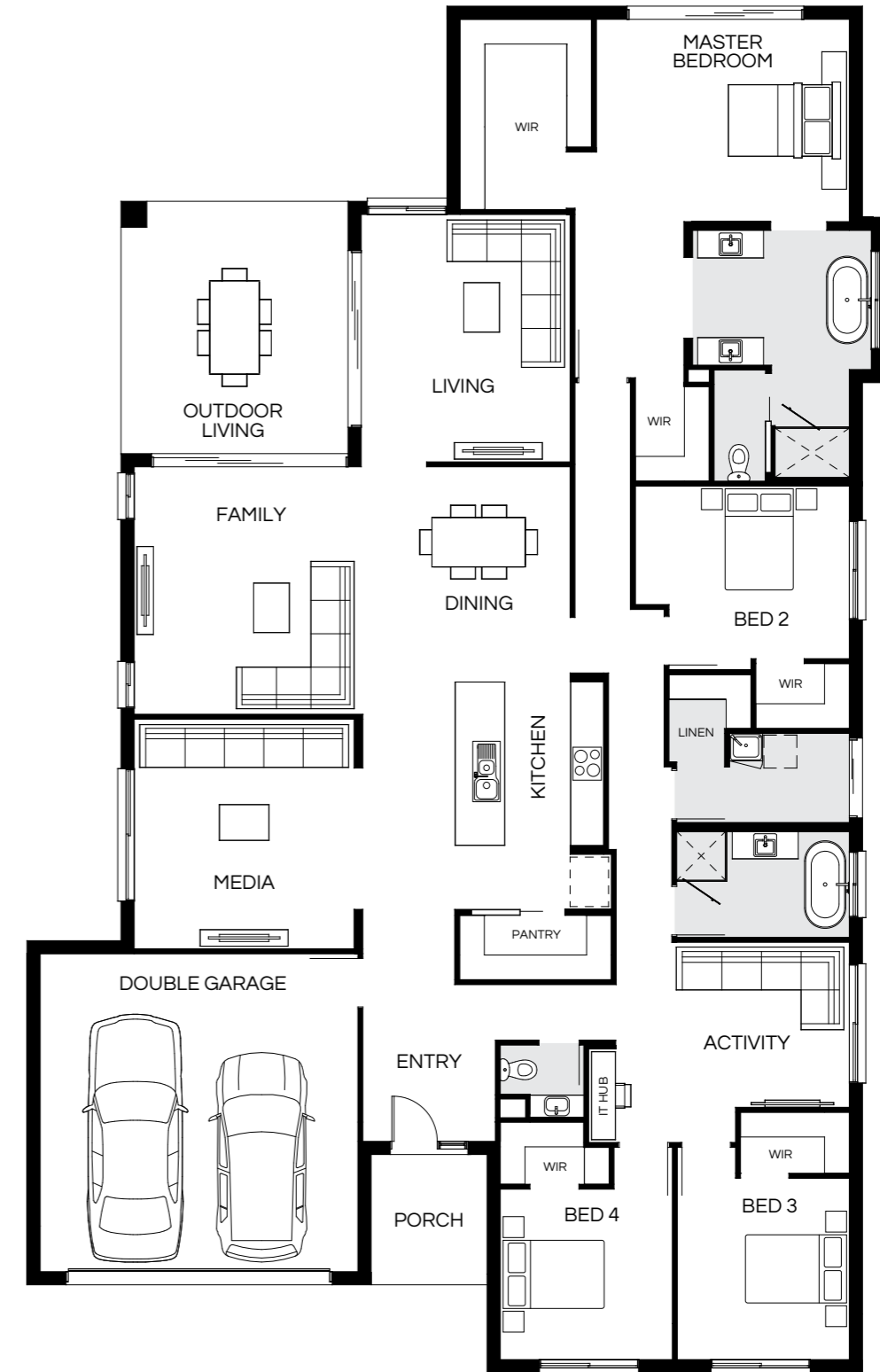


|            |             |          |             |         |             |                  |                                |
|------------|-------------|----------|-------------|---------|-------------|------------------|--------------------------------|
| Master Bed | 3510 x 4920 | Activity | 3040 x 4100 | Outdoor | 5050 x 5790 | House Length     | 21.70m                         |
| Bed 2      | 3200 x 3070 | Dining   | 3750 x 3940 |         |             | House Width      | 15.40m                         |
| Bed 3      | 3000 x 3200 | Family   | 4665 x 4900 |         |             | House Area       | 293.47m <sup>2</sup> (31.59sq) |
| Bed 4      | 3050 x 3000 | Media    | 3750 x 4220 |         |             | <b>Lot width</b> | <b>16.5m<sup>+</sup></b>       |

Floorplan and lot width based on Designer facade. Floorplan is indicative only, conceptual in nature and subject to change without notice. Floorplan may depict features and/or other products which are not included in the house design, not included in the house price and/or not available from Coral Homes. All measurements are in millimetres unless otherwise stated. Floorplan measurements are approximate and are not to scale. Lot width is a guide only and may change due to developer covenants and Local Authority guidelines. For more information speak to your Coral Homes New Home Consultant. © Coral Homes Pty Ltd.

# Lisbon 315Q

4 | 4 | 2.5 | 2



|            |             |          |             |         |             |                  |                                |
|------------|-------------|----------|-------------|---------|-------------|------------------|--------------------------------|
| Master Bed | 3700 x 4620 | Activity | 3020 x 4260 | Media   | 4200 x 4020 | House Length     | 24.86m                         |
| Bed 2      | 3160 x 3300 | Dining   | 3925 x 3790 | Outdoor | 4590 x 4130 | House Width      | 15.60m                         |
| Bed 3      | 3320 x 3150 | Family   | 4520 x 4160 |         |             | House Area       | 315.57m <sup>2</sup> (33.97sq) |
| Bed 4      | 3120 x 3150 | Living   | 4520 x 3820 |         |             | <b>Lot width</b> | <b>17m<sup>+</sup></b>         |

Floorplan and lot width based on Designer facade. Floorplan is indicative only, conceptual in nature and subject to change without notice. Floorplan may depict features and/or other products which are not included in the house design, not included in the house price and/or not available from Coral Homes. All measurements are in millimetres unless otherwise stated. Floorplan measurements are approximate and are not to scale. Lot width is a guide only and may change due to developer covenants and Local Authority guidelines. For more information speak to your Coral Homes New Home Consultant. © Coral Homes Pty Ltd.

# Lisbon Facades

14m+ Lot Width



Scan  
to view  
full facade  
range

East Hamptons



Lodge



Elliot Portico



Designer



Hamptons



All facade images are intended as a guide only and may depict non-standard items such as feature stone, feature brickwork, timber-look paneling, render finish, upgraded garage door colour, two or more paint colours, upgraded entry door, upgraded windows, feature lighting and other items which Coral Homes may not offer or may be subject to additional charge. Facades are indicative only, conceptual in nature and are subject to design changes without notice. Reduced eaves may be utilized subject to lot width requirements. External works such as driveways, landscaping and fencing are not supplied by Coral Homes. For accurate and current information, including house-specific facade drawings, please speak with your Coral Homes New Home Consultant.

All facade images are intended as a guide only and may depict non-standard items such as feature stone, feature brickwork, timber-look paneling, render finish, upgraded garage door colour, two or more paint colours, upgraded entry door, upgraded windows, feature lighting and other items which Coral Homes may not offer or may be subject to additional charge. Facades are indicative only, conceptual in nature and are subject to design changes without notice. Reduced eaves may be utilized subject to lot width requirements. External works such as driveways, landscaping and fencing are not supplied by Coral Homes. For accurate and current information, including house-specific facade drawings, please speak with your Coral Homes New Home Consultant.

# Lisbon Facades

15m-17m+ Lot Width



Scan  
to view  
full facade  
range

Lodge Display Facade



Display facade depicts upgraded features that may not be available in all home designs. Speak with your New Home Consultant for full details on standard inclusions and available facade options.

Modern Display Facade



Display facade depicts upgraded features that may not be available in all home designs. Speak with your New Home Consultant for full details on standard inclusions and available facade options.

Hamptons Display Facade



Display facade depicts upgraded features that may not be available in all home designs. Speak with your New Home Consultant for full details on standard inclusions and available facade options.

East Hamptons



Elliot Portico



Designer



Display facade images depict feature stone, render finish, cladding, timber panelling, upgraded entry doors with timber surround, highlight windows to front entry doors, double entry doors, two external paint colours, timber panel garage door, feature windows and furnishings, feature lighting and other items which Coral Homes may not offer or may be subject to additional charge. All facade images are intended as a guide only and may depict non-standard items such as feature stone, feature brickwork, timber-look panelling, render finish, upgraded garage door colour, two or more paint colours, upgraded entry door, upgraded windows, feature lighting and other items which Coral Homes may not offer or may be subject to additional charge. Facades are indicative only, conceptual in nature and are subject to design changes without notice. Reduced eaves may be utilized subject to lot width requirements. External works such as driveways, landscaping and fencing are not supplied by Coral Homes. For accurate and current information, including house-specific facade drawings, please speak with your Coral Homes New Home Consultant.

All facade images are intended as a guide only and may depict non-standard items such as feature stone, feature brickwork, timber-look panelling, render finish, upgraded garage door colour, two or more paint colours, upgraded entry door, upgraded windows, feature lighting and other items which Coral Homes may not offer or may be subject to additional charge. Facades are indicative only, conceptual in nature and are subject to design changes without notice. External works such as driveways, landscaping and fencing are not supplied by Coral Homes. For accurate and current information, including house-specific facade drawings, please speak with your Coral Homes New Home Consultant.

# Madrid Series

Featuring a modern kitchen and an oversized walk-in pantry, the Madrid Series is the perfect single storey family home. This spacious design has four bedrooms including a generous master suite, multiple living spaces and double garage. Designed for lot widths of 12m or more.



Scan to view series

Madrid (Pavilion Display Facade) – Springfield Rise, Spring Mountain

On display



Madrid – Springfield Rise, Spring Mountain



Madrid – Springfield Rise, Spring Mountain

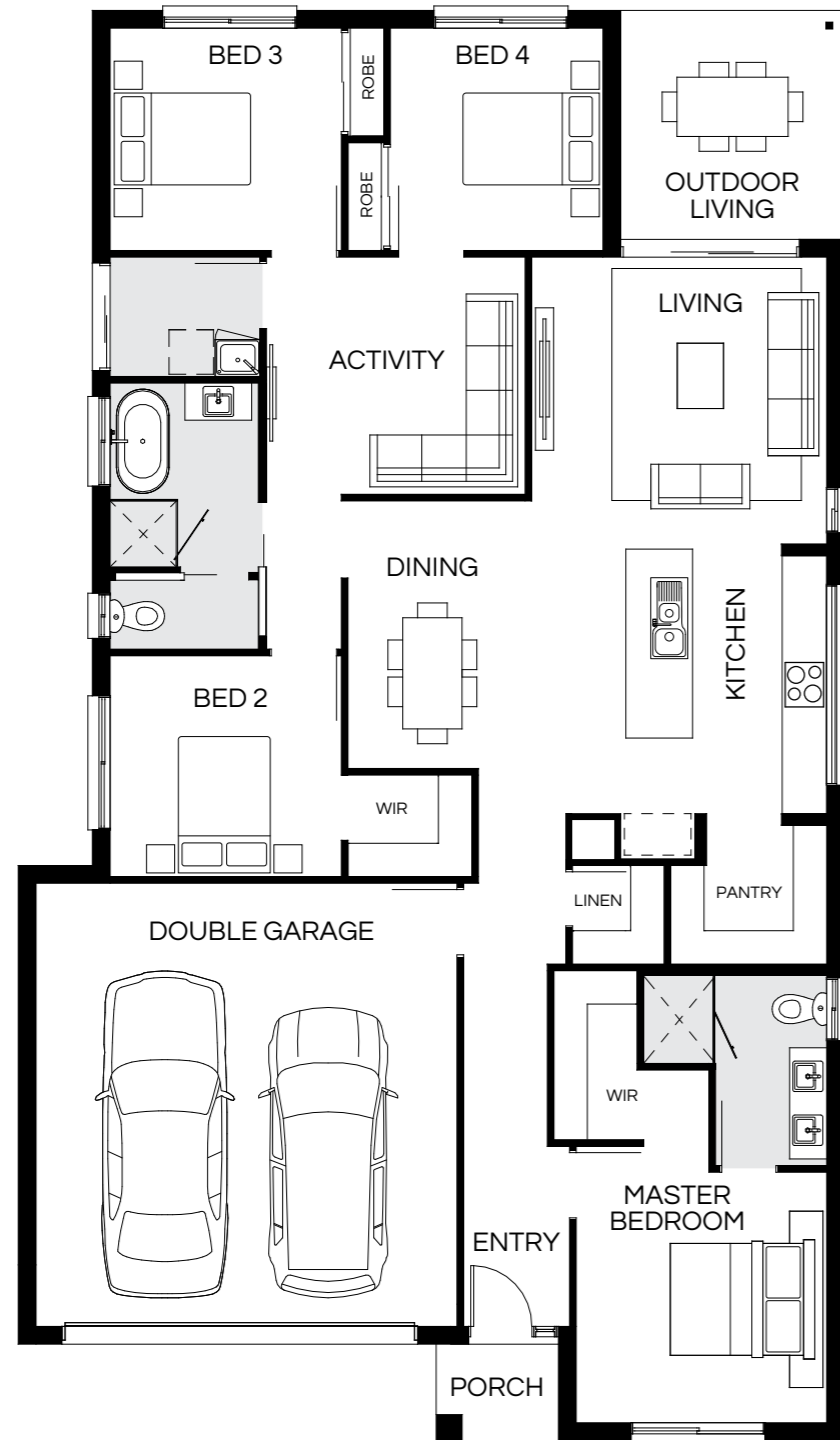


Photography from Madrid at Springfield Rise, Spring Mountain depicts non-standard items including upgraded porcelain tiling, upgraded Caesarstone® waterfall island benchtop and laminated finish, matte black sink mixer, cabinetry handles and finishes, upgraded splashback tiling, 900mm appliances, feature lighting, upgraded carpet, raked and square set ceiling, and ceiling height and other items which Coral Homes may not offer or are subject to additional charge. Items such as homewares, furniture and refrigerators are not supplied by Coral Homes. Speak with your New Home Consultant for more details.

Photography from Madrid at Springfield Rise, Spring Mountain depicts non-standard facade and items including feature tiling, timber and render finish, upgraded entry door, stained entry door frame, matte black handle, upgraded windows and furnishings, feature lighting, upgraded porcelain tiling, upgraded Caesarstone® waterfall island benchtop and laminated finish, matte black sink mixer, cabinetry finishes, upgraded splashback tiling, 900mm appliances, feature lighting, upgraded carpet, built-in desk, upgraded living room window, sliding doors, raked and square set ceiling and other items which Coral Homes may not offer or are subject to additional charge. Items such as homewares, furniture, refrigerators, TV, driveways, outdoor tiling, landscaping and fencing are not supplied by Coral Homes. Speak with your New Home Consultant for more details.

# Madrid 196Q

4 | 2 | 2 | 2



|            |             |          |             |         |             |                  |                                |
|------------|-------------|----------|-------------|---------|-------------|------------------|--------------------------------|
| Master Bed | 3400 x 3400 | Activity | 3220 x 3510 | Outdoor | 3090 x 3020 | House Length     | 19.30m                         |
| Bed 2      | 3000 x 3140 | Dining   | 3630 x 3760 |         |             | House Width      | 11.15m                         |
| Bed 3      | 3020 x 3140 | Living   | 3890 x 4000 |         |             | House Area       | 196.32m <sup>2</sup> (21.13sq) |
| Bed 4      | 3020 x 2890 |          |             |         |             | <b>Lot width</b> | <b>12.5m<sup>+</sup></b>       |

Floorplan and lot width based on Designer facade. Floorplan is indicative only, conceptual in nature and subject to change without notice. Floorplan may depict features and/or other products which are not included in the house design, not included in the house price and/or not available from Coral Homes. All measurements are in millimetres unless otherwise stated. Floorplan measurements are approximate and are not to scale. Lot width is a guide only and may change due to developer covenants and Local Authority guidelines. For more information speak to your Coral Homes New Home Consultant. © Coral Homes Pty Ltd.

# Madrid 205Q

4 | 2 | 2 | 2



|            |             |          |             |         |             |                  |                                |
|------------|-------------|----------|-------------|---------|-------------|------------------|--------------------------------|
| Master Bed | 3650 x 3350 | Activity | 3240 x 3950 | Outdoor | 3070 x 2960 | House Length     | 20.60m                         |
| Bed 2      | 3000 x 3280 | Dining   | 2900 x 4420 |         |             | House Width      | 10.90m                         |
| Bed 3      | 2900 x 2920 | Living   | 3650 x 4420 |         |             | House Area       | 205.76m <sup>2</sup> (22.15sq) |
| Bed 4      | 3000 x 2920 |          |             |         |             | <b>Lot width</b> | <b>12m<sup>+</sup></b>         |

Floorplan and lot width based on Designer facade. Floorplan is indicative only, conceptual in nature and subject to change without notice. Floorplan may depict features and/or other products which are not included in the house design, not included in the house price and/or not available from Coral Homes. All measurements are in millimetres unless otherwise stated. Floorplan measurements are approximate and are not to scale. Lot width is a guide only and may change due to developer covenants and Local Authority guidelines. For more information speak to your Coral Homes New Home Consultant. © Coral Homes Pty Ltd.

Madrid – North Harbour Estate, Burpengary East

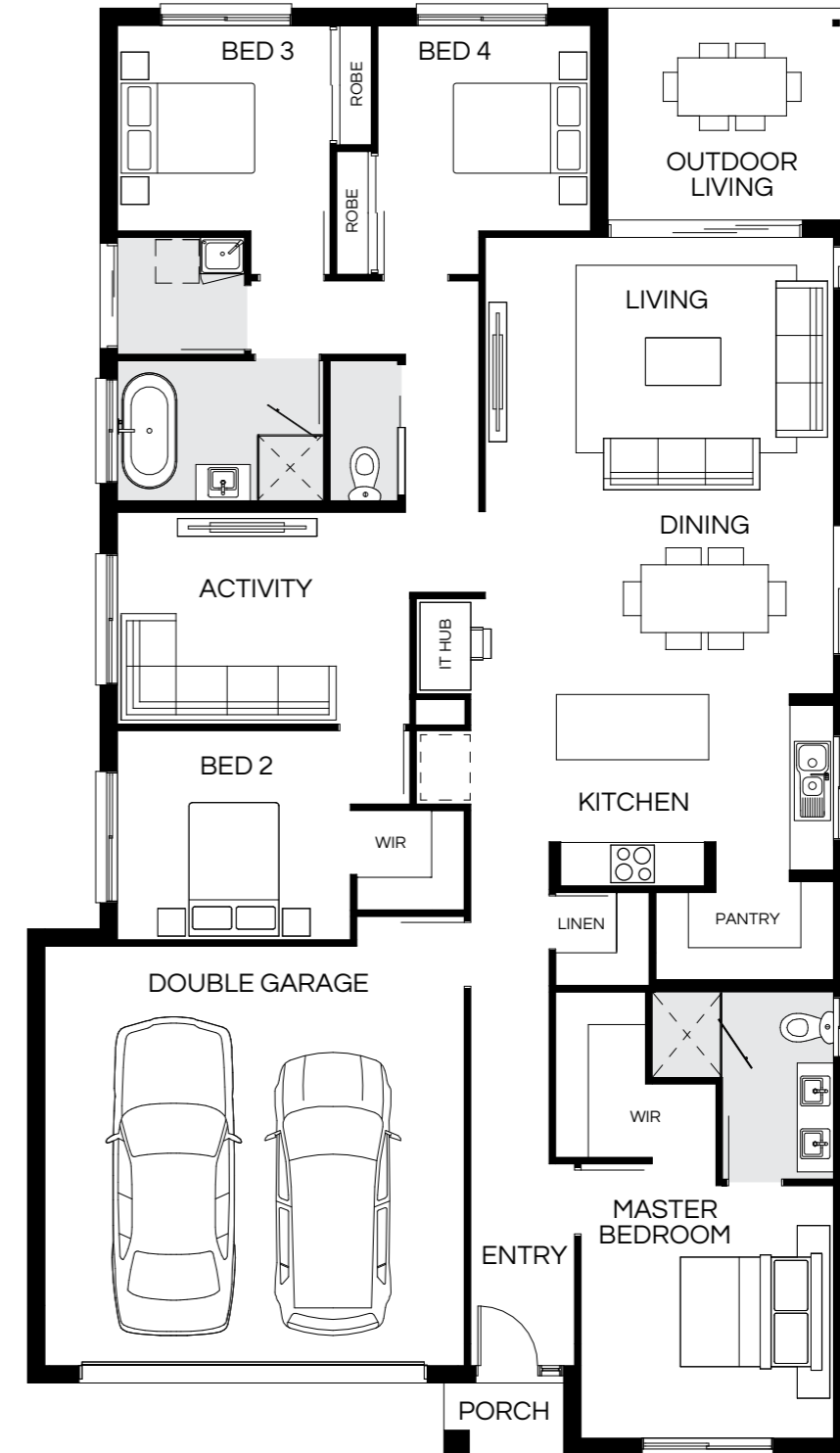


Madrid – North Harbour Estate, Burpengary East



# Madrid 208Q

4 | 2 | 2 | 2



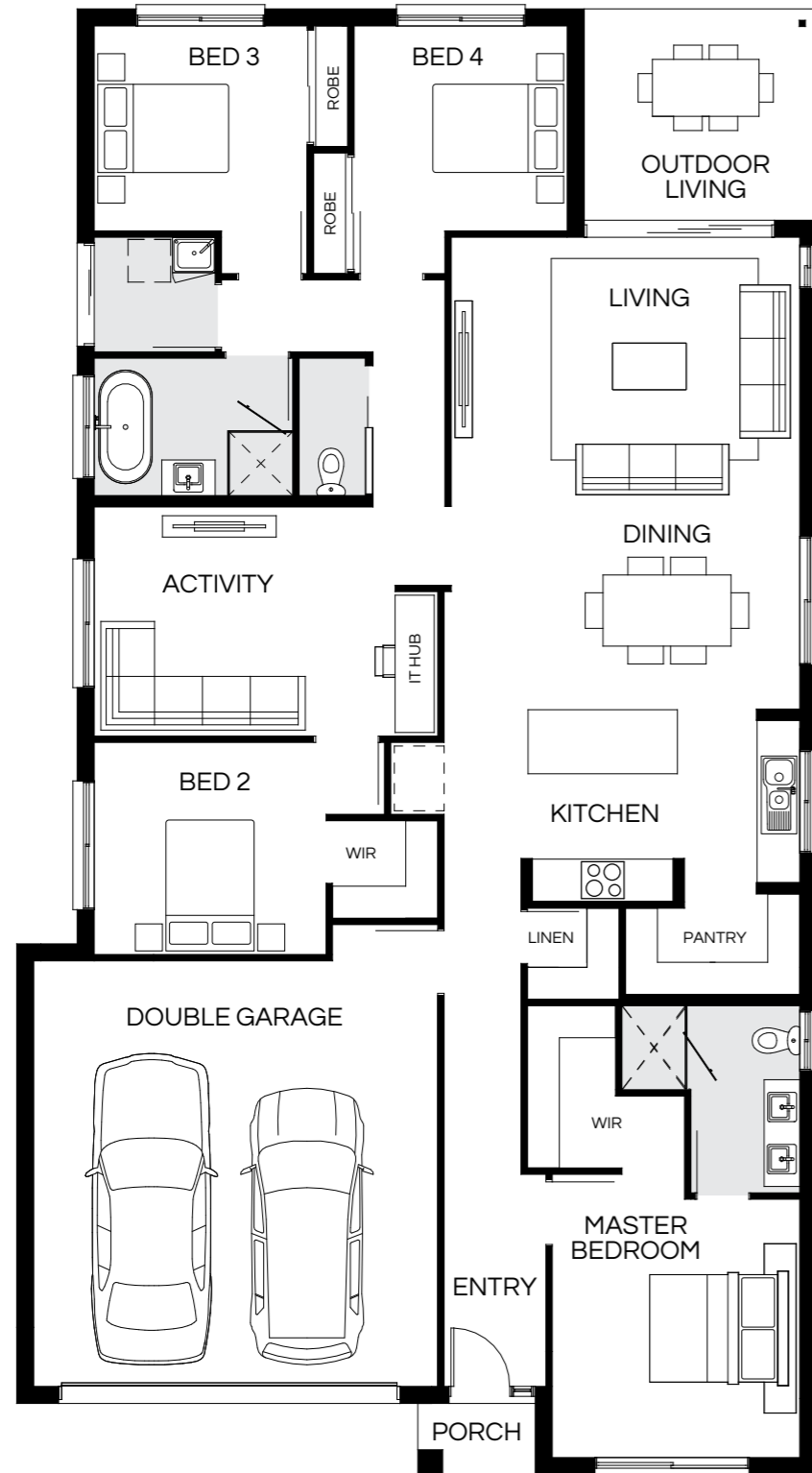
|            |             |          |             |         |             |                  |                             |
|------------|-------------|----------|-------------|---------|-------------|------------------|-----------------------------|
| Master Bed | 3500 x 3500 | Activity | 2940 x 4050 | Outdoor | 2920 x 3350 | House Length     | 19.95m                      |
| Bed 2      | 2900 x 3230 | Dining   | 2810 x 4820 |         |             | House Width      | 11.35m                      |
| Bed 3      | 2850 x 2950 | Living   | 3500 x 4820 |         |             | House Area       | 208m <sup>2</sup> (22.39sq) |
| Bed 4      | 2850 x 2950 |          |             |         |             | <b>Lot width</b> | <b>12.5m+</b>               |

Photography from Madrid at North Harbour Estate, Burpengary East depicts non-standard items including upgraded porcelain tiling, upgraded Caesarstone® benchtop and upgraded laminated finishes to island cabinetry, cabinetry finishes and handles, upgraded splashback tiling, 900mm appliances, feature lighting, window splashback, raked and square set ceiling and other items which Coral Homes may not offer or are subject to additional charge. Items such as homewares, furniture, refrigerators, landscaping and fencing are not supplied by Coral Homes. Speak with your New Home Consultant for more details.

Floorplan and lot width based on Designer facade. Floorplan is indicative only, conceptual in nature and subject to change without notice. Floorplan may depict features and/or other products which are not included in the house design, not included in the house price and/or not available from Coral Homes. All measurements are in millimetres unless otherwise stated. Floorplan measurements are approximate and are not to scale. Lot width is a guide only and may change due to developer covenants and Local Authority guidelines. For more information speak to your Coral Homes New Home Consultant. © Coral Homes Pty Ltd.

# Madrid 214Q

4 | 2 | 2 | 2

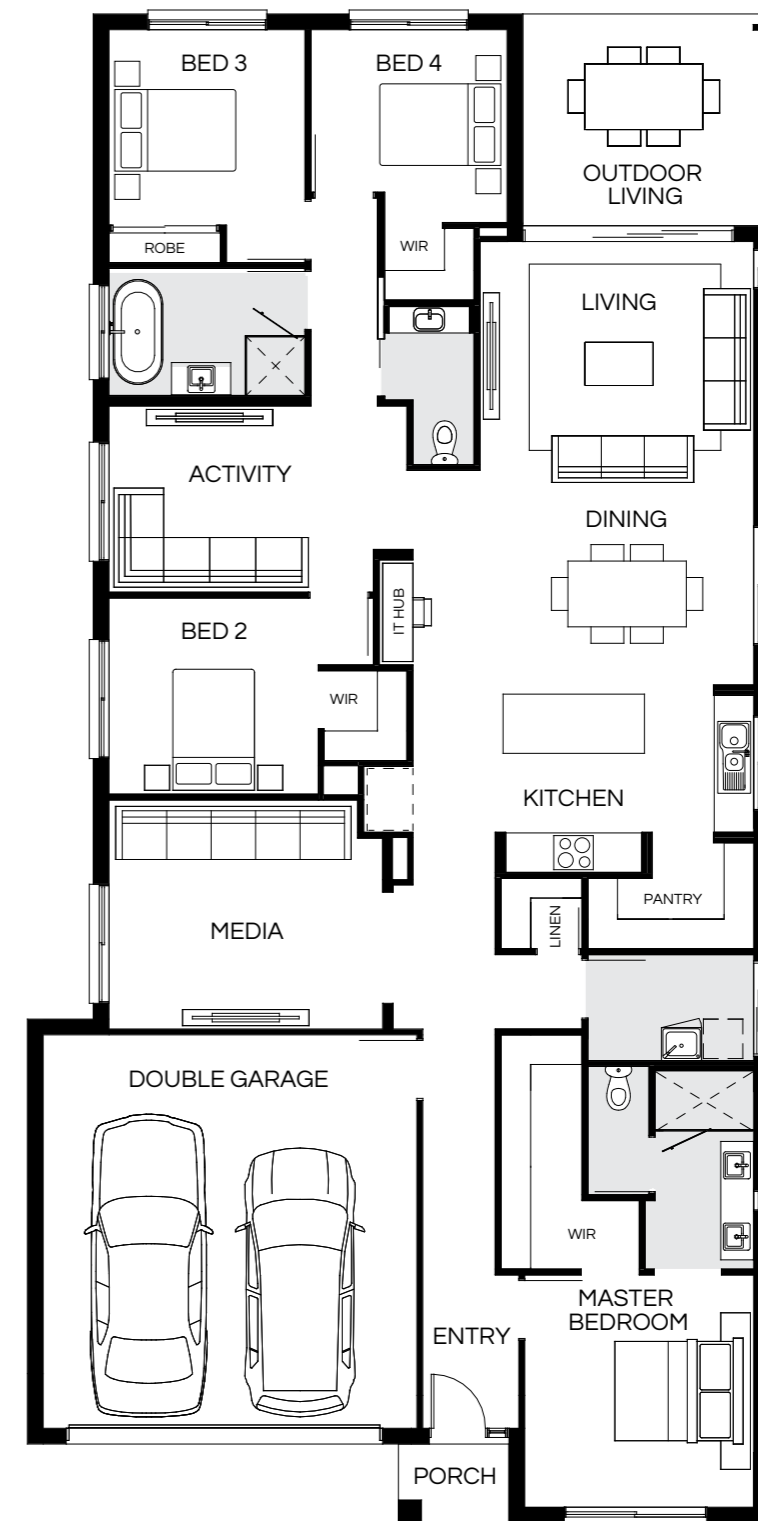


|            |             |          |             |         |             |                  |                                |
|------------|-------------|----------|-------------|---------|-------------|------------------|--------------------------------|
| Master Bed | 3650 x 3500 | Activity | 3240 x 4240 | Outdoor | 2970 x 3270 | House Length     | 20.60m                         |
| Bed 2      | 3000 x 3280 | Dining   | 2900 x 5020 |         |             | House Width      | 11.25m                         |
| Bed 3      | 2900 x 3015 | Living   | 3750 x 4920 |         |             | House Area       | 214.93m <sup>2</sup> (23.14sq) |
| Bed 4      | 2900 x 3015 |          |             |         |             | <b>Lot width</b> | <b>12.5m+</b>                  |

Floorplan and lot width based on Designer facade. Floorplan is indicative only, conceptual in nature and subject to change without notice. Floorplan may depict features and/or other products which are not included in the house design, not included in the house price and/or not available from Coral Homes. All measurements are in millimetres unless otherwise stated. Floorplan measurements are approximate and are not to scale. Lot width is a guide only and may change due to developer covenants and Local Authority guidelines. For more information speak to your Coral Homes New Home Consultant. © Coral Homes Pty Ltd.

# Madrid 236Q

4 | 3 | 2.5 | 2



|            |             |          |             |         |             |                  |                                |
|------------|-------------|----------|-------------|---------|-------------|------------------|--------------------------------|
| Master Bed | 3550 x 3500 | Activity | 2850 x 4040 | Outdoor | 3220 x 3750 | House Length     | 22.94m                         |
| Bed 2      | 3000 x 3200 | Dining   | 3410 x 5200 |         |             | House Width      | 11.28m                         |
| Bed 3      | 2990 x 3000 | Living   | 3480 x 4180 |         |             | House Area       | 236.72m <sup>2</sup> (25.48sq) |
| Bed 4      | 2950 x 3000 | Media    | 3500 x 4180 |         |             | <b>Lot width</b> | <b>12.5m+</b>                  |

Floorplan and lot width based on Designer facade. Floorplan is indicative only, conceptual in nature and subject to change without notice. Floorplan may depict features and/or other products which are not included in the house design, not included in the house price and/or not available from Coral Homes. All measurements are in millimetres unless otherwise stated. Floorplan measurements are approximate and are not to scale. Lot width is a guide only and may change due to developer covenants and Local Authority guidelines. For more information speak to your Coral Homes New Home Consultant. © Coral Homes Pty Ltd.

# Madrid 252Q

4 | 3 | 2.5 | 2



|            |             |          |             |         |             |                  |                                |
|------------|-------------|----------|-------------|---------|-------------|------------------|--------------------------------|
| Master Bed | 3650 x 3620 | Activity | 3030 x 4100 | Outdoor | 3760 x 3870 | House Length     | 24.26m                         |
| Bed 2      | 3100 x 3200 | Dining   | 3050 x 5170 |         |             | House Width      | 11.40m                         |
| Bed 3      | 3000 x 3000 | Living   | 4290 x 4300 |         |             | House Area       | 252.12m <sup>2</sup> (27.14sq) |
| Bed 4      | 3150 x 3000 | Media    | 3600 x 4330 |         |             | <b>Lot width</b> | <b>12.5m<sup>+</sup></b>       |

Floorplan and lot width based on Designer facade. Floorplan is indicative only, conceptual in nature and subject to change without notice. Floorplan may depict features and/or other products which are not included in the house design, not included in the house price and/or not available from Coral Homes. All measurements are in millimetres unless otherwise stated. Floorplan measurements are approximate and are not to scale. Lot width is a guide only and may change due to developer covenants and Local Authority guidelines. For more information speak to your Coral Homes New Home Consultant. © Coral Homes Pty Ltd.

# Madrid 259Q

4 | 3 | 2.5 | 2



|            |             |          |             |         |             |                  |                                |
|------------|-------------|----------|-------------|---------|-------------|------------------|--------------------------------|
| Master Bed | 3600 x 4270 | Activity | 2950 x 4100 | Outdoor | 3070 x 4420 | House Length     | 23.945m                        |
| Bed 2      | 3010 x 3300 | Dining   | 2950 x 5160 |         |             | House Width      | 12.05m                         |
| Bed 3      | 3920 x 3000 | Living   | 4150 x 4850 |         |             | House Area       | 259.32m <sup>2</sup> (27.92sq) |
| Bed 4      | 3000 x 3000 | Media    | 3745 x 4130 |         |             | <b>Lot width</b> | <b>13.5m<sup>+</sup></b>       |

Floorplan and lot width based on Designer facade. Floorplan is indicative only, conceptual in nature and subject to change without notice. Floorplan may depict features and/or other products which are not included in the house design, not included in the house price and/or not available from Coral Homes. All measurements are in millimetres unless otherwise stated. Floorplan measurements are approximate and are not to scale. Lot width is a guide only and may change due to developer covenants and Local Authority guidelines. For more information speak to your Coral Homes New Home Consultant. © Coral Homes Pty Ltd.

On display

# Madrid Facades

12m+ Lot Width



Scan  
to view  
full facade  
range

Mornington Display Facade



Display facade depicts upgraded features that may not be available in all home designs. Speak with your New Home Consultant for full details on standard inclusions and available facade options.

Pavilion



East Hamptons



Southampton



Modern



Designer



Display facade images depict feature stone, render finish, timber panelling, upgraded entry door, feature windows and furnishings, feature lighting and other items which Coral Homes may not offer or may be subject to additional charge. All facade images are intended as a guide only and may depict non-standard items such as feature stone, feature brickwork, timber-look panelling, render finish, upgraded garage door colour, two or more paint colours, upgraded entry door, upgraded windows, feature lighting and other items which Coral Homes may not offer or may be subject to additional charge. Facades are indicative only, conceptual in nature and are subject to design changes without notice. Reduced eaves may be utilized subject to lot width requirements. External works such as driveways, landscaping and fencing are not supplied by Coral Homes. For accurate and current information, including house-specific facade drawings, please speak with your Coral Homes New Home Consultant.

All facade images are intended as a guide only and may depict non-standard items such as feature stone, feature brickwork, timber-look panelling, render finish, upgraded garage door colour, two or more paint colours, upgraded entry door, upgraded windows, feature lighting and other items which Coral Homes may not offer or may be subject to additional charge. Facades are indicative only, conceptual in nature and are subject to design changes without notice. Reduced eaves may be utilized subject to lot width requirements. External works such as driveways, landscaping and fencing are not supplied by Coral Homes. For accurate and current information, including house-specific facade drawings, please speak with your Coral Homes New Home Consultant.

# Majorca Series

Designed with a focus on functionality, the Majorca Series offers a seamless blend of open-plan living and thoughtful spaces. This single storey home features multiple living areas that effortlessly connect, creating a versatile and inviting environment. With four bedrooms, including a generously sized master retreat strategically positioned for privacy, the Majorca Series ensures a balance between shared and personal spaces.



Scan to view series

Majorca – Hereford Hill, Lochinvar



Photography from Majorca at Hereford Hill, Lochinvar depicts non-standard items including upgraded timber flooring, upgraded 40mm Caesarstone® island benchtop and cabinetry profiles, undermount sink, gold sink mixer, window splashback, upgraded splashback tiling, cabinetry handles, profiles and finishes, 900mm appliances, upgraded butler's pantry with feature window, built-in microwave, feature lighting, ceiling height and other items which Coral Homes may not offer or are subject to additional charge. Items such as homewares, furniture and refrigerators are not supplied by Coral Homes. Speak with your New Home Consultant for more details.

Majorca (Hamptons Display Facade) – Hereford Hill, Lochinvar

On display



Majorca – Hereford Hill, Lochinvar



Photography from Majorca at Hereford Hill, Lochinvar depicts non-standard facade and items including feature stone, upgraded entry door with sidelight window, render finish, two external paint colours, upgraded windows and furnishings, feature lighting, upgraded timber flooring, feature lighting, ceiling height, stacker doors and furnishings, feature stone and render finish on posts, outdoor fan, and other items which Coral Homes may not offer or are subject to additional charge. Items such as homewares, wallpaper, furniture, driveways, retaining walls, outdoor tiling, pergolas, built-in seating, landscaping and fencing are not supplied by Coral Homes. Speak with your New Home Consultant for more details.

Majorca – Hereford Hill, Lochinvar

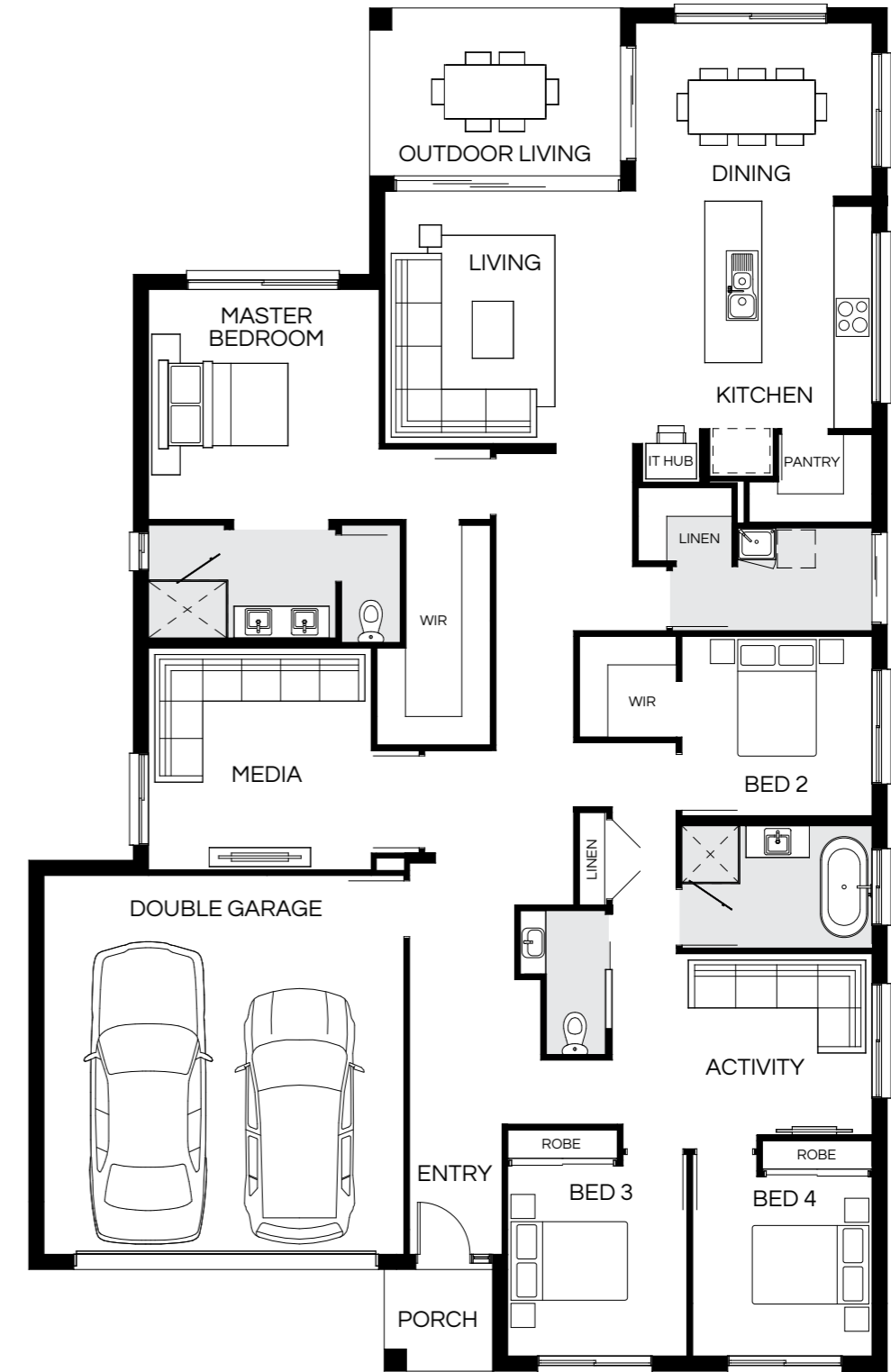


# Majorca 244Q

Most popular

4 | 3 | 2.5 | 2

Majorca – Hereford Hill, Lochinvar



|            |             |          |             |         |             |                  |                                |
|------------|-------------|----------|-------------|---------|-------------|------------------|--------------------------------|
| Master Bed | 3650 x 3660 | Activity | 2880 x 4120 | Outdoor | 2650 x 3960 | House Length     | 21.52m                         |
| Bed 2      | 2850 x 3020 | Dining   | 2750 x 3750 |         |             | House Width      | 13.55m                         |
| Bed 3      | 3020 x 2850 | Living   | 4005 x 5060 |         |             | House Area       | 244.69m <sup>2</sup> (26.34sq) |
| Bed 4      | 2850 x 2850 | Media    | 3520 x 3535 |         |             | <b>Lot width</b> | <b>15m+</b>                    |

Photography from Majorca at Hereford Hill, Lochinvar depicts non-standard items including upgraded timber flooring, upgraded 40mm Caesarstone® island benchtop and cabinetry profiles, undermount sink, gold sink mixer, window splashback, upgraded splashback tiling, cabinetry handles, profiles and finishes, 900mm appliances, upgraded butler's pantry with feature window, built-in microwave, built-in desk, feature lighting, cornerless stacker doors and furnishings, recessed door tracks, feature stone and render finish on posts, outdoor fan, ceiling height and other items which Coral Homes may not offer or are subject to additional charge. Items such as homewares, furniture, wallpaper, refrigerators, retaining walls, outdoor tiling, pergolas, built-in seating, landscaping and fencing are not supplied by Coral Homes. Speak with your New Home Consultant for more details.

Floorplan and lot width based on Designer facade. Floorplan is indicative only, conceptual in nature and subject to change without notice. Floorplan may depict features and/or other products which are not included in the house design, not included in the house price and/or not available from Coral Homes. All measurements are in millimetres unless otherwise stated. Floorplan measurements are approximate and are not to scale. Lot width is a guide only and may change due to developer covenants and Local Authority guidelines. For more information speak to your Coral Homes New Home Consultant. © Coral Homes Pty Ltd.

# Majorca 262Q

4 | 3 | 2.5 | 2




|            |             |          |             |         |             |                  |                                |
|------------|-------------|----------|-------------|---------|-------------|------------------|--------------------------------|
| Master Bed | 3670 x 3700 | Activity | 2900 x 4320 | Outdoor | 2780 x 4570 | House Length     | 22.20m                         |
| Bed 2      | 2865 x 3220 | Dining   | 3300 x 3800 |         |             | House Width      | 13.75m                         |
| Bed 3      | 2900 x 2950 | Living   | 4110 x 5660 |         |             | House Area       | 262.32m <sup>2</sup> (28.24sq) |
| Bed 4      | 2865 x 2950 | Media    | 3750 x 3900 |         |             | <b>Lot width</b> | <b>15m+</b>                    |

Floorplan and lot width based on Designer facade. Floorplan is indicative only, conceptual in nature and subject to change without notice. Floorplan may depict features and/or other products which are not included in the house design, not included in the house price and/or not available from Coral Homes. All measurements are in millimetres unless otherwise stated. Floorplan measurements are approximate and are not to scale. Lot width is a guide only and may change due to developer covenants and Local Authority guidelines. For more information speak to your Coral Homes New Home Consultant. © Coral Homes Pty Ltd.


Majorca – Hereford Hill, Lochinvar



Majorca – Hereford Hill, Lochinvar



Photography from Majorca at Hereford Hill, Lochinvar depicts non-standard items including upgraded carpet, stacker doors and furnishings, master bed patio area and pergola, upgraded porcelain tiling, cabinetry profiles, finishes and handles, gold sink mixers, feature lighting, ceiling height and other items which Coral Homes may not offer or are subject to additional charge. Items such as homewares, furniture, wallpaper, outdoor tiling, pergolas, landscaping and fencing are not supplied by Coral Homes. Speak with your New Home Consultant for more details.



# Majorca 275Q

4 | 3 | 2.5 | 2



|            |             |          |             |         |             |                  |                                |
|------------|-------------|----------|-------------|---------|-------------|------------------|--------------------------------|
| Master Bed | 3800 x 3750 | Activity | 2930 x 4320 | Outdoor | 2770 x 4770 | House Length     | 22.60m                         |
| Bed 2      | 2900 x 3220 | Dining   | 3470 x 3800 |         |             | House Width      | 13.75m                         |
| Bed 3      | 3000 x 2950 | Living   | 4400 x 5860 |         |             | House Area       | 275.43m <sup>2</sup> (29.65sq) |
| Bed 4      | 2930 x 2950 | Media    | 3600 x 3850 |         |             | <b>Lot width</b> | <b>15m+</b>                    |

Photography from Majorca at Hereford Hill, Lochinvar depicts non-standard items including upgraded porcelain tiling to floors and walls, cabinetry profiles, finishes and handles, gold bath and basin mixers, feature lighting, window furnishings, ceiling height and other items which Coral Homes may not offer or are subject to additional charge. Items such as homewares, landscaping and fencing are not supplied by Coral Homes. Speak with your New Home Consultant for more details.

Floorplan and lot width based on Designer facade. Floorplan is indicative only, conceptual in nature and subject to change without notice. Floorplan may depict features and/or other products which are not included in the house design, not included in the house price and/or not available from Coral Homes. All measurements are in millimetres unless otherwise stated. Floorplan measurements are approximate and are not to scale. Lot width is a guide only and may change due to developer covenants and Local Authority guidelines. For more information speak to your Coral Homes New Home Consultant. © Coral Homes Pty Ltd.

# Majorca 305Q

4 | 4 | 2.5 | 2

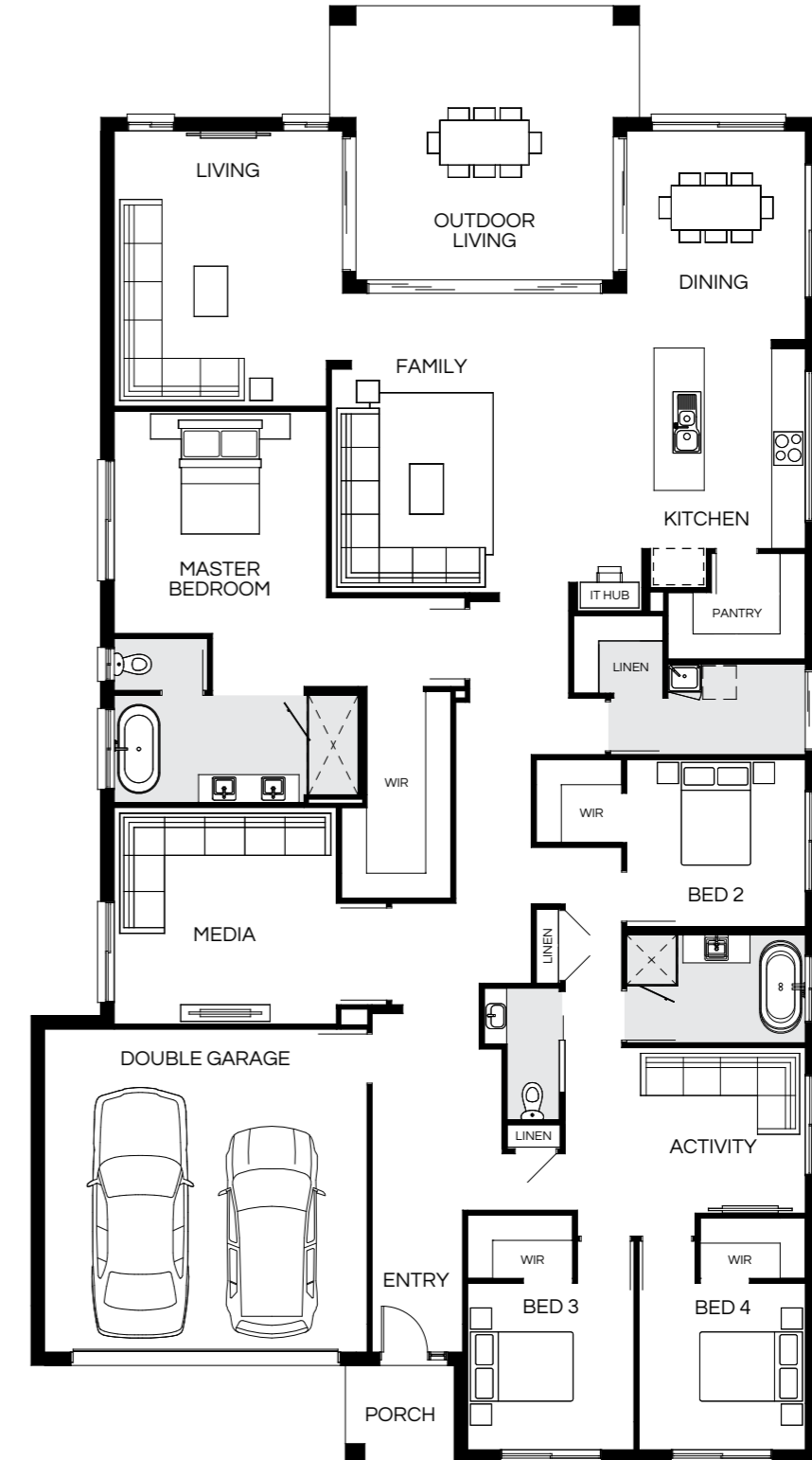


|            |             |          |             |         |             |                  |                                |
|------------|-------------|----------|-------------|---------|-------------|------------------|--------------------------------|
| Master Bed | 3800 x 3820 | Activity | 2910 x 4320 | Media   | 3800 x 4000 | House Length     | 24.935m                        |
| Bed 2      | 2900 x 3220 | Dining   | 3855 x 3300 | Outdoor | 4770 x 5395 | House Width      | 14.025m                        |
| Bed 3      | 3000 x 3000 | Family   | 5180 x 5665 |         |             | House Area       | 305.68m <sup>2</sup> (32.90sq) |
| Bed 4      | 2950 x 3000 | Living   | 4610 x 4100 |         |             | <b>Lot width</b> | <b>15.5m+</b>                  |

Floorplan and lot width based on Designer facade. Floorplan is indicative only, conceptual in nature and subject to change without notice. Floorplan may depict features and/or other products which are not included in the house design, not included in the house price and/or not available from Coral Homes. All measurements are in millimetres unless otherwise stated. Floorplan measurements are approximate and are not to scale. Lot width is a guide only and may change due to developer covenants and Local Authority guidelines. For more information speak to your Coral Homes New Home Consultant. © Coral Homes Pty Ltd.

# Majorca 321Q

4 | 4 | 2.5 | 2



|            |             |          |             |         |             |                  |                                |
|------------|-------------|----------|-------------|---------|-------------|------------------|--------------------------------|
| Master Bed | 4000 x 3820 | Activity | 2980 x 4320 | Media   | 3900 x 4000 | House Length     | 26.10m                         |
| Bed 2      | 3000 x 3220 | Dining   | 3900 x 3220 | Outdoor | 4910 x 5550 | House Width      | 14.11m                         |
| Bed 3      | 3000 x 3000 | Family   | 5380 x 5790 |         |             | House Area       | 321.19m <sup>2</sup> (34.57sq) |
| Bed 4      | 3000 x 3000 | Living   | 4950 x 4110 |         |             | <b>Lot width</b> | <b>15.5m+</b>                  |

Floorplan and lot width based on Designer facade. Floorplan is indicative only, conceptual in nature and subject to change without notice. Floorplan may depict features and/or other products which are not included in the house design, not included in the house price and/or not available from Coral Homes. All measurements are in millimetres unless otherwise stated. Floorplan measurements are approximate and are not to scale. Lot width is a guide only and may change due to developer covenants and Local Authority guidelines. For more information speak to your Coral Homes New Home Consultant. © Coral Homes Pty Ltd.

# Majorca Facades

15m+ Lot Width



Scan  
to view  
full facade  
range

Hamptons Display Facade



Display facade depicts upgraded features that may not be available in all home designs. Speak with your New Home Consultant for full details on standard inclusions and available facade options.

Modern



Coastal



Lodge



East Hamptons



Designer



Display facade images depict feature stone, render finish, cladding, upgraded entry door, two external paint colours, feature windows and furnishings, feature lighting and other items which Coral Homes may not offer or may be subject to additional charge. All facade images are intended as a guide only and may depict non-standard items such as feature stone, feature brickwork, timber-look panelling, render finish, upgraded garage door colour, two or more paint colours, upgraded entry door, upgraded windows, feature lighting and other items which Coral Homes may not offer or may be subject to additional charge. Facades are indicative only, conceptual in nature and are subject to design changes without notice. Reduced eaves may be utilized subject to lot width requirements. External works such as driveways, landscaping and fencing are not supplied by Coral Homes. For accurate and current information, including house-specific facade drawings, please speak with your Coral Homes New Home Consultant.

All facade images are intended as a guide only and may depict non-standard items such as feature stone, feature brickwork, timber-look panelling, render finish, upgraded garage door colour, two or more paint colours, upgraded entry door, upgraded windows, feature lighting and other items which Coral Homes may not offer or may be subject to additional charge. Facades are indicative only, conceptual in nature and are subject to design changes without notice. Reduced eaves may be utilized subject to lot width requirements. External works such as driveways, landscaping and fencing are not supplied by Coral Homes. For accurate and current information, including house-specific facade drawings, please speak with your Coral Homes New Home Consultant.

# Milan Series

The single storey Milan Series has been crafted with functionality in mind. This innovative floorplan has the master bedroom located at the back of the home – the opposite end to the kids' bedrooms. With spacious living areas, four bedrooms and two bathrooms, the Milan Series has plenty of room for a growing family.



Scan to view series

Milan (Lodge Display Facade) – Kinma Valley, Morayfield

On display



Milan – Kinma Valley, Morayfield



Milan – Kinma Valley, Morayfield

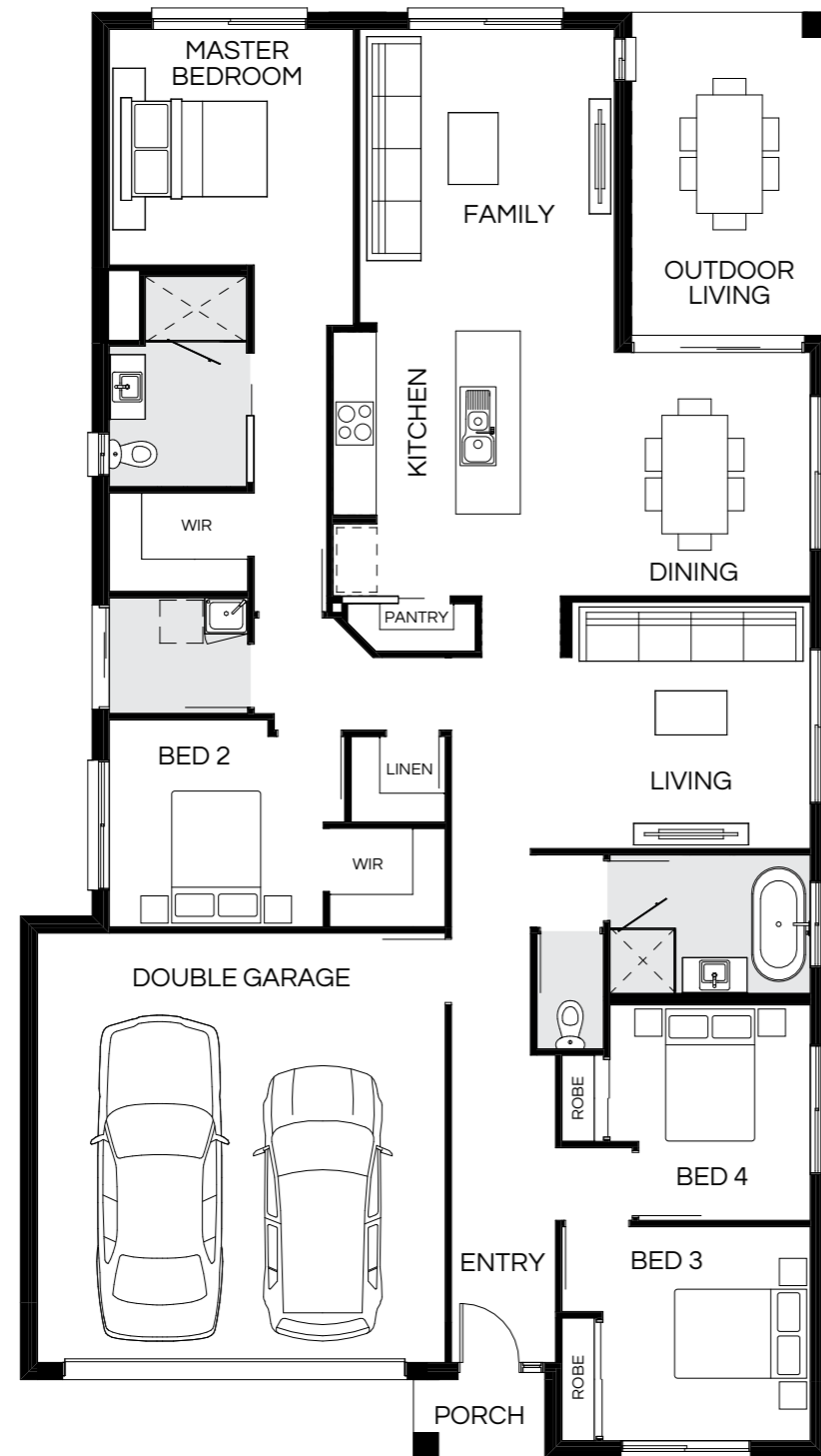


Photography from Milan at Kinma Valley, Morayfield depicts non-standard items including upgraded porcelain tiling, upgraded island benchtop and cabinetry profiles, upgraded splashback tiling, 900mm appliances, feature lighting, cornerless stacker doors, recessed door tracks, raked and square set ceiling, ceiling height, outdoor fan and other items which Coral Homes may not offer or are subject to additional charge. Items such as homewares, furniture, outdoor tiling, timber-look decking, landscaping and fencing are not supplied by Coral Homes. Speak with your New Home Consultant for more details.

Photography from Milan at Kinma Valley, Morayfield depicts non-standard facade and items including upgraded entry door, render finish, two external paint colours, cladding, upgraded feature brickwork, upgraded windows and furnishings, feature lighting, upgraded porcelain tiling, upgraded island benchtop and cabinetry profiles, upgraded splashback tiling, 900mm appliances, feature lighting, upgraded family room window, raked and square set ceiling, ceiling height and other items which Coral Homes may not offer or are subject to additional charge. Items such as homewares, furniture, refrigerators, outdoor tiling, driveways, retaining walls, landscaping and fencing are not supplied by Coral Homes. Speak with your New Home Consultant for more details.

# Milan 208Q

4 | 2 | 2 | 2



|            |             |        |             |         |             |                  |                                |
|------------|-------------|--------|-------------|---------|-------------|------------------|--------------------------------|
| Master Bed | 3300 x 3420 | Dining | 3410 x 4050 | Outdoor | 4500 x 2730 | House Length     | 20.14m                         |
| Bed 2      | 2900 x 3000 | Family | 4210 x 3570 |         |             | House Width      | 11.25m                         |
| Bed 3      | 3000 x 2910 | Living | 3450 x 3340 |         |             | House Area       | 208.01m <sup>2</sup> (22.39sq) |
| Bed 4      | 3020 x 2810 |        |             |         |             | <b>Lot width</b> | <b>12.5m*</b>                  |

Floorplan and lot width based on Designer facade. Floorplan is indicative only, conceptual in nature and subject to change without notice. Floorplan may depict features and/or other products which are not included in the house design, not included in the house price and/or not available from Coral Homes. All measurements are in millimetres unless otherwise stated. Floorplan measurements are approximate and are not to scale. Lot width is a guide only and may change due to developer covenants and Local Authority guidelines. For more information speak to your Coral Homes New Home Consultant. © Coral Homes Pty Ltd.



Photography from Milan at Kinma Valley, Morayfield depicts non-standard items including upgraded porcelain tiling, upgraded island benchtop and cabinetry profiles, upgraded splashback tiling, 900mm appliances, feature lighting, raked and square set ceiling, ceiling height, feature tiling to bathroom walls, cabinetry laminated finish and handles, window furnishings and other items which Coral Homes may not offer or are subject to additional charge. Items such as homewares, furniture and landscaping are not supplied by Coral Homes. Speak with your New Home Consultant for more details.

Milan – Shoreline Estate, Redland Bay

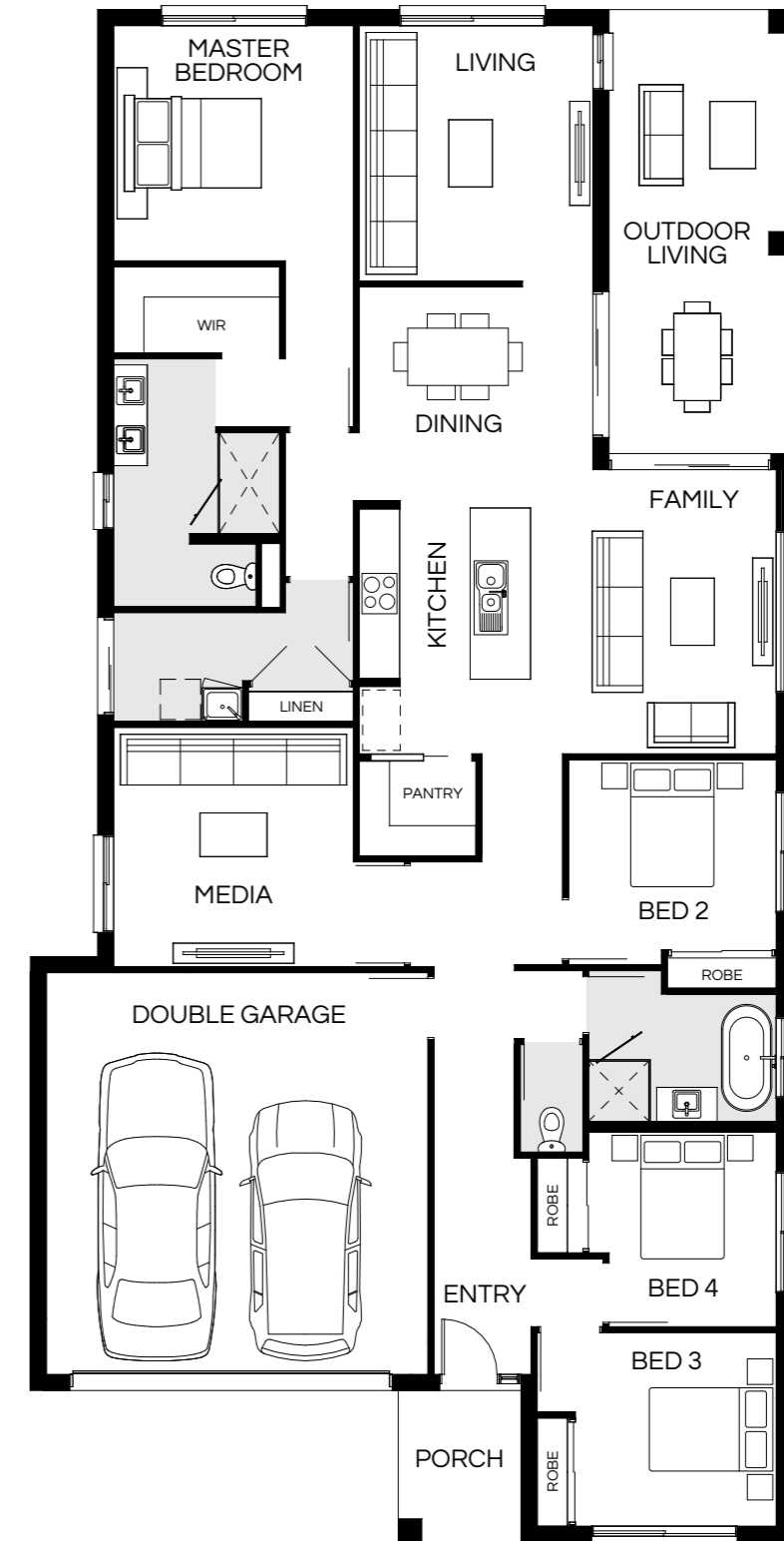


# Milan 232Q

On display

4 | 3 | 2 | 2

Milan – Shoreline Estate, Redland Bay



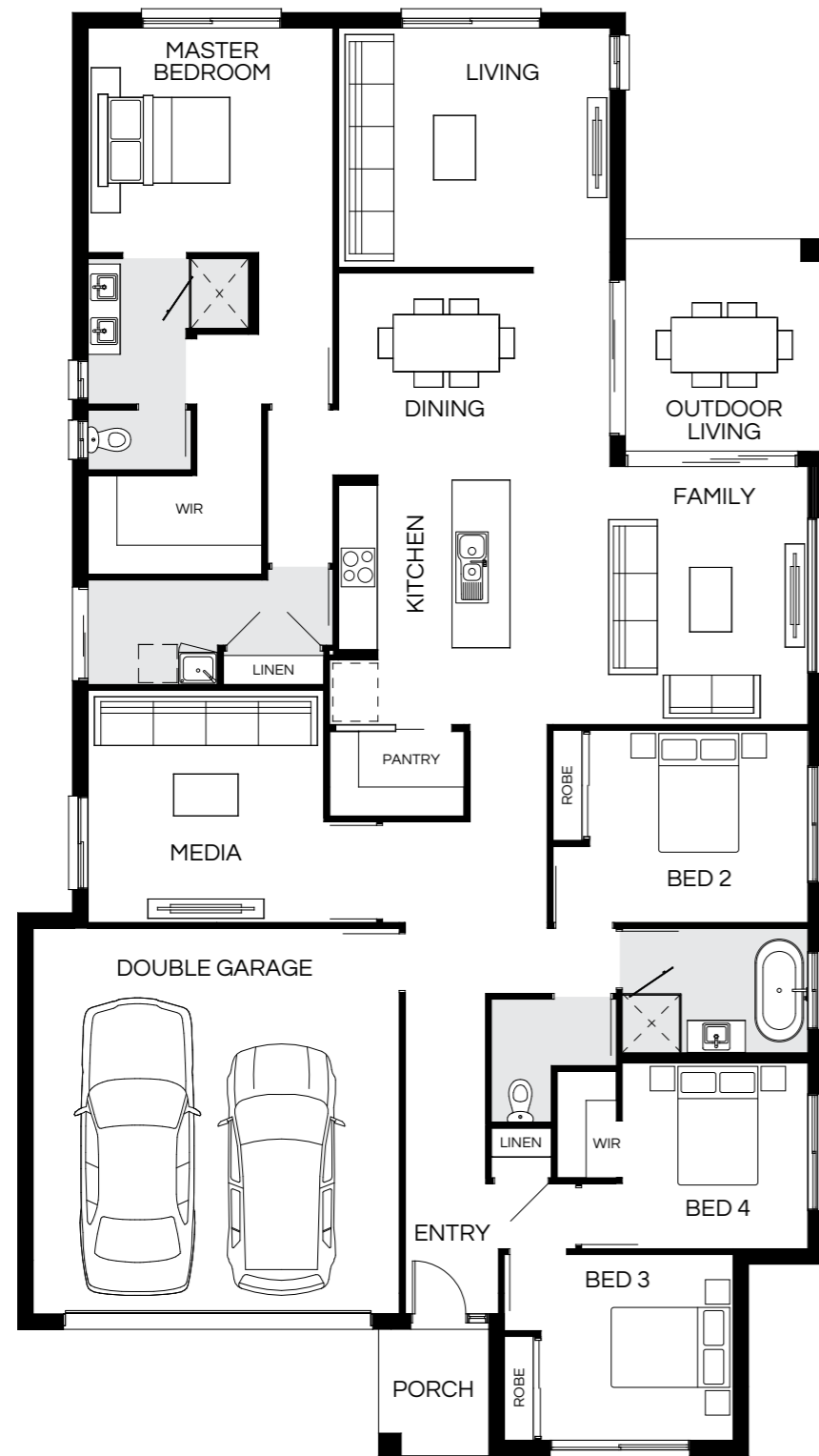
|            |             |        |             |         |             |                  |                                |
|------------|-------------|--------|-------------|---------|-------------|------------------|--------------------------------|
| Master Bed | 3520 x 3590 | Dining | 3300 x 3500 | Outdoor | 6610 x 2730 | House Length     | 22.82m                         |
| Bed 2      | 2850 x 3115 | Family | 4250 x 3670 |         |             | House Width      | 11.35m                         |
| Bed 3      | 2900 x 3010 | Living | 3820 x 3500 |         |             | House Area       | 232.53m <sup>2</sup> (25.03sq) |
| Bed 4      | 2920 x 2810 | Media  | 3580 x 3590 |         |             | <b>Lot width</b> | <b>12.5m+</b>                  |

Photography from Milan at Shoreline Estate, Redland Bay depicts non-standard items including upgraded porcelain tiling, upgraded 20mm Caesarstone® island benchtop with waterfall ends, matte black sink mixer, cabinetry finishes and handles, upgraded splashback tiling, 900mm appliances, feature lighting, ceiling height, cornerless stacker doors, recessed door tracks, outdoor fan and other items which Coral Homes may not offer or are subject to additional charge. Items such as homewares, furniture, outdoor tiling, built-in seating, landscaping and fencing are not supplied by Coral Homes. Speak with your New Home Consultant for more details.

Floorplan and lot width based on Designer facade. Floorplan is indicative only, conceptual in nature and subject to change without notice. Floorplan may depict features and/or other products which are not included in the house design, not included in the house price and/or not available from Coral Homes. All measurements are in millimetres unless otherwise stated. Floorplan measurements are approximate and are not to scale. Lot width is a guide only and may change due to developer covenants and Local Authority guidelines. For more information speak to your Coral Homes New Home Consultant. © Coral Homes Pty Ltd.

# Milan 242Q

4 | 3 | 2 | 2

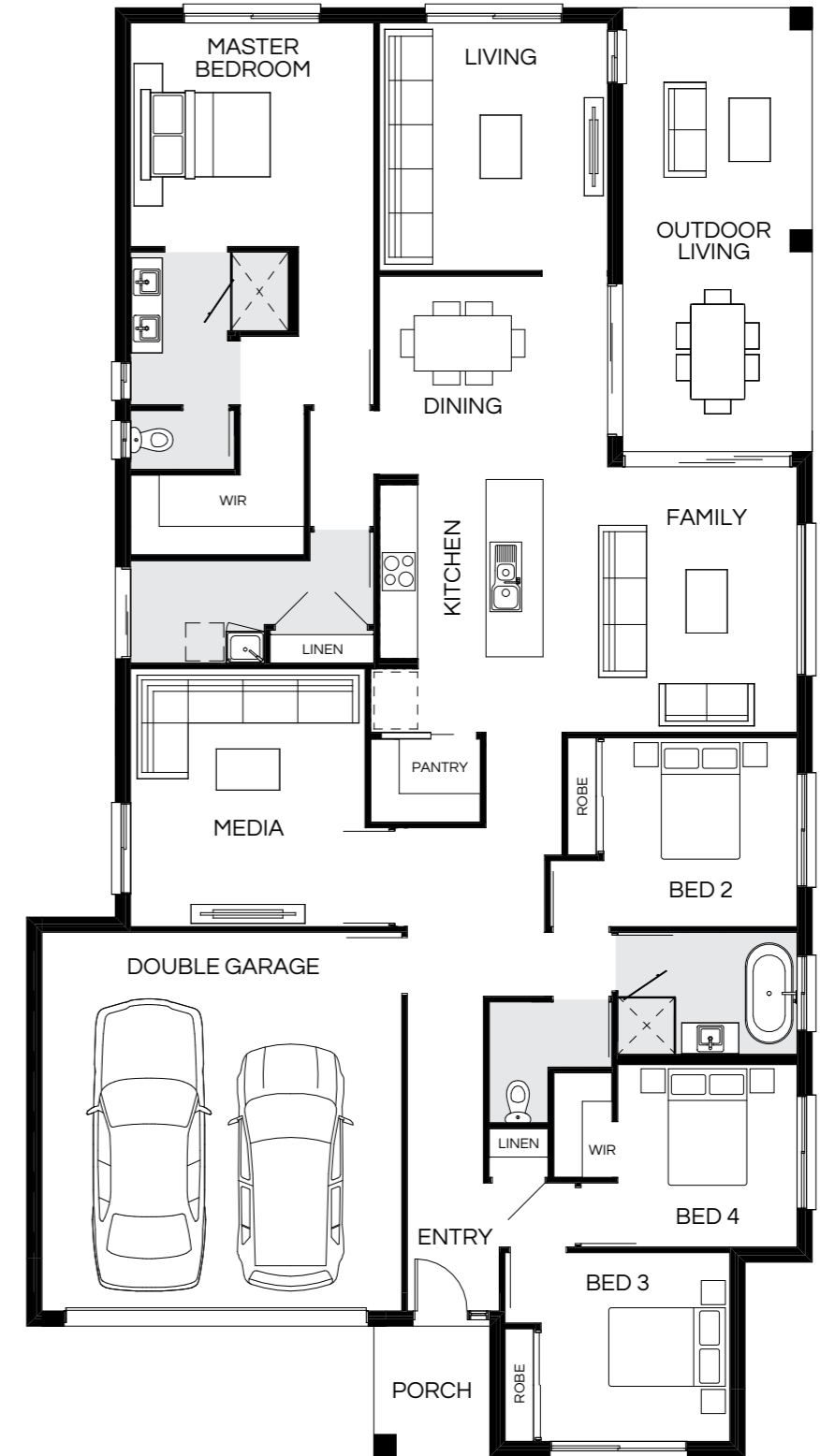


|            |             |        |             |         |             |                  |                                |
|------------|-------------|--------|-------------|---------|-------------|------------------|--------------------------------|
| Master Bed | 3500 x 3820 | Dining | 3220 x 4230 | Outdoor | 3290 x 3070 | House Length     | 22.38m                         |
| Bed 2      | 3000 x 3405 | Family | 4020 x 4630 |         |             | House Width      | 12.50m                         |
| Bed 3      | 2900 x 3000 | Living | 3730 x 4230 |         |             | House Area       | 242.69m <sup>2</sup> (26.12sq) |
| Bed 4      | 2900 x 2900 | Media  | 3620 x 3680 |         |             | <b>Lot width</b> | <b>14m+</b>                    |

Floorplan and lot width based on Designer facade. Floorplan is indicative only, conceptual in nature and subject to change without notice. Floorplan may depict features and/or other products which are not included in the house design, not included in the house price and/or not available from Coral Homes. All measurements are in millimetres unless otherwise stated. Floorplan measurements are approximate and are not to scale. Lot width is a guide only and may change due to developer covenants and Local Authority guidelines. For more information speak to your Coral Homes New Home Consultant. © Coral Homes Pty Ltd.

# Milan 249Q

4 | 3 | 2 | 2

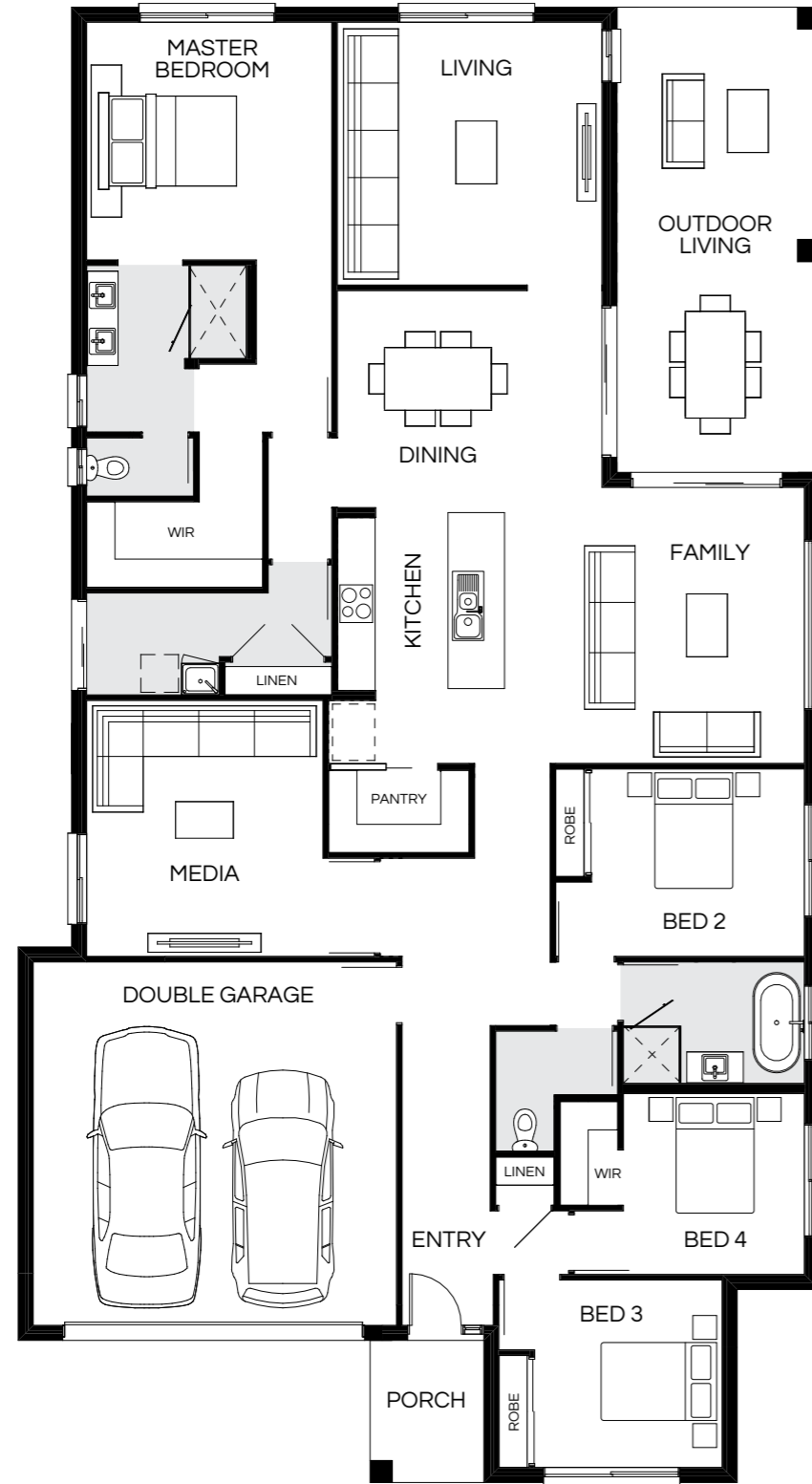


|            |             |        |             |         |             |                  |                                |
|------------|-------------|--------|-------------|---------|-------------|------------------|--------------------------------|
| Master Bed | 3550 x 3860 | Dining | 3220 x 3620 | Outdoor | 7010 x 2990 | House Length     | 22.88m                         |
| Bed 2      | 3000 x 3070 | Family | 4210 x 4020 |         |             | House Width      | 12.40m                         |
| Bed 3      | 3000 x 3000 | Living | 3930 x 3620 |         |             | House Area       | 249.07m <sup>2</sup> (26.81sq) |
| Bed 4      | 2900 x 2850 | Media  | 4090 x 3720 |         |             | <b>Lot width</b> | <b>14m+</b>                    |

Floorplan and lot width based on Designer facade. Floorplan is indicative only, conceptual in nature and subject to change without notice. Floorplan may depict features and/or other products which are not included in the house design, not included in the house price and/or not available from Coral Homes. All measurements are in millimetres unless otherwise stated. Floorplan measurements are approximate and are not to scale. Lot width is a guide only and may change due to developer covenants and Local Authority guidelines. For more information speak to your Coral Homes New Home Consultant. © Coral Homes Pty Ltd.

# Milan 269Q

4 | 3 | 2 | 2

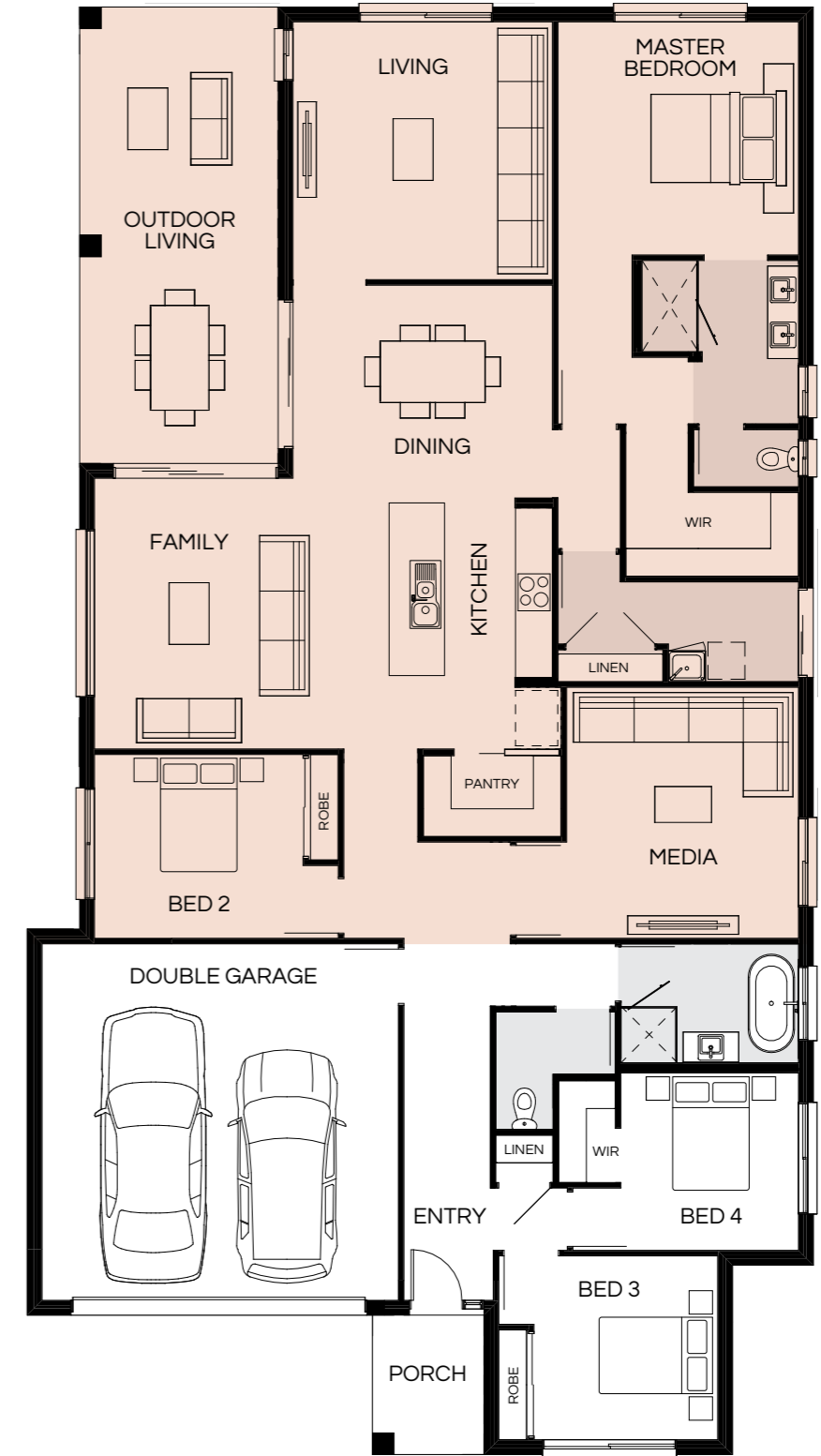


|            |             |        |             |         |             |                  |                                |
|------------|-------------|--------|-------------|---------|-------------|------------------|--------------------------------|
| Master Bed | 3800 x 3920 | Dining | 3540 x 4230 | Outdoor | 7400 x 3220 | House Length     | 23.47m                         |
| Bed 2      | 3000 x 3405 | Family | 4410 x 4780 |         |             | House Width      | 12.75m                         |
| Bed 3      | 3000 x 3000 | Living | 4200 x 4230 |         |             | House Area       | 269.86m <sup>2</sup> (29.05sq) |
| Bed 4      | 2900 x 2900 | Media  | 4090 x 3780 |         |             | <b>Lot width</b> | <b>14m+</b>                    |

Floorplan and lot width based on Designer facade. Floorplan is indicative only, conceptual in nature and subject to change without notice. Floorplan may depict features and/or other products which are not included in the house design, not included in the house price and/or not available from Coral Homes. All measurements are in millimetres unless otherwise stated. Floorplan measurements are approximate and are not to scale. Lot width is a guide only and may change due to developer covenants and Local Authority guidelines. For more information speak to your Coral Homes New Home Consultant. © Coral Homes Pty Ltd.

# Milan 269Q

4 | 3 | 2 | 2



|            |             |        |             |         |             |                  |                                |
|------------|-------------|--------|-------------|---------|-------------|------------------|--------------------------------|
| Master Bed | 3800 x 3920 | Dining | 3540 x 4230 | Outdoor | 7400 x 3220 | House Length     | 23.47m                         |
| Bed 2      | 3000 x 3405 | Family | 4410 x 4790 |         |             | House Width      | 12.75m                         |
| Bed 3      | 3000 x 3000 | Living | 4200 x 4230 |         |             | House Area       | 269.86m <sup>2</sup> (29.05sq) |
| Bed 4      | 2900 x 2900 | Media  | 4090 x 3780 |         |             | <b>Lot width</b> | <b>14m+</b>                    |

Floorplan and lot width based on Designer facade. Floorplan is indicative only, conceptual in nature and subject to change without notice. Floorplan may depict features and/or other products which are not included in the house design, not included in the house price and/or not available from Coral Homes. All measurements are in millimetres unless otherwise stated. Floorplan measurements are approximate and are not to scale. Lot width is a guide only and may change due to developer covenants and Local Authority guidelines. For more information speak to your Coral Homes New Home Consultant. © Coral Homes Pty Ltd.

# Milan Facades

12.5m+ Lot Width



Scan  
to view  
full facade  
range

Newport



Pavilion



East Hamptons



Shoreline Facade with Colorbond® Roof



Facade depicts upgraded features that may not be available in all home designs. Speak with your New Home Consultant for full details on standard inclusions and available facade options.

Mornington



Designer



All facade images are intended as a guide only and may depict non-standard items such as feature stone, feature brickwork, timber-look paneling, render finish, upgraded garage door colour, two or more paint colours, upgraded entry door, upgraded windows, feature lighting and other items which Coral Homes may not offer or may be subject to additional charge. Facades are indicative only, conceptual in nature and are subject to design changes without notice. Reduced eaves may be utilized subject to lot width requirements. External works such as driveways, landscaping and fencing are not supplied by Coral Homes. For accurate and current information, including house-specific facade drawings, please speak with your Coral Homes New Home Consultant.

All facade images are intended as a guide only and may depict non-standard items such as feature stone, feature brickwork, timber-look paneling, render finish, upgraded garage door colour, two or more paint colours, upgraded entry door, upgraded windows, feature lighting and other items which Coral Homes may not offer or may be subject to additional charge. Facades are indicative only, conceptual in nature and are subject to design changes without notice. Reduced eaves may be utilized subject to lot width requirements. External works such as driveways, landscaping and fencing are not supplied by Coral Homes. For accurate and current information, including house-specific facade drawings, please speak with your Coral Homes New Home Consultant.

# Milan Facades

14m+ Lot Width



Scan  
to view  
full facade  
range

Coastal Display Facade



Display facade depicts upgraded features that may not be available in all home designs. Speak with your New Home Consultant for full details on standard inclusions and available facade options.

East Hamptons



Lodge Display Facade



Display facade depicts upgraded features that may not be available in all home designs. Speak with your New Home Consultant for full details on standard inclusions and available facade options.

Pavilion



Hamptons



Designer



Display facade images depict feature cladding and render finish, upgraded entry door, two external paint colours, upgraded feature brickwork, upgraded windows and furnishings, feature lighting and other items which Coral Homes may not offer or may be subject to additional charge. All facade images are intended as a guide only and may depict non-standard items such as feature stone, feature brickwork, timber-look panelling, render finish, upgraded garage door colour, two or more paint colours, upgraded entry door, upgraded windows, feature lighting and other items which Coral Homes may not offer or may be subject to additional charge. Facades are indicative only, conceptual in nature and are subject to design changes without notice. Reduced eaves may be utilized subject to lot width requirements. External works such as driveways, landscaping and fencing are not supplied by Coral Homes. For accurate and current information, including house-specific facade drawings, please speak with your Coral Homes New Home Consultant.

All facade images are intended as a guide only and may depict non-standard items such as feature stone, feature brickwork, timber-look panelling, render finish, upgraded garage door colour, two or more paint colours, upgraded entry door, upgraded windows, feature lighting and other items which Coral Homes may not offer or may be subject to additional charge. Facades are indicative only, conceptual in nature and are subject to design changes without notice. Reduced eaves may be utilized subject to lot width requirements. External works such as driveways, landscaping and fencing are not supplied by Coral Homes. For accurate and current information, including house-specific facade drawings, please speak with your Coral Homes New Home Consultant.

# Noosville Series

Designed to suit 12m+ lot widths, the Noosville Series has something for everyone. The Noosville Series provides relaxed, functional living with great features such as a study nook, walk-in robes in most bedrooms and two living rooms. Browse through the range of single storey floorplans and facades to find your match.



Scan to view series

Noosville (Crest Display Facade) – Springfield Rise, Spring Mountain


On display



Noosville – Springfield Rise, Spring Mountain



Noosville – Springfield Rise, Spring Mountain



Photography from Noosville at Springfield Rise, Spring Mountain depicts non-standard items including upgraded porcelain tiling, cabinetry finishes, upgraded splashback tiling, 900mm appliances, feature lighting, stacker doors, outdoor fan, raked and square set ceiling, ceiling height and other items which Coral Homes may not offer or are subject to additional charge. Items such as homewares, furniture and refrigerators are not supplied by Coral Homes. Speak with your New Home Consultant for more details.

Photography from Noosville at Springfield Rise, Spring Mountain depicts non-standard facade and items including feature stone, upgraded entry door, two external paint colours, upgraded windows and furnishings, upgraded porcelain tiling, cabinetry finishes, upgraded splashback tiling, 900mm appliances, feature lighting, stacker doors, raked and square set ceiling, ceiling height and other items which Coral Homes may not offer or are subject to additional charge. Items such as homewares, furniture, driveways, outdoor tiling, landscaping and fencing are not supplied by Coral Homes. Speak with your New Home Consultant for more details.

On display

Most popular

# Noosaville 226Q

4 | 2 | 2.5 | 2



|            |             |        |             |         |             |                  |                                |
|------------|-------------|--------|-------------|---------|-------------|------------------|--------------------------------|
| Master Bed | 4400 x 3580 | Dining | 4120 x 3210 | Outdoor | 4470 x 3430 | House Length     | 22.67m                         |
| Bed 2      | 2900 x 3180 | Family | 5410 x 3760 |         |             | House Width      | 10.98m                         |
| Bed 3      | 2900 x 3000 | Living | 4070 x 3290 |         |             | House Area       | 226.53m <sup>2</sup> (24.38sq) |
| Bed 4      | 3030 x 3030 |        |             |         |             | <b>Lot width</b> | <b>12.5m+</b>                  |

Floorplan and lot width based on Designer facade. Floorplan is indicative only, conceptual in nature and subject to change without notice. Floorplan may depict features and/or other products which are not included in the house design, not included in the house price and/or not available from Coral Homes. All measurements are in millimetres unless otherwise stated. Floorplan measurements are approximate and are not to scale. Lot width is a guide only and may change due to developer covenants and Local Authority guidelines. For more information speak to your Coral Homes New Home Consultant. © Coral Homes Pty Ltd.

# Noosaville 228Q

4 | 2 | 2.5 | 2



|            |             |        |             |         |             |                  |                                |
|------------|-------------|--------|-------------|---------|-------------|------------------|--------------------------------|
| Master Bed | 4500 x 3450 | Dining | 4260 x 3120 | Outdoor | 4570 x 3330 | House Length     | 23.41m                         |
| Bed 2      | 3100 x 3130 | Family | 5610 x 3530 |         |             | House Width      | 10.75m                         |
| Bed 3      | 3100 x 3000 | Living | 4220 x 3115 |         |             | House Area       | 228.20m <sup>2</sup> (24.56sq) |
| Bed 4      | 3180 x 2850 |        |             |         |             | <b>Lot width</b> | <b>12m+</b>                    |

Floorplan and lot width based on Designer facade. Floorplan is indicative only, conceptual in nature and subject to change without notice. Floorplan may depict features and/or other products which are not included in the house design, not included in the house price and/or not available from Coral Homes. All measurements are in millimetres unless otherwise stated. Floorplan measurements are approximate and are not to scale. Lot width is a guide only and may change due to developer covenants and Local Authority guidelines. For more information speak to your Coral Homes New Home Consultant. © Coral Homes Pty Ltd.

Noosaville – Springfield Rise, Spring Mountain



Noosaville – Springfield Rise, Spring Mountain



# Noosaville 239Q

4 | 2 | 2.5 | 2



|            |             |        |             |         |             |                  |                                |
|------------|-------------|--------|-------------|---------|-------------|------------------|--------------------------------|
| Master Bed | 4040 x 3930 | Dining | 3260 x 3930 | Outdoor | 5030 x 4060 | House Length     | 22.10m                         |
| Bed 2      | 3000 x 3100 | Family | 4700 x 3860 |         |             | House Width      | 11.25m                         |
| Bed 3      | 2930 x 3120 | Living | 4340 x 3460 |         |             | House Area       | 239.77m <sup>2</sup> (25.82sq) |
| Bed 4      | 3200 x 3250 |        |             |         |             | <b>Lot width</b> | <b>13.5m+</b>                  |

Photography from Noosaville at Springfield Rise, Spring Mountain depicts non-standard items including upgraded porcelain tiling, cabinetry finishes, upgraded splashback tiling, 900mm appliances, feature lighting, upgraded carpet, stacker doors and furnishings, outdoor fan, raked and square set ceiling, ceiling height and other items which Coral Homes may not offer or are subject to additional charge. Items such as homewares, furniture, outdoor tiling, landscaping and fencing are not supplied by Coral Homes. Speak with your New Home Consultant for more details.

Floorplan and lot width based on Designer facade. Floorplan is indicative only, conceptual in nature and subject to change without notice. Floorplan may depict features and/or other products which are not included in the house design, not included in the house price and/or not available from Coral Homes. All measurements are in millimetres unless otherwise stated. Floorplan measurements are approximate and are not to scale. Lot width is a guide only and may change due to developer covenants and Local Authority guidelines. For more information speak to your Coral Homes New Home Consultant. © Coral Homes Pty Ltd.

# Noosaville 240Q

4 | 2 | 2.5 | 2




|            |             |        |             |         |             |                  |                                |
|------------|-------------|--------|-------------|---------|-------------|------------------|--------------------------------|
| Master Bed | 3950 x 3730 | Dining | 4260 x 3380 | Outdoor | 5020 x 3550 | House Length     | 23.20m                         |
| Bed 2      | 3000 x 3040 | Family | 5510 x 3980 |         |             | House Width      | 11.25m                         |
| Bed 3      | 3000 x 3050 | Living | 4210 x 3560 |         |             | House Area       | 240.27m <sup>2</sup> (25.86sq) |
| Bed 4      | 3030 x 3300 |        |             |         |             | <b>Lot width</b> | <b>12.5m+</b>                  |

Floorplan and lot width based on Designer facade. Floorplan is indicative only, conceptual in nature and subject to change without notice. Floorplan may depict features and/or other products which are not included in the house design, not included in the house price and/or not available from Coral Homes. All measurements are in millimetres unless otherwise stated. Floorplan measurements are approximate and are not to scale. Lot width is a guide only and may change due to developer covenants and Local Authority guidelines. For more information speak to your Coral Homes New Home Consultant. © Coral Homes Pty Ltd.



Noosaville – Harmony Estate, Palmview



Noosaville – Harmony Estate, Palmview

Photography from Noosaville at Harmony Estate, Palmview depicts non-standard items including upgraded porcelain tiling, upgraded 20mm Caesarstone® island benchtop with waterfall ends, cabinetry profiles and finishes, upgraded splashback tiling, 900mm appliances, feature lighting, stacker doors and furnishings, upgraded carpet, outdoor fan, raked and square set ceiling, ceiling height and other items which Coral Homes may not offer or are subject to additional charge. Items such as homewares, furniture, wallpaper, outdoor tiling, landscaping and fencing are not supplied by Coral Homes. Speak with your New Home Consultant for more details.

# Noosaville Facades

12m+ Lot Width



Scan  
to view  
full facade  
range

Coastal Display Facade



Display facade depicts upgraded features that may not be available in all home designs. Speak with your New Home Consultant for full details on standard inclusions and available facade options.

Hamptons



Crest Display Facade



Display facade depicts upgraded features that may not be available in all home designs. Speak with your New Home Consultant for full details on standard inclusions and available facade options.

Pavilion



East Hamptons Display Facade



Display facade depicts upgraded features that may not be available in all home designs. Speak with your New Home Consultant for full details on standard inclusions and available facade options.

Designer



Display facade images depict feature cladding and render finish, feature stone, upgraded entry door, two external paint colours, feature windows and furnishings, feature lighting and other items which Coral Homes may not offer or may be subject to additional charge. All facade images are intended as a guide only and may depict non-standard items such as feature stone, feature brickwork, timber-look panelling, render finish, upgraded garage door colour, two or more paint colours, upgraded entry door, upgraded windows, feature lighting and other items which Coral Homes may not offer or may be subject to additional charge. Facades are indicative only, conceptual in nature and are subject to design changes without notice. Reduced eaves may be utilized subject to lot width requirements. External works such as driveways, landscaping and fencing are not supplied by Coral Homes. For accurate and current information, including house-specific facade drawings, please speak with your Coral Homes New Home Consultant.

All facade images are intended as a guide only and may depict non-standard items such as feature stone, feature brickwork, timber-look panelling, render finish, upgraded garage door colour, two or more paint colours, upgraded entry door, upgraded windows, feature lighting and other items which Coral Homes may not offer or may be subject to additional charge. Facades are indicative only, conceptual in nature and are subject to design changes without notice. Reduced eaves may be utilized subject to lot width requirements. External works such as driveways, landscaping and fencing are not supplied by Coral Homes. For accurate and current information, including house-specific facade drawings, please speak with your Coral Homes New Home Consultant.

# Santorini Series

The spacious Santorini Series is designed for comfortable and easy living, with multiple open-plan living areas, four bedrooms, and a stylish alfresco perfect for entertaining. The home's layout is thoughtfully crafted, offering versatility and comfort for everyone. With various floorplan design and facade options available, the Santorini Series perfectly complements a range of preferences and needs.




Scan to view series

Santorini (Hamptons Display Facade) – North Harbour Estate, Burpengary East

On display



Santorini – North Harbour Estate, Burpengary East



Santorini – North Harbour Estate, Burpengary East



Photography from Santorini at North Harbour Estate, Burpengary East depicts non-standard items including upgraded timber flooring, cabinetry profiles and finishes, upgraded splashback tiling, 900mm appliances, feature lighting, ceiling height and other items which Coral Homes may not offer or are subject to additional charge. Items such as homewares and furniture are not supplied by Coral Homes. Speak with your New Home Consultant for more details.

Photography from Santorini at North Harbour Estate, Burpengary East depicts non-standard facade and items including upgraded entry door, two external paint colours, upgraded windows and furnishings, feature lighting, upgraded timber flooring, cabinetry profiles and finishes, upgraded splashback tiling, 900mm appliances, feature lighting, upgraded family room window, ceiling height and other items which Coral Homes may not offer or are subject to additional charge. Items such as homewares, furniture, refrigerators, driveways, outdoor tiling, landscaping and fencing are not supplied by Coral Homes. Speak with your New Home Consultant for more details.

# Santorini 208Q

4 | 3 | 2 | 2

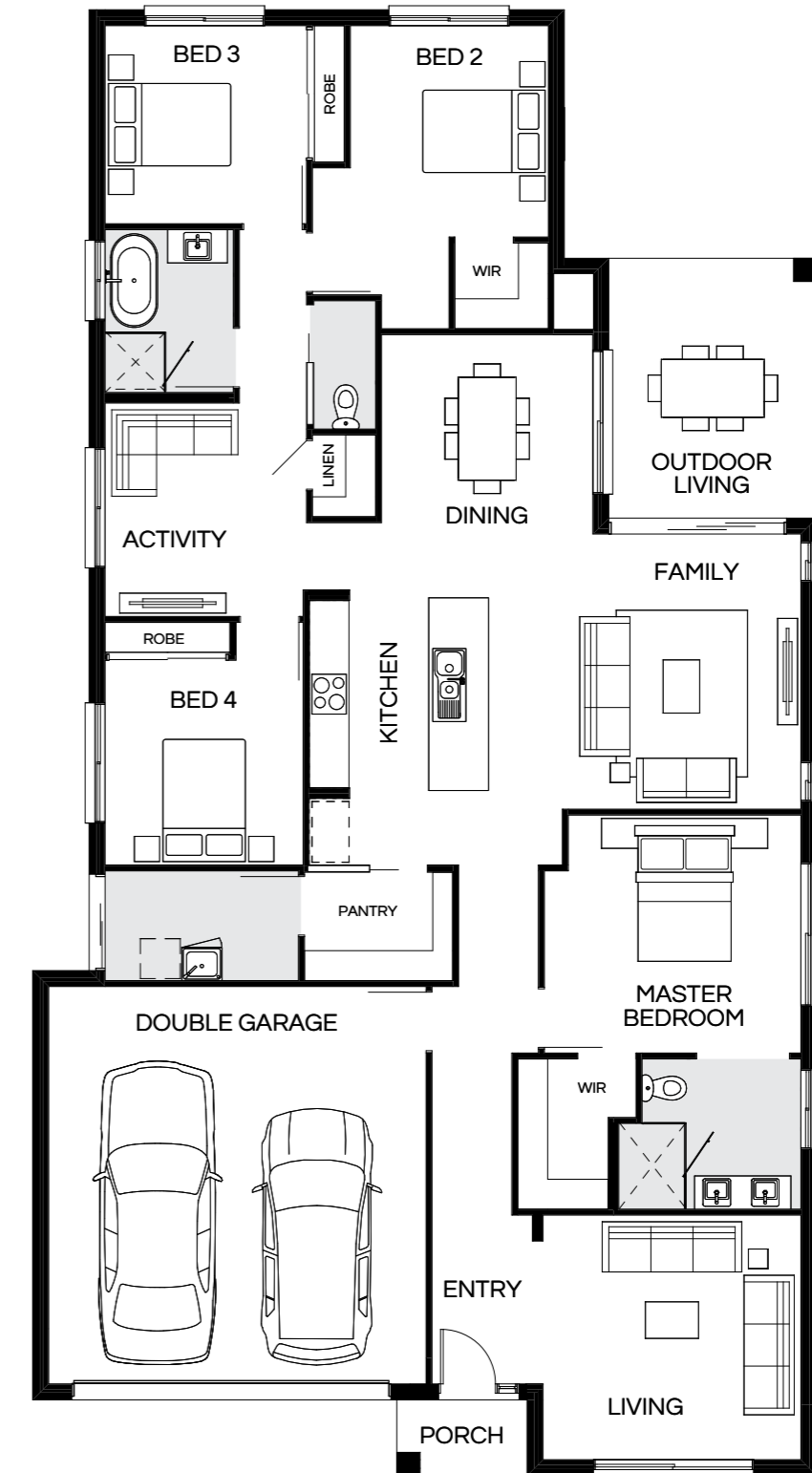


|            |             |          |             |         |             |                  |                                |
|------------|-------------|----------|-------------|---------|-------------|------------------|--------------------------------|
| Master Bed | 3500 x 3450 | Activity | 2880 x 3050 | Outdoor | 3370 x 2760 | House Length     | 21.71m                         |
| Bed 2      | 3000 x 3000 | Dining   | 3560 x 3020 |         |             | House Width      | 11.25m                         |
| Bed 3      | 2900 x 3050 | Family   | 4020 x 4160 |         |             | House Area       | 208.31m <sup>2</sup> (22.42sq) |
| Bed 4      | 3000 x 3000 | Living   | 3520 x 3470 |         |             | <b>Lot width</b> | <b>12.5m<sup>+</sup></b>       |

Floorplan and lot width based on Designer facade. Floorplan is indicative only, conceptual in nature and subject to change without notice. Floorplan may depict features and/or other products which are not included in the house design, not included in the house price and/or not available from Coral Homes. All measurements are in millimetres unless otherwise stated. Floorplan measurements are approximate and are not to scale. Lot width is a guide only and may change due to developer covenants and Local Authority guidelines. For more information speak to your Coral Homes New Home Consultant. © Coral Homes Pty Ltd.

# Santorini 227Q

4 | 3 | 2 | 2

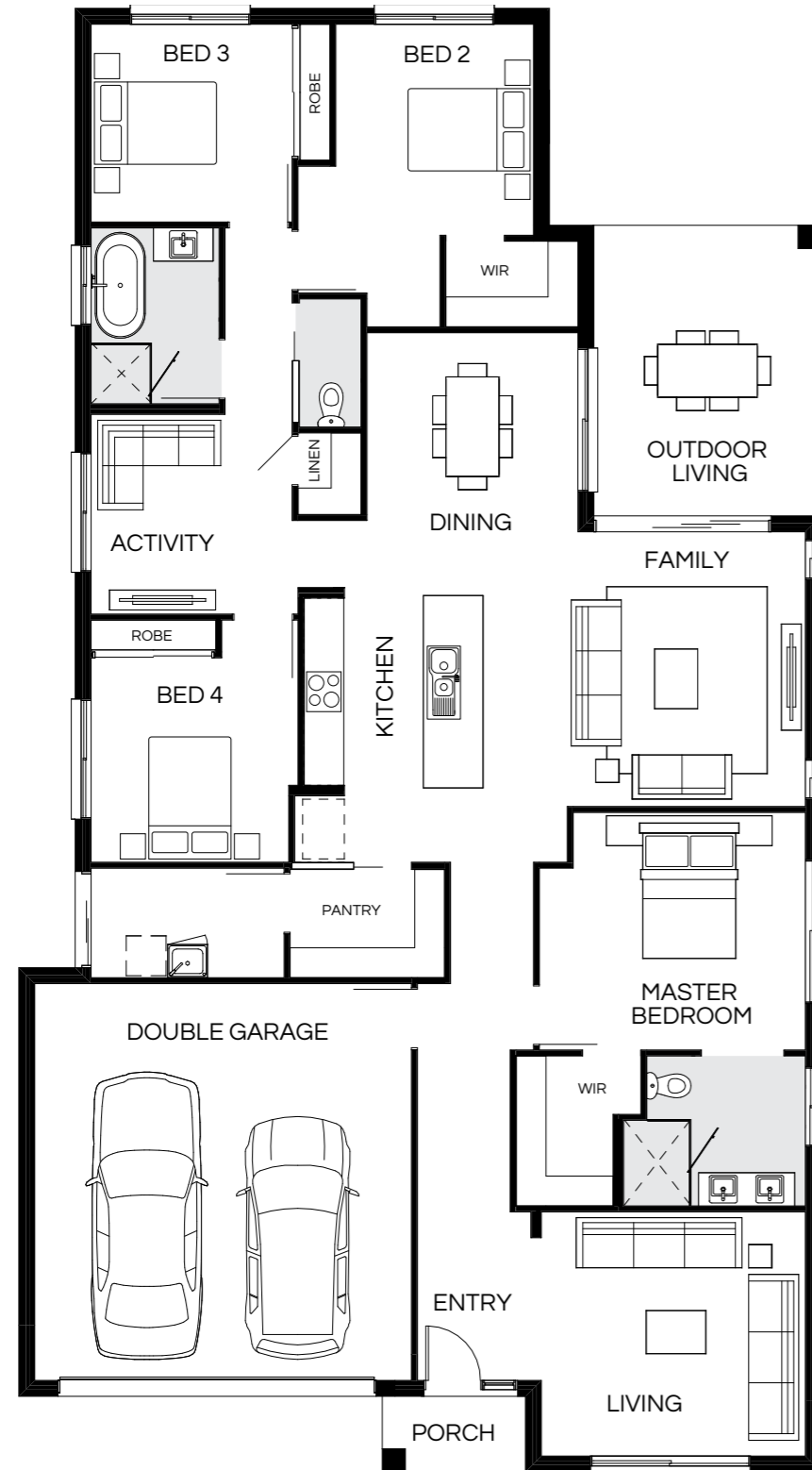


|            |             |          |             |         |             |                  |                                |
|------------|-------------|----------|-------------|---------|-------------|------------------|--------------------------------|
| Master Bed | 3600 x 3880 | Activity | 3230 x 3050 | Outdoor | 3130 x 3910 | House Length     | 22.06m                         |
| Bed 2      | 3000 x 3200 | Dining   | 3970 x 3200 |         |             | House Width      | 11.80m                         |
| Bed 3      | 3050 x 3000 | Family   | 4160 x 4710 |         |             | House Area       | 227.56m <sup>2</sup> (24.50sq) |
| Bed 4      | 3100 x 3000 | Living   | 3700 x 3900 |         |             | <b>Lot width</b> | <b>13.5m<sup>+</sup></b>       |

Floorplan and lot width based on Designer facade. Floorplan is indicative only, conceptual in nature and subject to change without notice. Floorplan may depict features and/or other products which are not included in the house design, not included in the house price and/or not available from Coral Homes. All measurements are in millimetres unless otherwise stated. Floorplan measurements are approximate and are not to scale. Lot width is a guide only and may change due to developer covenants and Local Authority guidelines. For more information speak to your Coral Homes New Home Consultant. © Coral Homes Pty Ltd.

# Santorini 234Q

4 | 3 | 2 | 2




|            |             |          |             |         |             |                  |                                |
|------------|-------------|----------|-------------|---------|-------------|------------------|--------------------------------|
| Master Bed | 3600 x 4030 | Activity | 3030 x 3140 | Outdoor | 4380 x 3430 | House Length     | 22.06m                         |
| Bed 2      | 3200 x 3000 | Dining   | 3970 x 3200 |         |             | House Width      | 12.10m                         |
| Bed 3      | 3000 x 3050 | Family   | 4160 x 4870 |         |             | House Area       | 234.98m <sup>2</sup> (25.29sq) |
| Bed 4      | 3100 x 3000 | Living   | 3700 x 4000 |         |             | <b>Lot width</b> | <b>14m+</b>                    |

Floorplan and lot width based on Designer facade. Floorplan is indicative only, conceptual in nature and subject to change without notice. Floorplan may depict features and/or other products which are not included in the house design, not included in the house price and/or not available from Coral Homes. All measurements are in millimetres unless otherwise stated. Floorplan measurements are approximate and are not to scale. Lot width is a guide only and may change due to developer covenants and Local Authority guidelines. For more information speak to your Coral Homes New Home Consultant. © Coral Homes Pty Ltd.

Santorini – North Harbour Estate, Burpengary East



Santorini – North Harbour Estate, Burpengary East

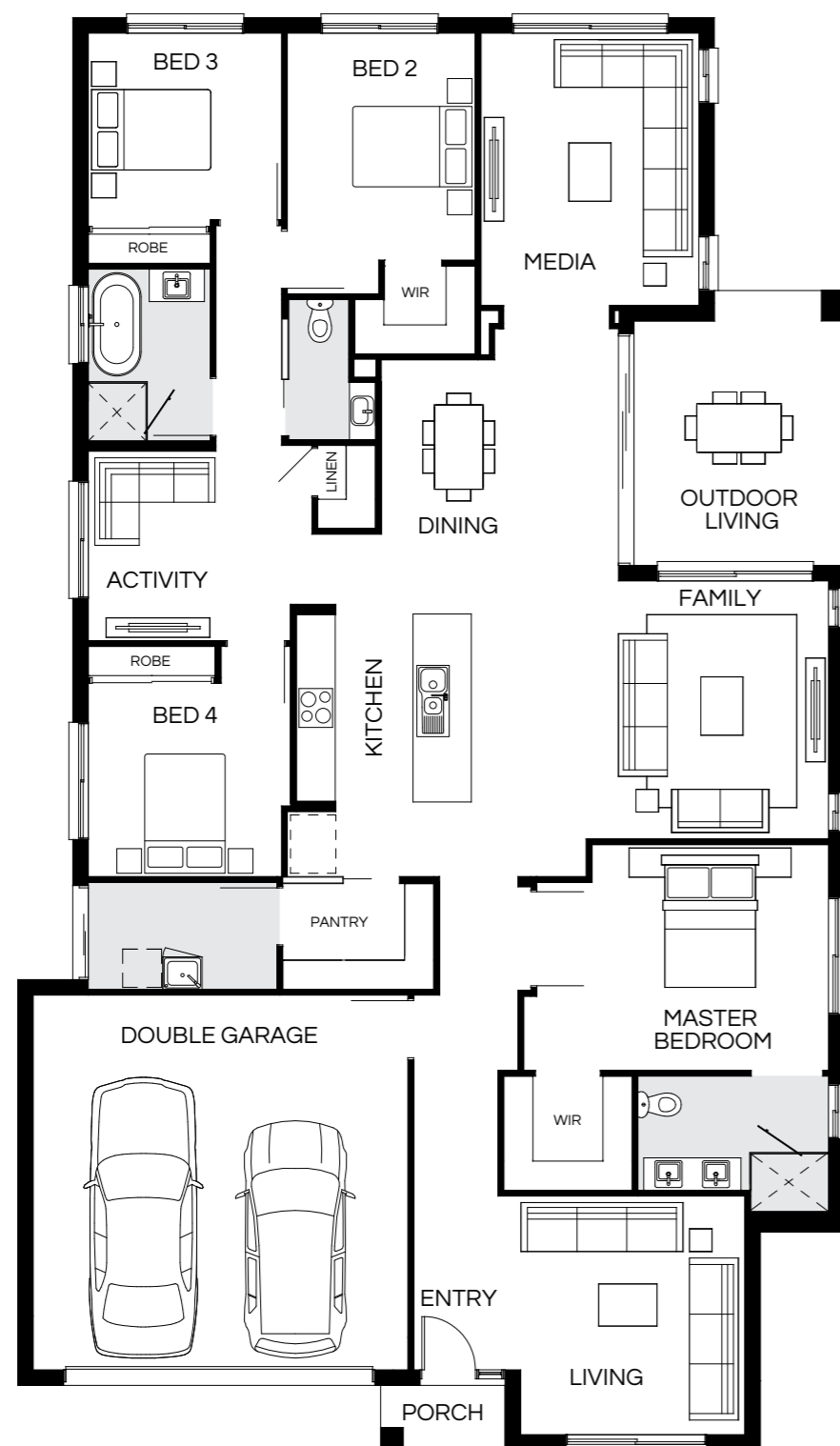


Photography from Santorini at North Harbour Estate, Burpengary East depicts non-standard items including upgraded timber flooring, cabinetry profiles and finishes, upgraded splashback tiling, 900mm appliances, feature lighting, upgraded carpet, windows and furnishings, feature lighting, built-in cabinetry, ceiling height and other items which Coral Homes may not offer or are subject to additional charge. Items such as homewares, furniture, refrigerators, wallpaper and landscaping are not supplied by Coral Homes. Speak with your New Home Consultant for more details.

Most popular

# Santorini 250Q

4 | 4 | 2.5 | 2



|            |             |          |             |         |             |                  |                                |
|------------|-------------|----------|-------------|---------|-------------|------------------|--------------------------------|
| Master Bed | 3500 x 4520 | Activity | 2940 x 3470 | Media   | 4220 x 3380 | House Length     | 22.10m                         |
| Bed 2      | 3520 x 2920 | Dining   | 3930 x 3680 | Outdoor | 4240 x 3240 | House Width      | 12.75m                         |
| Bed 3      | 3000 x 3000 | Family   | 4000 x 5520 |         |             | House Area       | 250.79m <sup>2</sup> (27.00sq) |
| Bed 4      | 3000 x 3140 | Living   | 3700 x 3480 |         |             | <b>Lot width</b> | <b>14m<sup>+</sup></b>         |

Floorplan and lot width based on Designer facade. Floorplan is indicative only, conceptual in nature and subject to change without notice. Floorplan may depict features and/or other products which are not included in the house design, not included in the house price and/or not available from Coral Homes. All measurements are in millimetres unless otherwise stated. Floorplan measurements are approximate and are not to scale. Lot width is a guide only and may change due to developer covenants and Local Authority guidelines. For more information speak to your Coral Homes New Home Consultant. © Coral Homes Pty Ltd.

Santorini – HomeWorld Thornton



Santorini – HomeWorld Thornton




Photography from Santorini at HomeWorld Thornton depicts non-standard items including upgraded porcelain tiling, upgraded 40mm Caesarstone® island benchtop and cabinetry profiles, upgraded splashback tiling, cabinetry handles, profiles and finishes, 900mm appliances, feature lighting, upgraded family room window, cornerless stacker doors, ceiling height, outdoor fan and other items which Coral Homes may not offer or are subject to additional charge. Items such as homewares, furniture, refrigerators, outdoor tiling, landscaping and fencing are not supplied by Coral Homes. Speak with your New Home Consultant for more details.



# Santorini 276Q

4 | 4 | 2.5 | 2



|            |             |          |             |         |             |                  |                                |
|------------|-------------|----------|-------------|---------|-------------|------------------|--------------------------------|
| Master Bed | 4400 x 3870 | Activity | 3310 x 3770 | Media   | 4150 x 3700 | House Length     | 23.45m                         |
| Bed 2      | 3600 x 3000 | Dining   | 4070 x 4080 | Outdoor | 4420 x 3240 | House Width      | 13.25m                         |
| Bed 3      | 3000 x 3000 | Family   | 4200 x 5240 |         |             | House Area       | 276.79m <sup>2</sup> (29.79sq) |
| Bed 4      | 3200 x 3200 | Living   | 3730 x 3850 |         |             | <b>Lot width</b> | <b>14.5m+</b>                  |

Photography from Santorini at HomeWorld Thornton depicts non-standard items including upgraded porcelain tiling, feature lighting, upgraded family room window, cornerless stacker doors, upgraded carpet, built-in wardrobe cabinetry, upgraded windows and furnishings, outdoor fan, ceiling height and other items which Coral Homes may not offer or are subject to additional charge. Items such as homewares, furniture, wallpaper, outdoor tiling, landscaping and fencing are not supplied by Coral Homes. Speak with your New Home Consultant for more details.

Floorplan and lot width based on Designer facade. Floorplan is indicative only, conceptual in nature and subject to change without notice. Floorplan may depict features and/or other products which are not included in the house design, not included in the house price and/or not available from Coral Homes. All measurements are in millimetres unless otherwise stated. Floorplan measurements are approximate and are not to scale. Lot width is a guide only and may change due to developer covenants and Local Authority guidelines. For more information speak to your Coral Homes New Home Consultant. © Coral Homes Pty Ltd.

# Santorini Facades

12.5m+ Lot Width



Scan  
to view  
full facade  
range

East Hamptons Display Facade



Display facade depicts upgraded features that may not be available in all home designs. Speak with your New Home Consultant for full details on standard inclusions and available facade options.

Shoreline



Hamptons Display Facade



Display facade depicts upgraded features that may not be available in all home designs. Speak with your New Home Consultant for full details on standard inclusions and available facade options.

St Kilda



Mornington



Designer



Display facade images depict render finish, cladding, upgraded entry door, two external paint colours, feature windows and furnishings, feature lighting, pergola and other items which Coral Homes may not offer or may be subject to additional charge. All facade images are intended as a guide only and may depict non-standard items such as feature stone, feature brickwork, timber-look panelling, render finish, upgraded garage door colour, two or more paint colours, upgraded entry door, upgraded windows, feature lighting and other items which Coral Homes may not offer or may be subject to additional charge. Facades are indicative only, conceptual in nature and are subject to design changes without notice. Reduced eaves may be utilized subject to lot width requirements. External works such as driveways, landscaping and fencing are not supplied by Coral Homes. For accurate and current information, including house-specific facade drawings, please speak with your Coral Homes New Home Consultant.

All facade images are intended as a guide only and may depict non-standard items such as feature stone, feature brickwork, timber-look panelling, render finish, upgraded garage door colour, two or more paint colours, upgraded entry door, upgraded windows, feature lighting and other items which Coral Homes may not offer or may be subject to additional charge. Facades are indicative only, conceptual in nature and are subject to design changes without notice. Reduced eaves may be utilized subject to lot width requirements. External works such as driveways, landscaping and fencing are not supplied by Coral Homes. For accurate and current information, including house-specific facade drawings, please speak with your Coral Homes New Home Consultant.

# Highlands Series

Acreage  
design

A contemporary take on acreage living, the Highlands Series is a collection of spacious single storey home designs built for wider blocks of land. With a large alfresco area and three main living spaces, the Highlands Series floorplans have an open-plan flow that brings the outside in.



Scan to view series



Highlands (Lodge Display Facade) – Everleigh, Greenbank

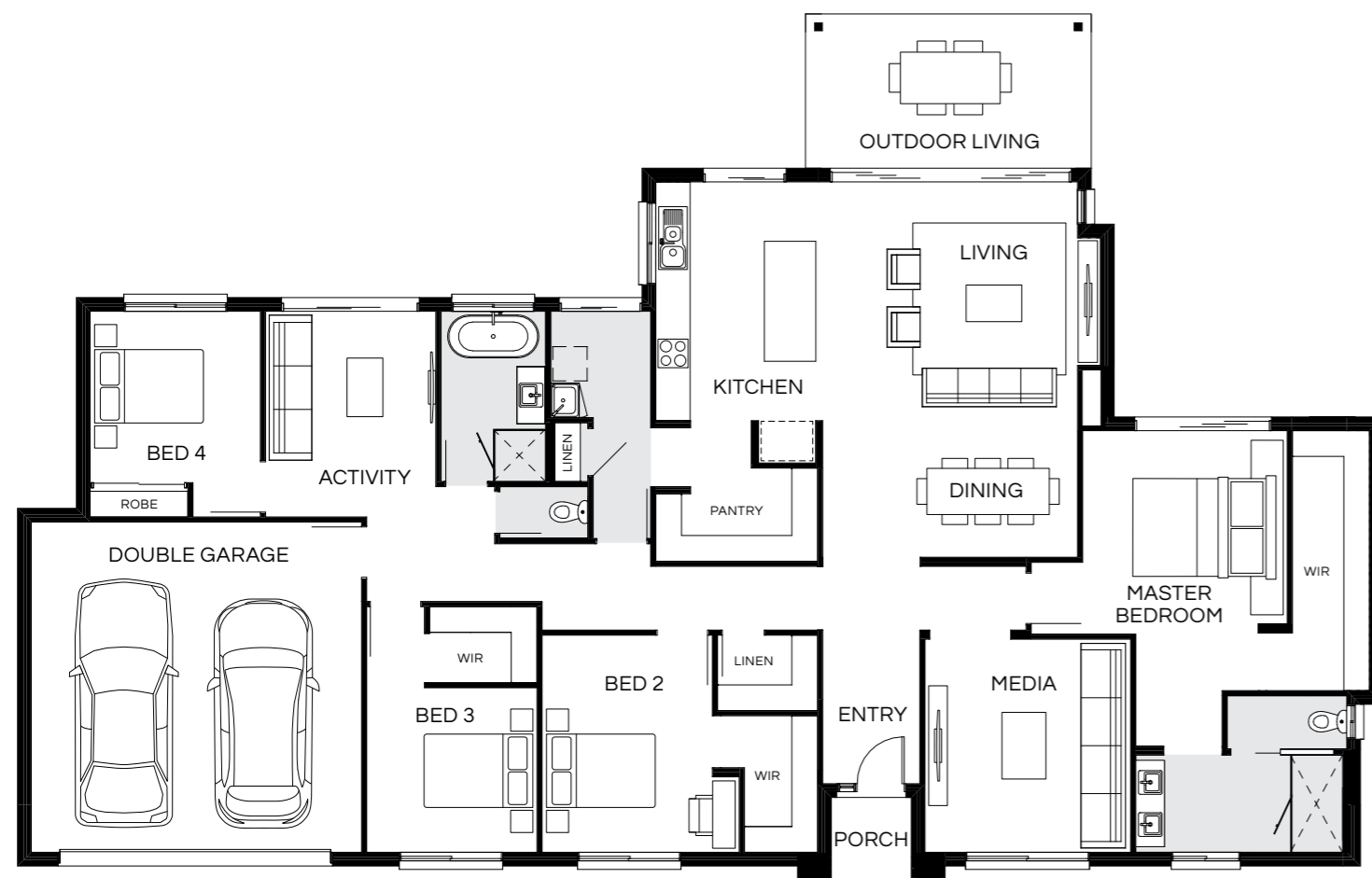


Photography from Highlands at Everleigh Estate, Greenbank depicts non-standard facade items including feature stone, brick, timber cladding, render finish, upgraded entry door and sidelight window, stained entry door frame, upgraded windows, window furnishings, french doors, timber finish on garage door, feature lighting, upgraded porcelain tiling, upgraded rangehood including feature shelf and rangehood enclosure, 900mm appliances, black tapware, undermount sink, upgraded splashback tiling, upgraded island benchtop with feature posts and shadowline projection, upgraded Caesarstone®,

cabinetry profiles, finishes and handles, feature stone and fireplace, built-in cabinetry, stacker doors and handles, raked and square set ceiling, ceiling height and other items which Coral Homes may not offer or are subject to additional charge. Items such as homewares, furniture, refrigerators, built-in BBQ, retaining walls, timber-look decking, outdoor tiling, timber pergola, brick feature wall, paved path and concrete driveway, landscaping, pools and fencing are not supplied by Coral Homes. Speak with your New Home Consultant for more details.

# Highlands 255Q

4 | 3 | 2 | 2

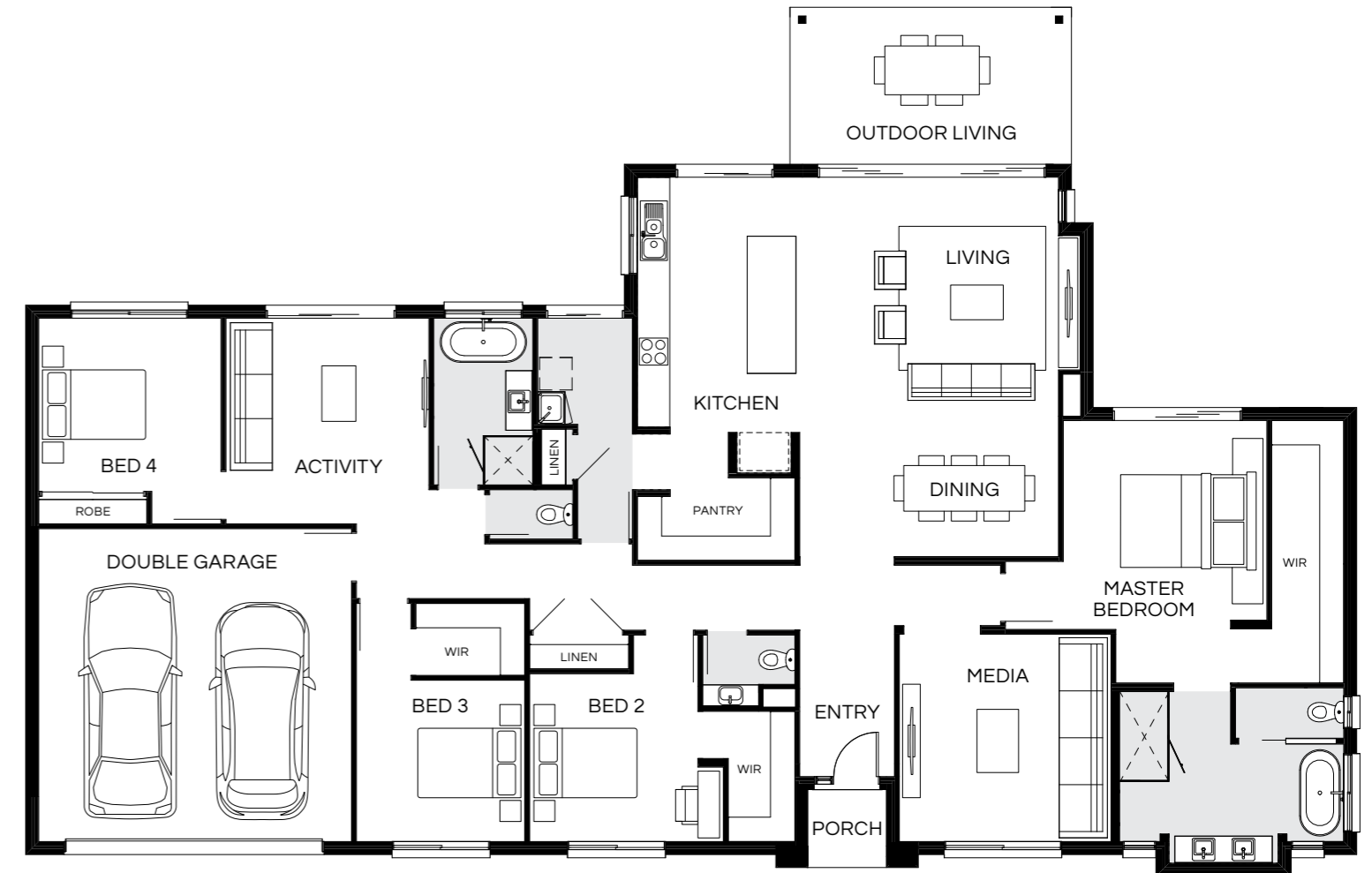


|            |             |          |             |         |             |                  |                                |
|------------|-------------|----------|-------------|---------|-------------|------------------|--------------------------------|
| Master Bed | 3580 x 3600 | Activity | 3620 x 3000 | Outdoor | 2700 x 5000 | House Length     | 15.155m                        |
| Bed 2      | 3820 x 3000 | Dining   | 2770 x 4480 |         |             | House Width      | 23.9m                          |
| Bed 3      | 2900 x 3000 | Living   | 3820 x 4590 |         |             | House Area       | 255.47m <sup>2</sup> (27.50sq) |
| Bed 4      | 3020 x 3000 | Media    | 3750 x 3620 |         |             | <b>Lot width</b> | <b>28m<sup>+</sup></b>         |

Floorplan and lot width based on Designer facade. Floorplan is indicative only, conceptual in nature and subject to change without notice. Floorplan may depict features and/or other products which are not included in the house design, not included in the house price and/or not available from Coral Homes. All measurements are in millimetres unless otherwise stated. Floorplan measurements are approximate and are not to scale. Lot width is a guide only and may change due to developer covenants and Local Authority guidelines. For more information speak to your Coral Homes New Home Consultant. © Coral Homes Pty Ltd.

# Highlands 279Q

4 | 3 | 2.5 | 2

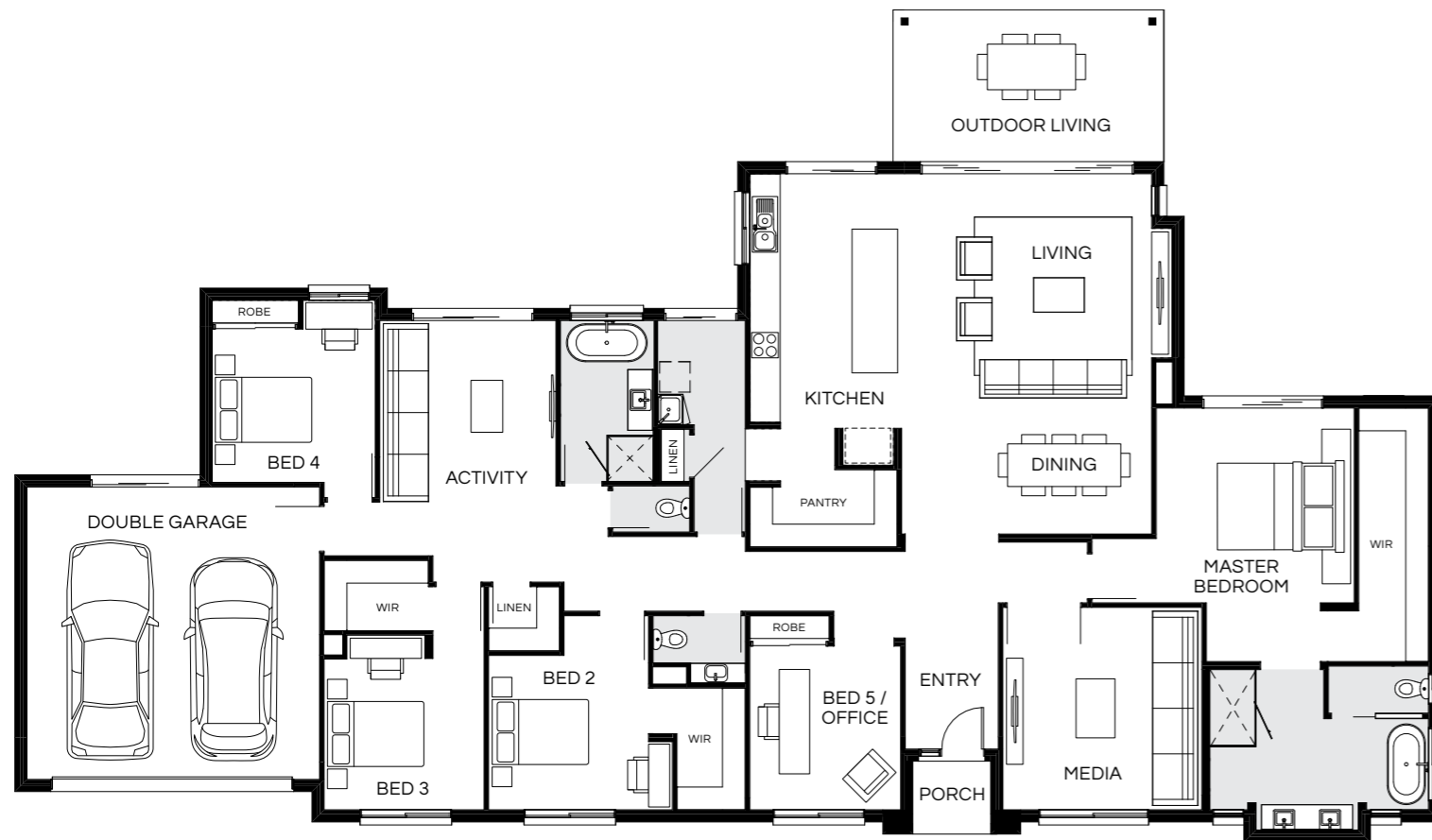


|            |             |          |             |         |             |                  |                                |
|------------|-------------|----------|-------------|---------|-------------|------------------|--------------------------------|
| Master Bed | 3880 x 3780 | Activity | 3820 x 3770 | Outdoor | 2900 x 5200 | House Length     | 16.055m                        |
| Bed 2      | 3120 x 3130 | Dining   | 2850 x 4800 |         |             | House Width      | 24.59m                         |
| Bed 3      | 3000 x 3130 | Living   | 4180 x 4800 |         |             | House Area       | 279.22m <sup>2</sup> (30.06sq) |
| Bed 4      | 3220 x 3390 | Media    | 3850 x 3930 |         |             | <b>Lot width</b> | <b>29m<sup>+</sup></b>         |

Floorplan and lot width based on Designer facade. Floorplan is indicative only, conceptual in nature and subject to change without notice. Floorplan may depict features and/or other products which are not included in the house design, not included in the house price and/or not available from Coral Homes. All measurements are in millimetres unless otherwise stated. Floorplan measurements are approximate and are not to scale. Lot width is a guide only and may change due to developer covenants and Local Authority guidelines. For more information speak to your Coral Homes New Home Consultant. © Coral Homes Pty Ltd.

# Highlands 305Q

5 | 3 | 2.5 | 2



|                |             |          |             |         |             |                  |                                |
|----------------|-------------|----------|-------------|---------|-------------|------------------|--------------------------------|
| Master Bed     | 3870 x 3930 | Activity | 4670 x 3500 | Outdoor | 3000 x 5350 | House Length     | 16.45m                         |
| Bed 2          | 3070 x 3180 | Dining   | 2940 x 4960 |         |             | House Width      | 28.17m                         |
| Bed 3          | 3000 x 3180 | Living   | 4200 x 5030 |         |             | House Area       | 305.92m <sup>2</sup> (32.93sq) |
| Bed 4          | 3050 x 3240 | Media    | 4020 x 3950 |         |             | <b>Lot width</b> | <b>32.5m<sup>+</sup></b>       |
| Bed 5 / Office | 3255 x 3000 |          |             |         |             |                  |                                |

Floorplan and lot width based on Designer facade. Floorplan is indicative only, conceptual in nature and subject to change without notice. Floorplan may depict features and/or other products which are not included in the house design, not included in the house price and/or not available from Coral Homes. All measurements are in millimetres unless otherwise stated. Floorplan measurements are approximate and are not to scale. Lot width is a guide only and may change due to developer covenants and Local Authority guidelines. For more information speak to your Coral Homes New Home Consultant. © Coral Homes Pty Ltd.



Photography from Highlands at Everleigh Estate, Greenbank depicts non-standard items including upgraded porcelain tiling, upgraded windows, upgraded rangehood including feature shelf and rangehood enclosure, 900mm appliances, matte black sink mixer, undermount sink, upgraded splashback tiling, upgraded island benchtop with feature posts and shadowline projection, upgraded Caesarstone®, built-in cabinetry, cabinetry profiles, finishes and handles, feature lighting, feature stone and fireplace, upgraded windows, stacker doors and handles, raked and square set ceiling, ceiling height and other items which Coral Homes may not offer or are subject to additional charge. Items such as homewares, furniture, refrigerators, built-in BBQ, retaining walls, timber-look decking, outdoor tiling, landscaping, pools and fencing are not supplied by Coral Homes. Speak with your New Home Consultant for more details.

Highlands – Everleigh, Greenbank



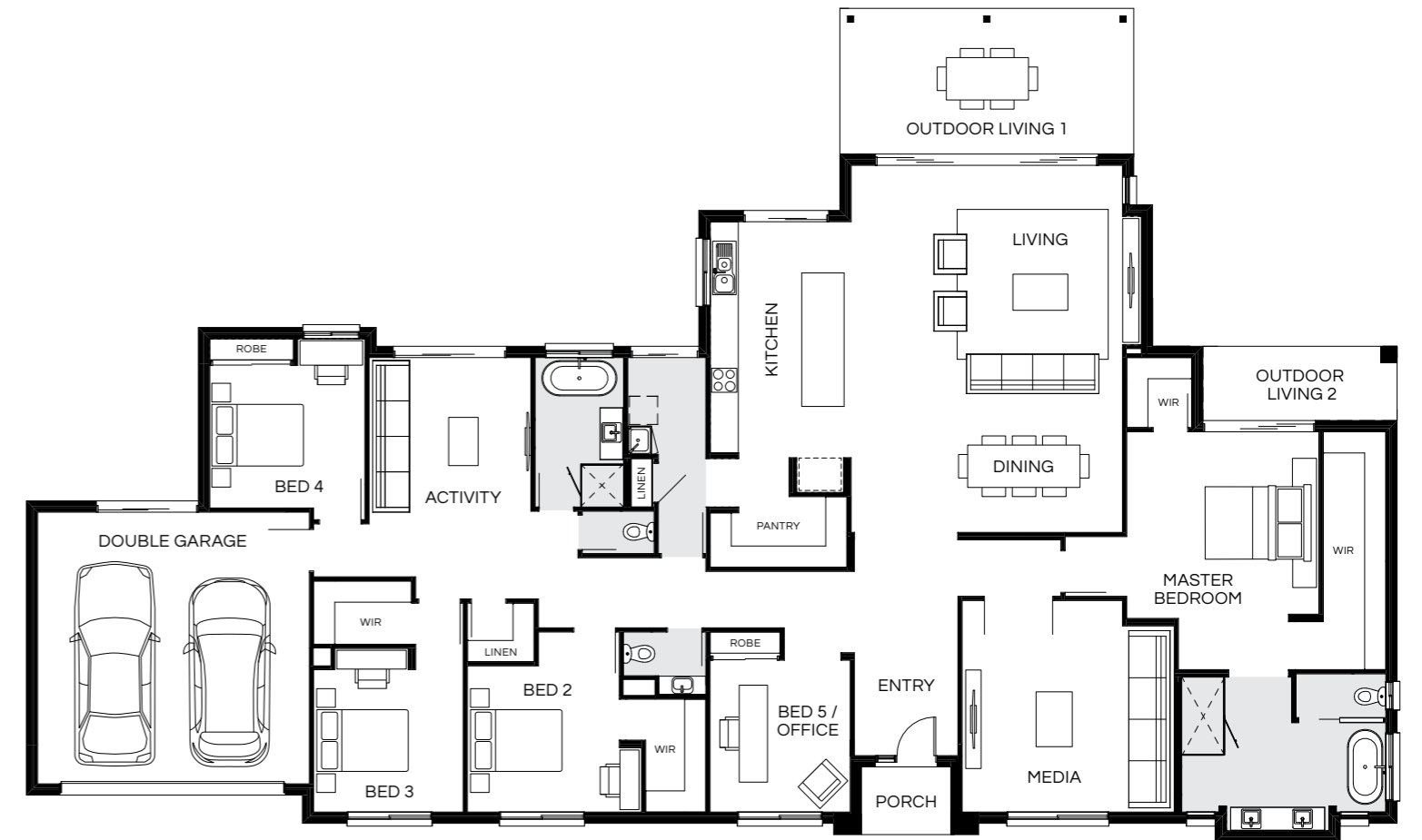
Highlands – Everleigh, Greenbank



# Highlands 338Q

Most popular

5 | 3 | 2.5 | 2



|                |             |          |             |           |             |                  |                                |
|----------------|-------------|----------|-------------|-----------|-------------|------------------|--------------------------------|
| Master Bed     | 3990 x 4110 | Activity | 4685 x 3460 | Outdoor 1 | 3100 x 6250 | House Length     | 17.74m                         |
| Bed 2          | 3130 x 3250 | Dining   | 3030 x 5790 | Outdoor 2 | 1580 x 4130 | House Width      | 29.15m                         |
| Bed 3          | 3050 x 3200 | Living   | 4800 x 5790 |           |             | House Area       | 338.44m <sup>2</sup> (36.43sq) |
| Bed 4          | 3050 x 3320 | Media    | 4520 x 4530 |           |             | <b>Lot width</b> | <b>33.5m<sup>+</sup></b>       |
| Bed 5 / Office | 3250 x 3000 |          |             |           |             |                  |                                |

Photography from Highlands at Everleigh Estate, Greenbank depicts non-standard items including upgraded carpet, feature lighting, upgraded porcelain tiling to floors and walls, upgraded non-standard height wall tiling, upgraded windows, window furnishings, cabinetry profiles, finishes and handles, matte black basin and freestanding bath mixers, upgraded mirrors, chrome bermuda smart tile, square set ceiling, ceiling height and other items which Coral Homes may not offer or are subject to additional charge. Items such as homewares and furniture are not supplied by Coral Homes. Speak with your New Home Consultant for more details.

Floorplan and lot width based on Designer facade. Floorplan is indicative only, conceptual in nature and subject to change without notice. Floorplan may depict features and/or other products which are not included in the house design, not included in the house price and/or not available from Coral Homes. All measurements are in millimetres unless otherwise stated. Floorplan measurements are approximate and are not to scale. Lot width is a guide only and may change due to developer covenants and Local Authority guidelines. For more information speak to your Coral Homes New Home Consultant. © Coral Homes Pty Ltd.

On display

# Highlands 371Q

5 | 4 | 4.5 | 2



|                |             |          |             |           |             |                  |                                |
|----------------|-------------|----------|-------------|-----------|-------------|------------------|--------------------------------|
| Master Bed     | 4400 x 4110 | Activity | 4385 x 3460 | Outdoor 1 | 3500 x 6250 | House Length     | 17.98m                         |
| Bed 2          | 3200 x 3150 | Dining   | 3110 x 5790 | Outdoor 2 | 1580 x 4130 | House Width      | 29.15m                         |
| Bed 3          | 3320 x 3150 | Living   | 5000 x 5790 |           |             | House Area       | 371.92m <sup>2</sup> (40.03sq) |
| Bed 4 / Office | 3200 x 3000 | Media    | 4170 x 4430 |           |             | <b>Lot width</b> | <b>33.5m+</b>                  |
| Bed 5          | 3030 x 3280 | Rumpus   | 4420 x 3630 |           |             |                  |                                |


Floorplan and lot width based on Designer facade. Floorplan is indicative only, conceptual in nature and subject to change without notice. Floorplan may depict features and/or other products which are not included in the house design, not included in the house price and/or not available from Coral Homes. All measurements are in millimetres unless otherwise stated. Floorplan measurements are approximate and are not to scale. Lot width is a guide only and may change due to developer covenants and Local Authority guidelines. For more information speak to your Coral Homes New Home Consultant. © Coral Homes Pty Ltd.



Highlands – The Fairways, Kensington Grove



Highlands – The Fairways, Kensington Grove



Photography from Highlands at The Fairways, Kensington Grove depicts non-standard items including upgraded timber flooring, kitchenette appliances – built-in dishwasher, oven, microwave and bar fridge, feature splashback tiling, built-in cabinetry and shelves, cabinetry profiles, finishes and handles, upgraded Caesarstone®, black tapware, undermount sink, glass insert door, upgraded door handles, ceiling height, stacker doors, window furnishings and other items which Coral Homes may not offer or are subject to additional charge. Items such as homewares, furniture, wallpaper, landscaping, pergola, outdoor tiling and fencing are not supplied by Coral Homes. Speak with your New Home Consultant for more details.

Highlands – The Fairways, Kensington Grove

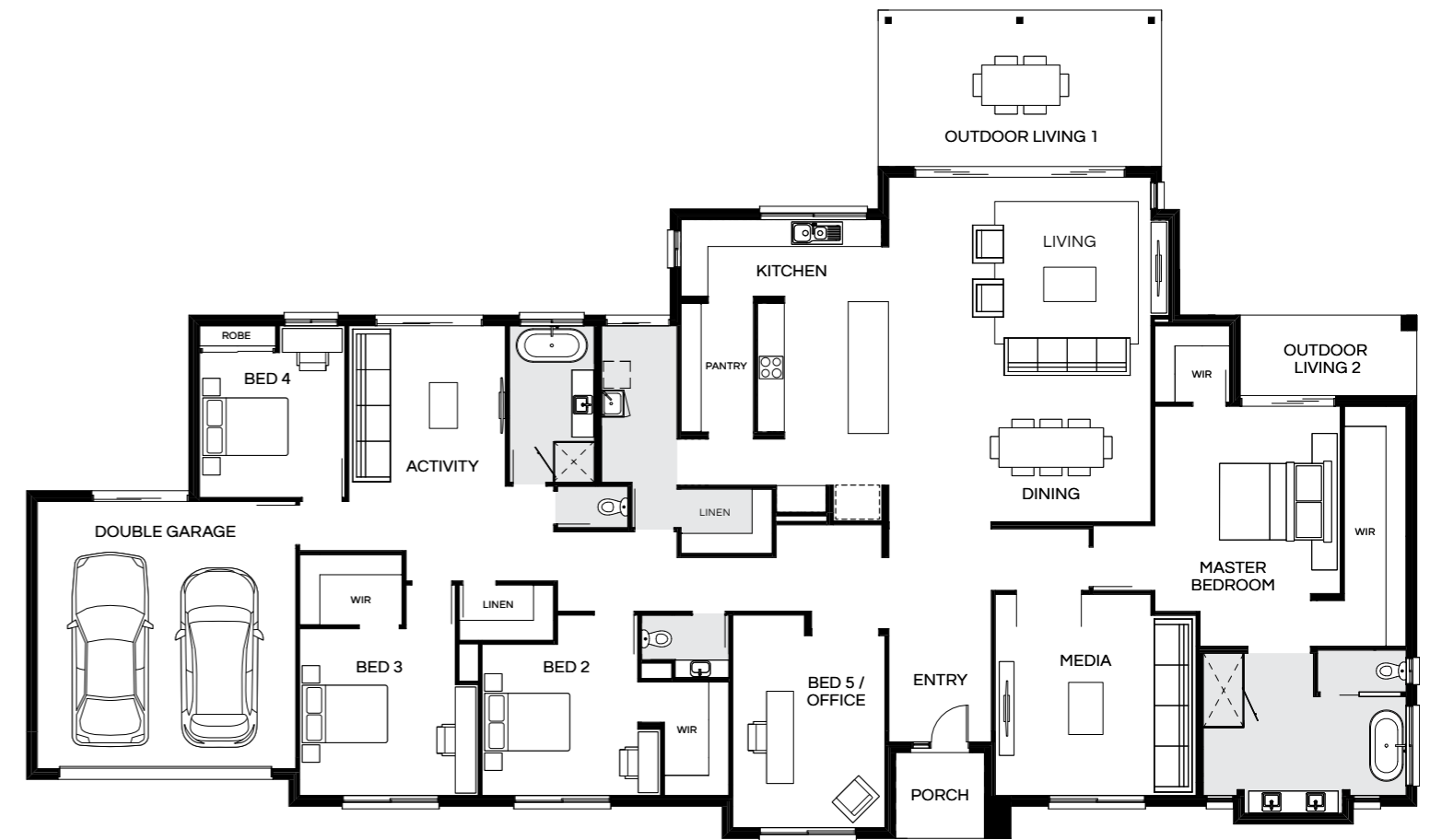


Highlands – The Fairways, Kensington Grove



# Highlands 384Q

5 | 3 | 2.5 | 2



|                |             |          |             |           |             |                  |                                |
|----------------|-------------|----------|-------------|-----------|-------------|------------------|--------------------------------|
| Master Bed     | 4610 x 4170 | Activity | 5050 x 3520 | Outdoor 1 | 3500 x 6340 | House Length     | 18.535m                        |
| Bed 2          | 3400 x 3500 | Dining   | 3100 x 5880 | Outdoor 2 | 1800 x 3950 | House Width      | 31.10m                         |
| Bed 3          | 3750 x 3500 | Living   | 4630 x 5880 |           |             | House Area       | 384.99m <sup>2</sup> (41.44sq) |
| Bed 4          | 3260 x 3270 | Media    | 4520 x 4510 |           |             | <b>Lot width</b> | <b>35m+</b>                    |
| Bed 5 / Office | 4315 x 3420 |          |             |           |             |                  |                                |

Photography from Highlands at The Fairways, Kensington Grove depicts non-standard items including upgraded timber flooring, upgraded rangehood including feature shelf and rangehood enclosure, 900mm appliances, dishwasher, feature splashback tiling, built-in cabinetry, cabinetry profiles, finishes and handles, upgraded island bench with shadowline and feature gable, upgraded Caesarstone®, matte black sink mixer, feature lighting, french doors, stacker doors and handles, upgraded windows, raked and square set ceiling, ceiling height, stained timber posts feature stone and render brick piers and other items which Coral Homes may not offer or are subject to additional charge. Items such as homewares, furniture, landscaping, pergola, outdoor paving, timber-look decking, retaining walls and fencing are not supplied by Coral Homes. Speak with your New Home Consultant for more details.

Floorplan and lot width based on Designer facade. Floorplan is indicative only, conceptual in nature and subject to change without notice. Floorplan may depict features and/or other products which are not included in the house design, not included in the house price and/or not available from Coral Homes. All measurements are in millimetres unless otherwise stated. Floorplan measurements are approximate and are not to scale. Lot width is a guide only and may change due to developer covenants and Local Authority guidelines. For more information speak to your Coral Homes New Home Consultant. © Coral Homes Pty Ltd.

# Highlands Facades

32.5m+ Lot Width



Scan  
to view  
full facade  
range

Lodge Display Facade



Display facade depicts upgraded features that may not be available in all home designs. Speak with your New Home Consultant for full details on standard inclusions and available facade options.

Alpine Display Facade



Display facade depicts upgraded features that may not be available in all home designs. Speak with your New Home Consultant for full details on standard inclusions and available facade options.

East Hamptons



Hamptons



Mornington



Designer



Display facade images depict feature stone, timber and render finish, cladding, upgraded entry door, sidelight window, stained entry door frame, two external paint colours, feature windows and furnishings, french doors, front pergola, timber finish on garage door, feature lighting, roof ventilator, raked ceilings and other items which Coral Homes may not offer or may be subject to additional charge. All facade images are intended as a guide only and may depict non-standard items such as feature stone, feature brickwork, timber-look panelling, render finish, upgraded garage door colour, two or more paint colours, upgraded entry door, upgraded windows, feature lighting and other items which Coral Homes may not offer or may be subject to additional charge. Facades are indicative only, conceptual in nature and are subject to design changes without notice. Reduced eaves may be utilized subject to lot width requirements. External works such as driveways, landscaping and fencing are not supplied by Coral Homes. For accurate and current information, including house-specific facade drawings, please speak with your Coral Homes New Home Consultant.

All facade images are intended as a guide only and may depict non-standard items such as feature stone, feature brickwork, timber-look panelling, render finish, upgraded garage door colour, two or more paint colours, upgraded entry door, upgraded windows, feature lighting and other items which Coral Homes may not offer or may be subject to additional charge. Facades are indicative only, conceptual in nature and are subject to design changes without notice. Reduced eaves may be utilized subject to lot width requirements. External works such as driveways, landscaping and fencing are not supplied by Coral Homes. For accurate and current information, including house-specific facade drawings, please speak with your Coral Homes New Home Consultant.



## Find Out More



### Website

Want to see more of our home designs? Visit our website [coralhomes.com.au](https://coralhomes.com.au)



### Virtual Village

Not enough time to visit our Estates? Take an online tour at [coralhomes.com.au/virtual-tours](https://coralhomes.com.au/virtual-tours)



### Social

Connect with us! We update our social network with the best home inspiration, new releases, offers and more!

# CORAL HOMES

Built on trust since 1990™

Photography from Highlands at The Fairways, Kensington Grove depicts non-standard facade items including feature stone, timber and render finish, upgraded entry door, stained entry door frame, upgraded windows, window furnishings, french doors, front pergola, timber finish on garage door, feature lighting, raked ceiling, ceiling height, roof ventilator and other items which Coral Homes may not offer or are subject to additional charge. Items such as homewares, furniture, timber-look decking, paved path, external concrete driveways and path, landscaping and fencing are not supplied by Coral Homes. Speak with your New Home Consultant for more details. © Coral Homes Pty Ltd. The copyright in the floorplans and facades depicted in this brochure are owned by or licensed to Coral Homes Pty Ltd and may not be reproduced, copied or dealt with in any manner which infringes the exclusive rights of Coral Homes Pty Ltd as prescribed by the Copyright Act 1968 without the express written authorisation of Coral Homes Pty Ltd. Coral Homes Pty Ltd QBCC 50792, NSW OFT 62084C, Coral Homes Qld Pty Ltd QBCC.

# Why Coral Homes?

Our foundation is built on transparency, trust and exceptional customer service. Having built over 27,000 homes across three decades, our customers receive a fixed price guarantee, independent quality checks and so much more.



## 35+ Years Experience

Providing a high level of quality, value for money, security and transparency, is why we are one of Australia's largest home builders today.



## Fixed Price Guarantee

We understand the financial commitments around building a home and provide you with peace of mind by offering contracts with a Fixed Price Guarantee\* upfront.



## Independent Quality Inspections

We have a stringent seven step Quality Assurance process to ensure we build each and every home to a high quality. This process includes an independent quality inspection.



## Award-Winning Home Builder

We're a proud two-time winner of the HIA Professional Major Builder Award, the industry's most prestigious award. We are also honoured to be named ProductReview winners for customer satisfaction for 2021, 2022 & 2024.

# CORAL HOMES

[coralhomes.com.au](http://coralhomes.com.au)

\*The fixed price guarantee is in respect to the cost of construction of your house and associated site works in accordance with the specifications of your contract. Coral Homes reserves the right to vary, terminate or suspend the operation of the Fixed Price Guarantee offer in its absolute discretion, without notice.