

CORAL HOMES



Single Storey

Queensland

Lagos – Kinma Valley, Morayfield



Barcelona – Everleigh Estate, Greenbank



Welcome

Browse through our collection of most-loved single storey homes to find your dream design.
 Each spacious floorplan is available in multiple facades to suit your style.
 To discover our full range of homes, visit coralhomes.com.au

Discover our designs



Photography throughout this guide depicts fixtures, finishes and features such as certain kitchen upgrades, floor tiling, carpets, laminates, bathroom upgrades, ceiling height adjustments, light and electrical fittings, which are not included in the house price, or which are not supplied by Coral Homes, such as electrical appliances, homewares, furniture, driveways, pools, pergolas, landscaping and fencing. Specifications and inclusions are updated regularly, see website for the latest specifications available. Floorplans throughout this guide are indicative only, conceptual in nature and subject to change. Floorplans may depict features and/or other products which are not included in the house design, not included in the house price and/or not available from Coral Homes. External Colours (walls, roof and window/doors etc) shown in this guide are indicative only. Coral Homes recommend the use of light external colours to minimise costs associated with Energy Efficiency compliance. © Coral Homes Pty Ltd. The copyright in the floorplans and facades depicted in this brochure are owned by or licensed to Coral Homes Pty Ltd and may not be reproduced, copied or dealt with in any manner which infringes the exclusive rights of Coral Homes Pty Ltd as prescribed by the Copyright Act 1968 without the express written authorisation of Coral Homes Pty Ltd. Coral Homes Pty Ltd QBCC 50792, NSW OFT 62084C, Coral Homes Qld Pty Ltd QBCC 1014053 ABN 44 011 032 929.



Single Storey Collection – QLD

We've got a home design to suit your block of land and lifestyle.
Discover the range.

Lot Width	Home Design					Page
14m+	Barcelona 247Q	4	2	2.5	2	6
14m+	Barcelona 269Q	4	3	2	2	7
16m+	Barcelona 280Q	4	3	2.5	2	8
16m+	Barcelona 297Q	4	3	2.5	2	11
15m+	Barcelona 299Q	4	3	2.5	2	12
16m+	Barcelona 307Q	4	3	2.5	2	13
12.5m+	Capri 179Q	4	1	2	2	18
12.5m+	Capri 190Q	4	2	2	2	19
12.5m+	Capri 215Q	4	3	2	2	21
12.5m+	Capri 224Q	4	3	2	2	22
12.5m+	Capri 237Q	4	3	2	2	23
12.5m+	Grange 190Q	4	2	2	2	28
12.5m+	Grange 205Q	4	2	2	2	29
14m+	Grange 230Q	4	3	2	2	30
14m+	Grange 258Q	4	3	2	2	33

Lot Width	Home Design					Page
12m+	Hamilton 182Q	4	1	2	2	40
12m+	Hamilton 196Q	4	2	2	2	41
12m+	Hamilton 203Q	4	2	2	2	43
12m+	Hamilton 204Q	4	2	2	2	44
12m+	Hamilton 217Q	4	2	2	2	45
12m+	Hamilton 218Q	4	2	2	2	46
12.5m+	Hamilton 224Q	4	2	2	2	48
12m+	Hamilton 232Q	4	3	2	2	49
12m+	Hamilton 234Q	4	3	2	2	50
12.8m+	Hamilton 242Q	4	3	2	2	51
15m+	Lagos 244Q	4	3	2.5	2	56
15.5m+	Lagos 263Q	4	3	2.5	2	57
16m+	Lagos 298Q	4	4	2.5	2	58
16m+	Lagos 311Q	4	4	2.5	2	59

Lot Width	Home Design					Page
14m+	Lisbon 223Q	4	2	2	2	64
15m+	Lisbon 231Q	4	2	2	2	65
16m+	Lisbon 253Q	4	3	2	2	67
16m+	Lisbon 269Q	4	3	2	2	68
15.5m+	Lisbon 275Q	4	3	2.5	2	69
16.5m+	Lisbon 286Q	4	3	2.5	2	70
16.5m+	Lisbon 292Q	4	4	2.5	2	71
16.5m+	Lisbon 293Q	4	3	2.5	2	72
17m+	Lisbon 315Q	4	4	2.5	2	73
12.5m+	Madrid 196Q	4	2	2	2	80
12m+	Madrid 205Q	4	2	2	2	81
12.5m+	Madrid 208Q	4	2	2	2	83
12.5m+	Madrid 214Q	4	2	2	2	84
12.5m+	Madrid 236Q	4	3	2.5	2	85
12.5m+	Madrid 252Q	4	3	2.5	2	86
13.5m+	Madrid 259Q	4	3	2.5	2	87
15m+	Majorca 244Q	4	3	2.5	2	93
15m+	Majorca 262Q	4	3	2.5	2	94
15m+	Majorca 275Q	4	3	2.5	2	97
15.5m+	Majorca 305Q	4	4	2.5	2	98
15.5m+	Majorca 321Q	4	4	2.5	2	99

Lot Width	Home Design					Page
12.5m+	Milan 208Q	4	2	2	2	104
12.5m+	Milan 232Q	4	3	2	2	107
14m+	Milan 242Q	4	3	2	2	108
14m+	Milan 249Q	4	3	2	2	109
14m+	Milan 269Q	4	3	2	2	110
12.5m+	Noosaville 226Q	4	2	2.5	2	118
12m+	Noosaville 228Q	4	2	2.5	2	119
13.5m+	Noosaville 239Q	4	2	2.5	2	121
12.5m+	Noosaville 240Q	4	2	2.5	2	122
12.5m+	Santorini 208Q	4	3	2	2	128
13.5m+	Santorini 227Q	4	3	2	2	129
14m+	Santorini 234Q	4	3	2	2	130
14m+	Santorini 250Q	4	4	2.5	2	132
14.5m+	Santorini 276Q	4	4	2.5	2	135
Acreage						
28m+	Highlands 255Q	4	3	2	2	140
29m+	Highlands 279Q	4	3	2.5	2	141
32.5m+	Highlands 305Q	5	3	2.5	2	142
33.5m+	Highlands 338Q	5	3	2.5	2	145
33.5m+	Highlands 371Q	5	4	4.5	2	146
35m+	Highlands 384Q	5	3	2.5	2	149

Photography from Lagos at Kinma Valley, Morayfield depicts non-standard items including upgraded timber flooring, upgraded island cabinetry profiles, upgraded handles, upgraded splashback tiling, 900mm appliances, feature lighting, upgraded family room window, window furnishings, ceiling height and other items which Coral Homes may not offer or are subject to additional charge. Items such as homewares, furniture, landscaping and fencing are not supplied by Coral Homes. Speak with your New Home Consultant for more details.

Barcelona Series

New
design
series

Our ultra-functional Barcelona designs have four bedrooms, multiple living spaces and practical 'zoned' kids' bedrooms to keep up with the needs of your modern family. Make memories in the open-plan living, dining, kitchen and alfresco areas – your dream entertaining space.



Scan to view series

On
display

Barcelona – Everleigh, Greenbank



Barcelona (Aspire Display Facade) – Everleigh, Greenbank



Barcelona – Everleigh, Greenbank

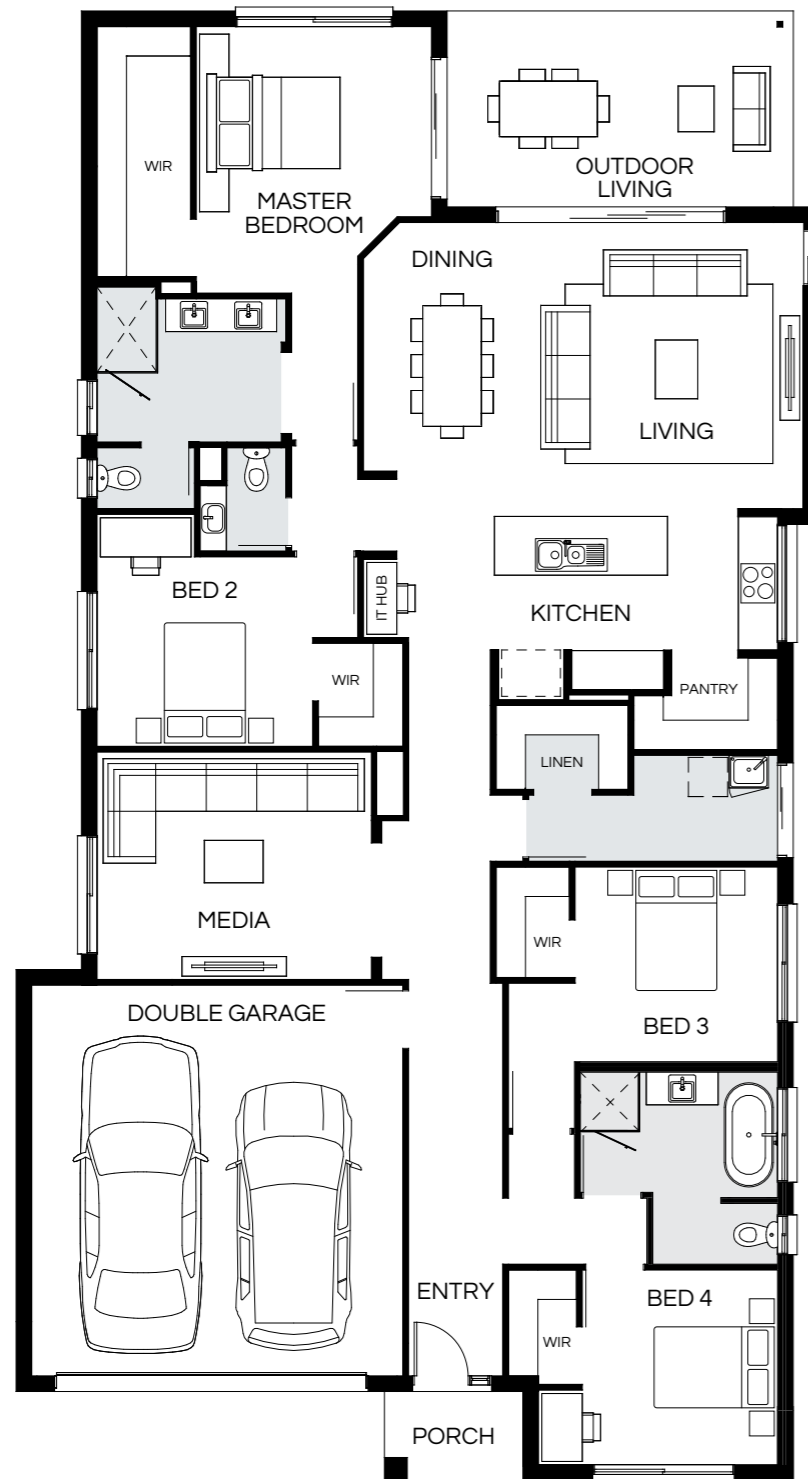


Photography from Barcelona at Everleigh, Greenbank depicts non-standard items including upgraded timber flooring, upgraded custom-designed 40mm Caesarstone® island benchtop and upgraded cabinetry with undermount sink, cabinetry finishes and handles, upgraded splashback tiling, 900mm appliances, feature lighting, upgraded butler's pantry and window splashback, upgraded ceiling height and other items which Coral Homes may not offer or are subject to additional charge. Items such as homewares, refrigerators and furniture are not supplied by Coral Homes. Speak with your New Home Consultant for more details.

Photography from Barcelona at Everleigh, Greenbank depicts non-standard facade and items including feature stone, render finish, cladding, timber panel garage door, upgraded entry door, feature windows and furnishings, feature lighting, upgraded timber flooring, upgraded custom-designed 40mm Caesarstone® island benchtop and upgraded cabinetry with undermount sink, cabinetry finishes and handles, upgraded splashback tiling, 900mm appliances, feature lighting, upgraded butler's pantry and window splashback, built-in cabinetry, upgraded ceiling height and other items which Coral Homes may not offer or are subject to additional charge. Items such as homewares, wallpaper, TV, furniture, driveways, outdoor tiling, landscaping and fencing are not supplied by Coral Homes. Speak with your New Home Consultant for more details.

Barcelona 247Q

4 | 2 | 2.5 | 2

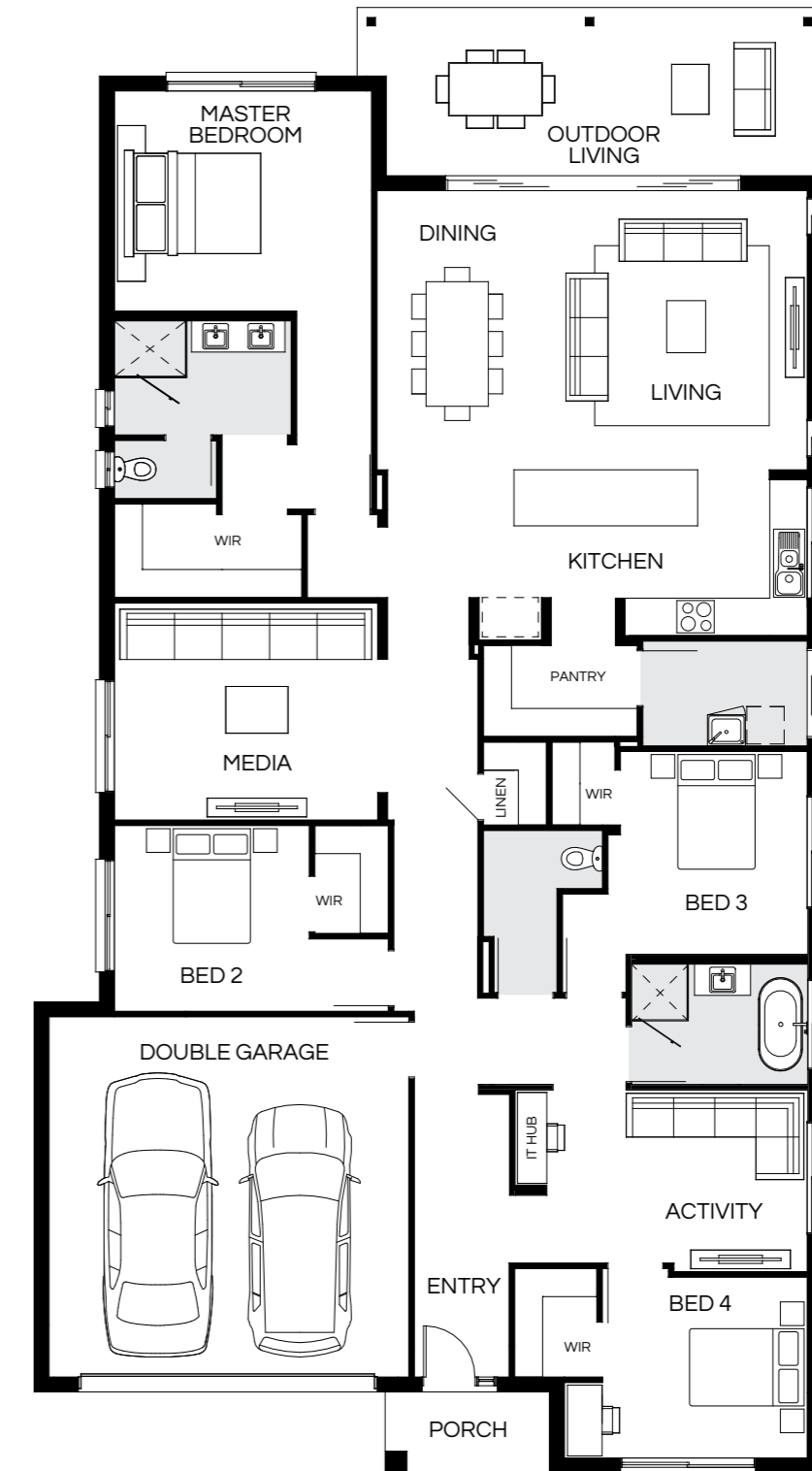


Master Bed	4100 x 3620	Dining	3825 x 2810	Outdoor	3000 x 5300	House Length	22.50m
Bed 2	2920 x 3320	Living	4400 x 3950			House Width	12.30m
Bed 3	3000 x 3120	Media	3500 x 4220			House Area	247.34m ² (26.62sq)
Bed 4	3000 x 3010					Lot width	14m+

Floorplan and lot width based on Designer facade. Floorplan is indicative only, conceptual in nature and subject to change without notice. Floorplan may depict features and/or other products which are not included in the house design, not included in the house price and/or not available from Coral Homes. All measurements are in millimetres unless otherwise stated. Floorplan measurements are approximate and are not to scale. Lot width is a guide only and may change due to developer covenants and Local Authority guidelines. For more information speak to your Coral Homes New Home Consultant. © Coral Homes Pty Ltd.

Barcelona 269Q

4 | 3 | 2 | 2



Master Bed	3550 x 4150	Activity	2930 x 4210	Outdoor	2700 x 7470	House Length	23.52m
Bed 2	3000 x 3150	Dining	4500 x 3000			House Width	12.66m
Bed 3	3280 x 3020	Living	4500 x 3930			House Area	269.12m ² (28.97sq)
Bed 4	2920 x 3310	Media	3500 x 4250			Lot width	14m+

Floorplan and lot width based on Designer facade. Floorplan is indicative only, conceptual in nature and subject to change without notice. Floorplan may depict features and/or other products which are not included in the house design, not included in the house price and/or not available from Coral Homes. All measurements are in millimetres unless otherwise stated. Floorplan measurements are approximate and are not to scale. Lot width is a guide only and may change due to developer covenants and Local Authority guidelines. For more information speak to your Coral Homes New Home Consultant. © Coral Homes Pty Ltd.

Barcelona 280Q

4 | 3 | 2.5 | 2




Master Bed	3620 x 4000	Activity	2930 x 4880	Outdoor	2800 x 5500	House Length	24.18m
Bed 2	3120 x 3890	Dining	4750 x 2900			House Width	13.75m
Bed 3	3010 x 2910	Living	4750 x 4690			House Area	280.63m ² (30.21sq)
Bed 4	3010 x 2910	Media	3620 x 4100			Lot width	16m+

Floorplan and lot width based on Designer facade. Floorplan is indicative only, conceptual in nature and subject to change without notice. Floorplan may depict features and/or other products which are not included in the house design, not included in the house price and/or not available from Coral Homes. All measurements are in millimetres unless otherwise stated. Floorplan measurements are approximate and are not to scale. Lot width is a guide only and may change due to developer covenants and Local Authority guidelines. For more information speak to your Coral Homes New Home Consultant. © Coral Homes Pty Ltd.



Barcelona – Everleigh, Greenbank



Barcelona – Everleigh, Greenbank

Photography from Barcelona at Everleigh, Greenbank depicts non-standard items including upgraded porcelain tiling, non-standard tiling heights, cabinetry finishes and handles, upgraded bathroom mixers and basins, upgraded carpet, feature lighting, stacker doors, window furnishings, ceiling height and other items which Coral Homes may not offer or are subject to additional charge. Items such as homewares, wallpaper, furniture, outdoor patio with timber-look decking, landscaping and fencing are not supplied by Coral Homes. Speak with your New Home Consultant for more details.

Barcelona – SkyRidge, Worongary



Barcelona – SkyRidge, Worongary



Barcelona 297Q

On display

4 | 3 | 2.5 | 2



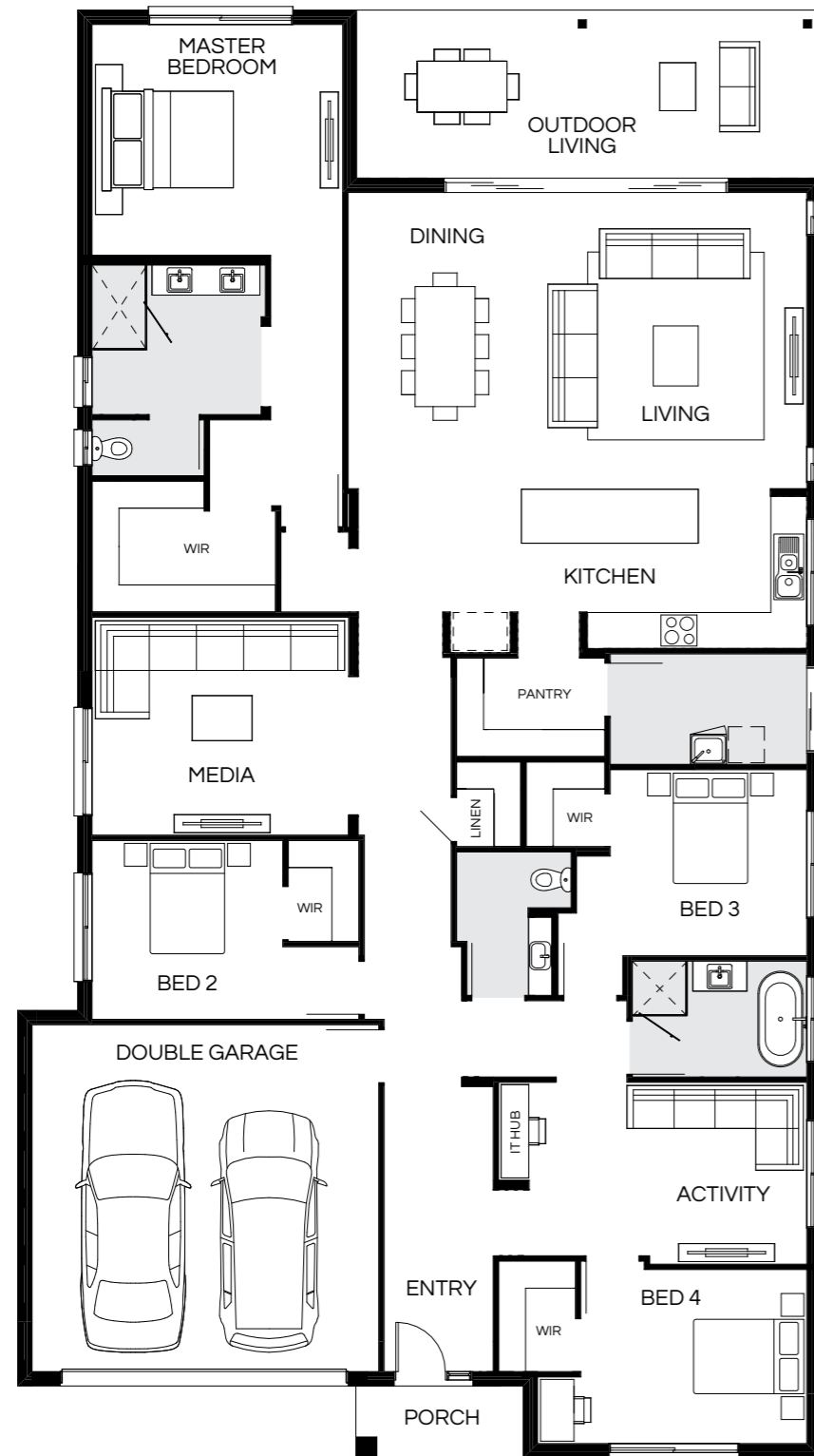
Master Bed	3620 x 4200	Activity	3000 x 4880	Outdoor	3000 x 8160	House Length	24.53m
Bed 2	3120 x 3890	Dining	4900 x 2950			House Width	14m
Bed 3	3010 x 3000	Living	4900 x 4750			House Area	297.76m ² (32.05sq)
Bed 4	3010 x 3000	Media	3620 x 4300			Lot width	16m+

Photography from Barcelona at SkyRidge, Worongary depicts non-standard items including upgraded timber flooring, upgraded custom-designed Caesarstone® island benchtop with timber posts, built-in refrigerators and surrounding cabinetry, cabinetry finishes and handles, 900mm appliances, upgraded rangehood and surrounding cabinetry, feature lighting, upgraded butler's pantry with undermount sink, matte black sink mixer, upgraded splashback tiling, built-in cabinetry, upgraded kitchen window, dining window, stacker door and handles, square set ceiling, upgraded ceiling height and other items which Coral Homes may not offer or are subject to additional charge. Items such as homewares, furniture, wallpaper, outdoor tiling, landscaping and fencing are not supplied by Coral Homes. Speak with your New Home Consultant for more details.

Floorplan and lot width based on Designer facade. Floorplan is indicative only, conceptual in nature and subject to change without notice. Floorplan may depict features and/or other products which are not included in the house design, not included in the house price and/or not available from Coral Homes. All measurements are in millimetres unless otherwise stated. Floorplan measurements are approximate and are not to scale. Lot width is a guide only and may change due to developer covenants and Local Authority guidelines. For more information speak to your Coral Homes New Home Consultant. © Coral Homes Pty Ltd.

Barcelona 299Q

4 | 3 | 2.5 | 2



Master Bed	3870 x 4200	Activity	3050 x 4650	Outdoor	2800 x 7740	House Length	24.13m
Bed 2	3000 x 3200	Dining	4955 x 3000			House Width	13.40m
Bed 3	3120 x 3300	Living	4955 x 4670			House Area	299.90m ² (32.28sq)
Bed 4	2920 x 3790	Media	3650 x 4300			Lot width	15m+

Floorplan and lot width based on Designer facade. Floorplan is indicative only, conceptual in nature and subject to change without notice. Floorplan may depict features and/or other products which are not included in the house design, not included in the house price and/or not available from Coral Homes. All measurements are in millimetres unless otherwise stated. Floorplan measurements are approximate and are not to scale. Lot width is a guide only and may change due to developer covenants and Local Authority guidelines. For more information speak to your Coral Homes New Home Consultant. © Coral Homes Pty Ltd.

Barcelona 307Q

4 | 3 | 2.5 | 2



Master Bed	3820 x 4200	Activity	3000 x 4880	Outdoor	3000 x 7770	House Length	24.53m
Bed 2	3120 x 3890	Dining	4900 x 2950			House Width	14m
Bed 3	3010 x 3000	Living	4900 x 4750			House Area	307.43m ² (33.09sq)
Bed 4	3010 x 3000	Media	3820 x 4300			Lot width	16m+

Floorplan and lot width based on Designer facade. Floorplan is indicative only, conceptual in nature and subject to change without notice. Floorplan may depict features and/or other products which are not included in the house design, not included in the house price and/or not available from Coral Homes. All measurements are in millimetres unless otherwise stated. Floorplan measurements are approximate and are not to scale. Lot width is a guide only and may change due to developer covenants and Local Authority guidelines. For more information speak to your Coral Homes New Home Consultant. © Coral Homes Pty Ltd.

Barcelona Facades

14m+ Lot Width



Scan
to view
full facade
range

Aspire Display Facade



Display facade depicts upgraded features that may not be available in all home designs. Speak with your New Home Consultant for full details on standard inclusions and available facade options.

Mornington



East Hamptons



Southampton



Shoreline Facade with Colorbond® Roof



Facade depicts upgraded features that may not be available in all home designs. Speak with your New Home Consultant for full details on standard inclusions and available facade options.

Designer



Display facade images depict upgraded entry door, two external paint colours, feature stone, render finish, cladding, timber panelling, timber panel garage door, feature windows and furnishings, feature lighting and other items which Coral Homes may not offer or maybe subject to additional charge. All facade images are intended as a guide only and may depict non-standard items such as feature stone, feature brickwork, timber-look panelling, render finish, upgraded garage door colour, two or more paint colours, upgraded entry door, upgraded windows, feature lighting and other items which Coral Homes may not offer or may be subject to additional charge. Facades are indicative only, conceptual in nature and are subject to design changes without notice. Reduced eaves may be utilized subject to lot width requirements. External works such as driveways, landscaping and fencing are not supplied by Coral Homes. For accurate and current information, including house-specific facade drawings, please speak with your Coral Homes New Home Consultant.

All facade images are intended as a guide only and may depict non-standard items such as feature stone, feature brickwork, timber-look panelling, render finish, upgraded garage door colour, two or more paint colours, upgraded entry door, upgraded windows, feature lighting and other items which Coral Homes may not offer or may be subject to additional charge. Facades are indicative only, conceptual in nature and are subject to design changes without notice. Reduced eaves may be utilized subject to lot width requirements. External works such as driveways, landscaping and fencing are not supplied by Coral Homes. For accurate and current information, including house-specific facade drawings, please speak with your Coral Homes New Home Consultant.


Capri Series

The popular Capri Series is designed to fit neatly on a 12.5m+ lot width, without compromising on functional features. The open-plan kitchen, dining and living area is the perfect space for family to spend time together, while four bedrooms and a separate living space creates a private sanctuary. Select from a range of flexible floorplans and multiple facades.



Scan to view series

Capri – Everleigh Estate, Greenbank



Photography from Capri at Everleigh, Greenbank depicts non-standard items including upgraded porcelain tiling, upgraded Caesarstone® island benchtop, cabinetry profiles, finishes and handles, feature lighting, upgraded family room window, raked and square set ceiling, ceiling height and other items which Coral Homes may not offer or are subject to additional charge. Items such as homewares, furniture, TV, outdoor tiling, landscaping and fencing are not supplied by Coral Homes. Speak with your New Home Consultant for more details.

Capri (East Hamptons Display Facade) – Everleigh Estate, Greenbank

On display



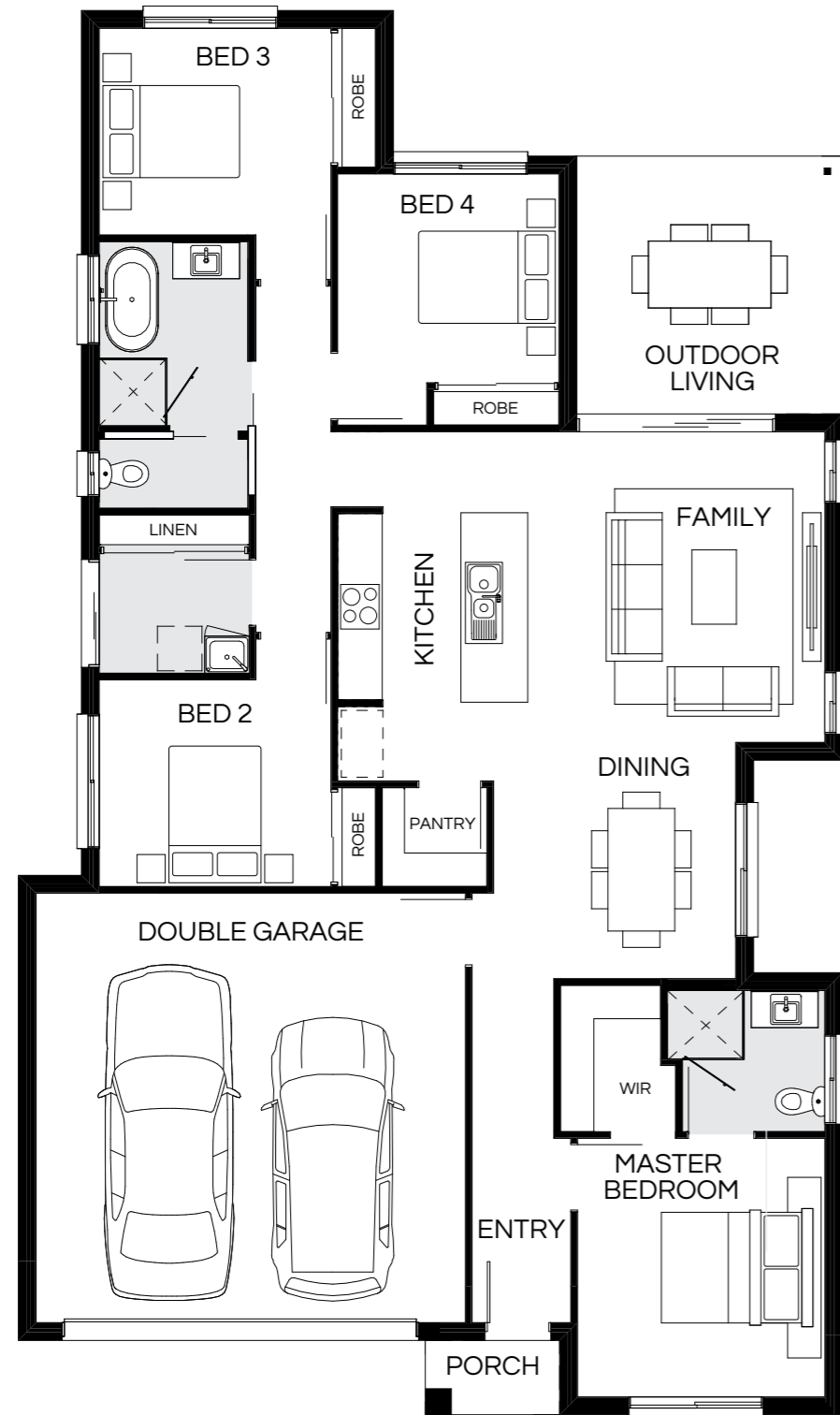
Capri – Everleigh Estate, Greenbank



Photography from Capri at Everleigh, Greenbank depicts non-standard facade and items including upgraded entry door, two external paint colours, feature stone and render, upgraded windows, feature lighting, upgraded porcelain tiling, upgraded Caesarstone® island benchtop, cabinetry profiles, finishes and handles, feature lighting, stacker doors, upgraded family room window, raked and square set ceiling, ceiling height and other items which Coral Homes may not offer or are subject to additional charge. Items such as homewares, furniture, TV, refrigerators, driveways, outdoor tiling, landscaping and fencing are not supplied by Coral Homes. Speak with your New Home Consultant for more details.

Capri 179Q

4 | 1 | 2 | 2

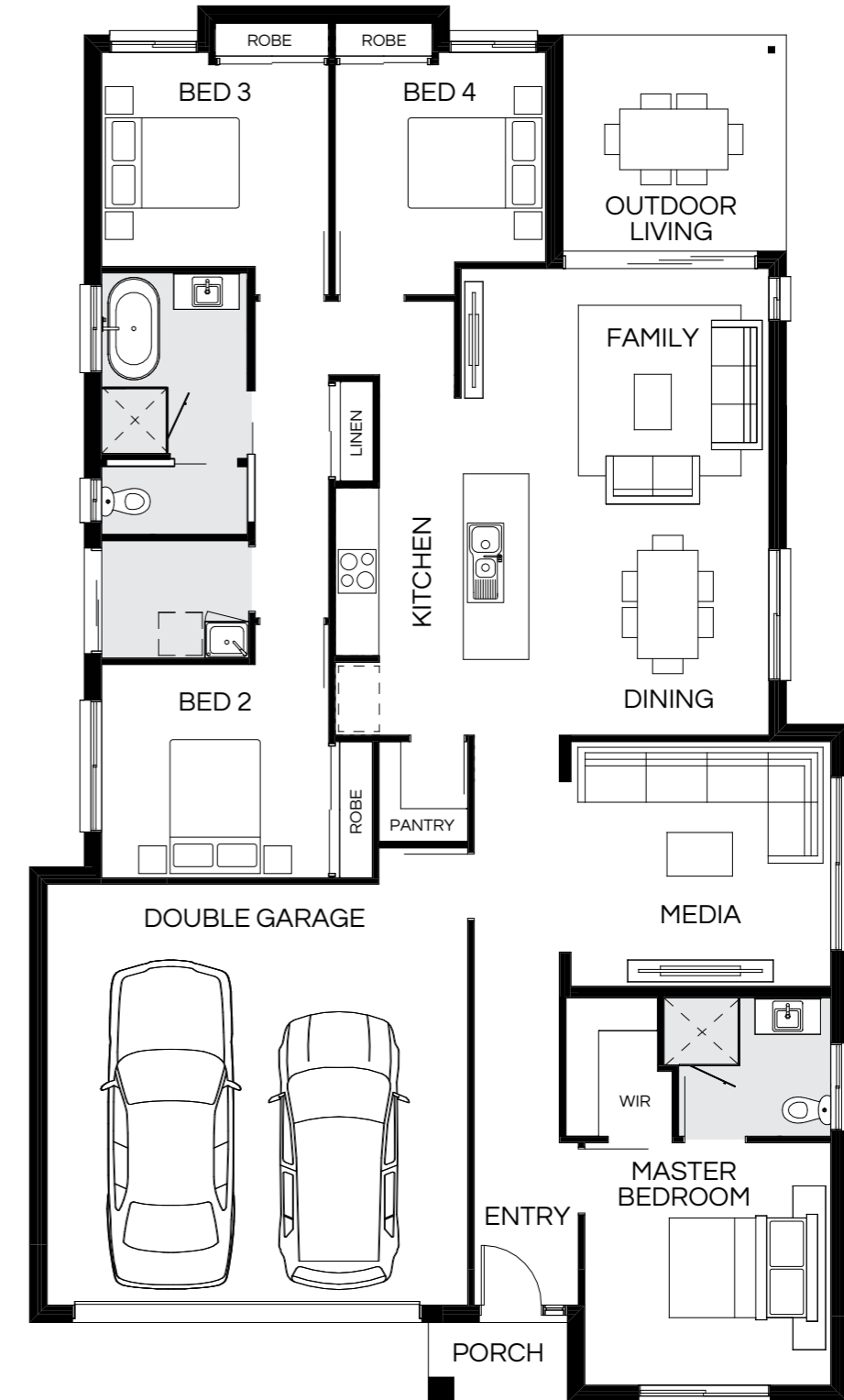


Master Bed	3500 x 3350	Dining	3180 x 3280	Outdoor	3470 x 3580	House Length	18.90m
Bed 2	2800 x 3140	Family	4200 x 4010			House Width	11.10m
Bed 3	2800 x 3140					House Area	179.13m ² (19.28sq)
Bed 4	2830 x 3000					Lot width	12.5m⁺

Floorplan and lot width based on Designer facade. Floorplan is indicative only, conceptual in nature and subject to change without notice. Floorplan may depict features and/or other products which are not included in the house design, not included in the house price and/or not available from Coral Homes. All measurements are in millimetres unless otherwise stated. Floorplan measurements are approximate and are not to scale. Lot width is a guide only and may change due to developer covenants and Local Authority guidelines. For more information speak to your Coral Homes New Home Consultant. © Coral Homes Pty Ltd.

Capri 190Q

4 | 2 | 2 | 2



Master Bed	3350 x 3400	Dining	3000 x 3310	Outdoor	2970 x 3070	House Length	19.19m
Bed 2	2950 x 3140	Family	3430 x 4250			House Width	11.25m
Bed 3	2960 x 3140	Media	3380 x 3590			House Area	190.12m ² (20.47sq)
Bed 4	2900 x 2910					Lot width	12.5m⁺

Floorplan and lot width based on Designer facade. Floorplan is indicative only, conceptual in nature and subject to change without notice. Floorplan may depict features and/or other products which are not included in the house design, not included in the house price and/or not available from Coral Homes. All measurements are in millimetres unless otherwise stated. Floorplan measurements are approximate and are not to scale. Lot width is a guide only and may change due to developer covenants and Local Authority guidelines. For more information speak to your Coral Homes New Home Consultant. © Coral Homes Pty Ltd.

Capri – Everleigh Estate, Greenbank



Capri – Everleigh Estate, Greenbank



Capri 215Q

4 | 3 | 2 | 2



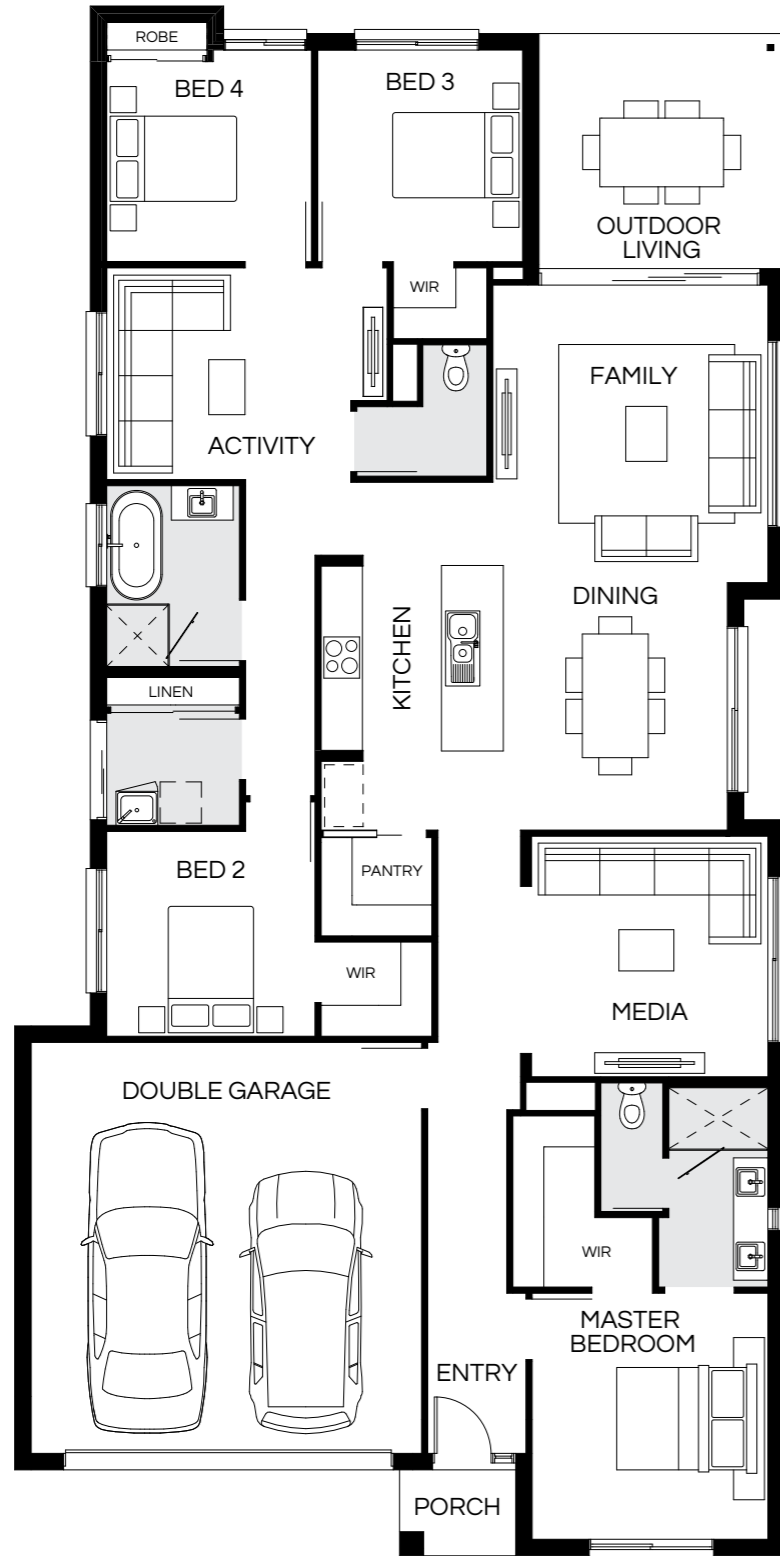
Master Bed	3520 x 3460	Activity	3040 x 3730	Outdoor	3230 x 3370	House Length	21.45m
Bed 2	3000 x 3050	Dining	3380 x 3560			House Width	11.25m
Bed 3	2830 x 3000	Family	3800 x 4050			House Area	215.98m ² (23.25sq)
Bed 4	3000 x 2900	Media	3520 x 3580			Lot width	12.5m⁺

Photography from Capri at Everleigh, Greenbank depicts non-standard items including upgraded porcelain tiling, upgraded Caesarstone® island benchtop, cabinetry profiles, finishes and handles, 900mm appliances, upgraded splashback tiling, feature lighting, raked and square set ceiling, ceiling height and other items which Coral Homes may not offer or are subject to additional charge. Items such as homewares, refrigerators and furniture are not supplied by Coral Homes. Speak with your New Home Consultant for more details.

Floorplan and lot width based on Designer facade. Floorplan is indicative only, conceptual in nature and subject to change without notice. Floorplan may depict features and/or other products which are not included in the house design, not included in the house price and/or not available from Coral Homes. All measurements are in millimetres unless otherwise stated. Floorplan measurements are approximate and are not to scale. Lot width is a guide only and may change due to developer covenants and Local Authority guidelines. For more information speak to your Coral Homes New Home Consultant. © Coral Homes Pty Ltd.

Capri 224Q

4 | 3 | 2 | 2



Master Bed	3600 x 3450	Activity	3100 x 4100	Outdoor	3420 x 3570	House Length	22.55m
Bed 2	3000 x 3050	Dining	3600 x 3270			House Width	11.20m
Bed 3	3100 x 3000	Family	4350 x 4020			House Area	224.08m ² (24.12sq)
Bed 4	2930 x 3000	Media	3520 x 3460			Lot width	12.5m+

Floorplan and lot width based on Designer facade. Floorplan is indicative only, conceptual in nature and subject to change without notice. Floorplan may depict features and/or other products which are not included in the house design, not included in the house price and/or not available from Coral Homes. All measurements are in millimetres unless otherwise stated. Floorplan measurements are approximate and are not to scale. Lot width is a guide only and may change due to developer covenants and Local Authority guidelines. For more information speak to your Coral Homes New Home Consultant. © Coral Homes Pty Ltd.

Capri 237Q

4 | 3 | 2 | 2



Master Bed	3620 x 3500	Activity	3100 x 4100	Outdoor	3570 x 3770	House Length	23.45m
Bed 2	3000 x 3050	Dining	3770 x 3350			House Width	11.30m
Bed 3	3000 x 3000	Family	4700 x 4170			House Area	237.54m ² (25.60sq)
Bed 4	2830 x 3000	Media	3720 x 3500			Lot width	12.5m+

Floorplan and lot width based on Designer facade. Floorplan is indicative only, conceptual in nature and subject to change without notice. Floorplan may depict features and/or other products which are not included in the house design, not included in the house price and/or not available from Coral Homes. All measurements are in millimetres unless otherwise stated. Floorplan measurements are approximate and are not to scale. Lot width is a guide only and may change due to developer covenants and Local Authority guidelines. For more information speak to your Coral Homes New Home Consultant. © Coral Homes Pty Ltd.

On display

Capri Facades

12.5m+ Lot Width



Scan
to view
full facade
range

Coastal Display Facade



Display facade depicts upgraded features that may not be available in all home designs. Speak with your New Home Consultant for full details on standard inclusions and available facade options.

Lodge



Hamptons Display Facade



Display facade depicts upgraded features that may not be available in all home designs. Speak with your New Home Consultant for full details on standard inclusions and available facade options.

Southampton



Modern



Designer



Display facade images depict upgraded entry doors, two external paint colours, feature stone and render posts, upgraded windows and feature lighting and other items which Coral Homes may not offer or may be subject to additional charge. All facade images are intended as a guide only and may depict non-standard items such as feature stone, feature brickwork, timber-look panelling, render finish, upgraded garage door colour, two or more paint colours, upgraded entry door, upgraded windows, feature lighting and other items which Coral Homes may not offer or may be subject to additional charge. Facades are indicative only, conceptual in nature and are subject to design changes without notice. Reduced eaves may be utilized subject to lot width requirements. External works such as driveways, landscaping and fencing are not supplied by Coral Homes. For accurate and current information, including house-specific facade drawings, please speak with your Coral Homes New Home Consultant.

All facade images are intended as a guide only and may depict non-standard items such as feature stone, feature brickwork, timber-look panelling, render finish, upgraded garage door colour, two or more paint colours, upgraded entry door, upgraded windows, feature lighting and other items which Coral Homes may not offer or may be subject to additional charge. Facades are indicative only, conceptual in nature and are subject to design changes without notice. Reduced eaves may be utilized subject to lot width requirements. External works such as driveways, landscaping and fencing are not supplied by Coral Homes. For accurate and current information, including house-specific facade drawings, please speak with your Coral Homes New Home Consultant.

Grange Series

The Grange Series ticks all of the boxes for a family home. Featuring four bedrooms and multiple living areas plus an outdoor space, the compact yet spacious proportions will surely impress. Available in a wide range of floorplans and facades.



Scan to view series

Grange – Harmony Estate, Palmview



Photography from Grange at Harmony Estate, Palmview depicts non-standard items including upgraded timber flooring, upgraded 40mm Caesarstone® island benchtop, cabinetry profiles, finishes and handles, undermount sink, matte black sink mixer, upgraded splashback tiling, 900mm appliances, feature lighting, ceiling height and other items which Coral Homes may not offer or are subject to additional charge. Items such as homewares, furniture and refrigerators are not supplied by Coral Homes. Speak with your New Home Consultant for more details.

Grange (Lodge Display Facade) – Harmony Estate, Palmview

On display



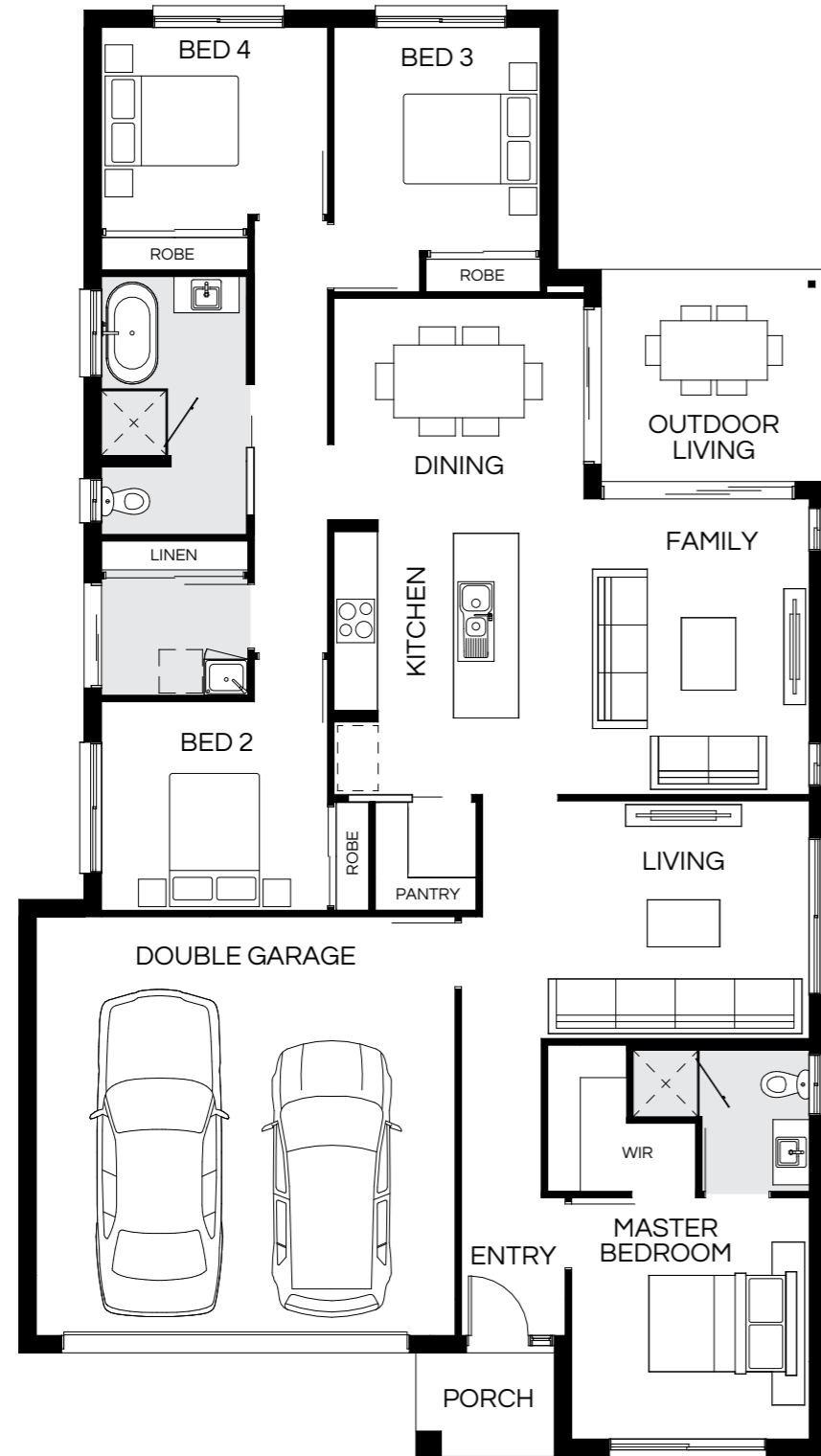
Grange – Harmony Estate, Palmview



Photography from Grange at Harmony Estate, Palmview depicts non-standard facade and items including feature stone, render finish, cladding, timber panelling, upgraded entry door, feature windows and furnishings, feature lighting, upgraded timber flooring, upgraded 40mm Caesarstone® island benchtop, cabinetry profiles, finishes and handles, undermount sink, matte black sink mixer, upgraded splashback tiling, 900mm appliances, feature lighting, ceiling height, cornerless stacker doors and handles, recessed door tracks, extended outdoor living area, outdoor fan and other items which Coral Homes may not offer or are subject to additional charge. Items such as homewares, furniture, wallpaper, built-in BBQ, built-in seating, driveways, outdoor tiling, landscaping and fencing are not supplied by Coral Homes. Speak with your New Home Consultant for more details.

Grange 190Q

4 | 2 | 2 | 2

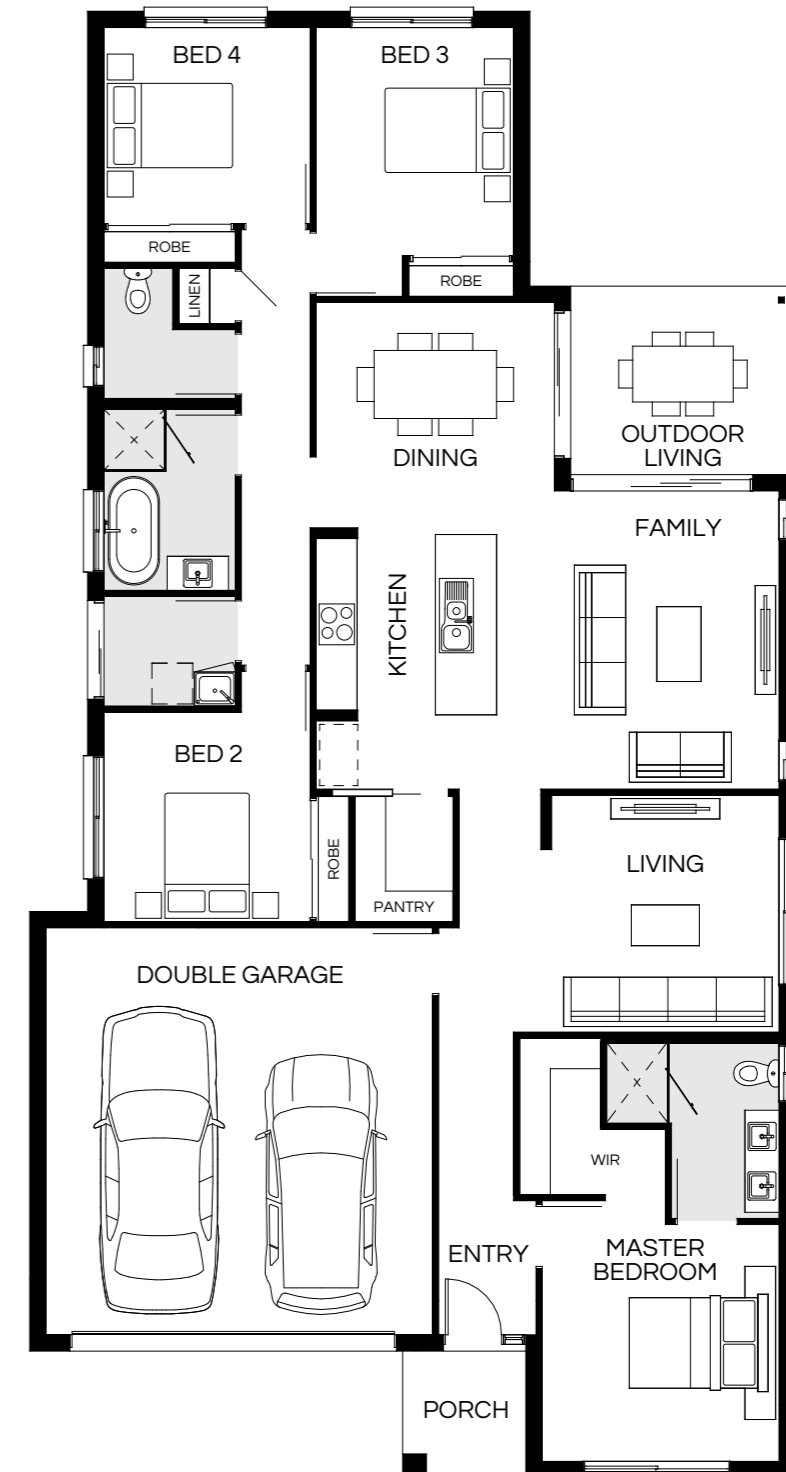


Master Bed	3350 x 3300	Dining	3080 x 3470	Outdoor	2930 x 3110	House Length	19.97m
Bed 2	2900 x 3140	Family	4100 x 4020			House Width	11.15m
Bed 3	3170 x 2870	Living	3300 x 3480			House Area	190.49m ² (20.50sq)
Bed 4	2800 x 3140					Lot width	12.5m+

Floorplan and lot width based on Designer facade. Floorplan is indicative only, conceptual in nature and subject to change without notice. Floorplan may depict features and/or other products which are not included in the house design, not included in the house price and/or not available from Coral Homes. All measurements are in millimetres unless otherwise stated. Floorplan measurements are approximate and are not to scale. Lot width is a guide only and may change due to developer covenants and Local Authority guidelines. For more information speak to your Coral Homes New Home Consultant. © Coral Homes Pty Ltd.

Grange 205Q

4 | 2 | 2 | 2



Master Bed	3500 x 3500	Dining	3420 x 3520	Outdoor	2770 x 3300	House Length	21.55m
Bed 2	3100 x 3050	Family	4400 x 4160			House Width	11.25m
Bed 3	3370 x 2920	Living	3500 x 3500			House Area	205.25m ² (22.09sq)
Bed 4	2900 x 3050					Lot width	12.5m+

Floorplan and lot width based on Designer facade. Floorplan is indicative only, conceptual in nature and subject to change without notice. Floorplan may depict features and/or other products which are not included in the house design, not included in the house price and/or not available from Coral Homes. All measurements are in millimetres unless otherwise stated. Floorplan measurements are approximate and are not to scale. Lot width is a guide only and may change due to developer covenants and Local Authority guidelines. For more information speak to your Coral Homes New Home Consultant. © Coral Homes Pty Ltd.

Grange 230Q

4 | 3 | 2 | 2



Master Bed	3520 x 4280	Dining	3260 x 3400	Outdoor	3260 x 2820	House Length	21.31m
Bed 2	2930 x 3440	Family	4020 x 4270			House Width	12.30m
Bed 3	2820 x 3000	Living	3600 x 3690			House Area	230.69m ² (24.83sq)
Bed 4	3150 x 3000	Media	3600 x 3850			Lot width	14m+

Floorplan and lot width based on Designer facade. Floorplan is indicative only, conceptual in nature and subject to change without notice. Floorplan may depict features and/or other products which are not included in the house design, not included in the house price and/or not available from Coral Homes. All measurements are in millimetres unless otherwise stated. Floorplan measurements are approximate and are not to scale. Lot width is a guide only and may change due to developer covenants and Local Authority guidelines. For more information speak to your Coral Homes New Home Consultant. © Coral Homes Pty Ltd.

Grange – Yarrabilba Estate, Yarrabilba



Grange – Yarrabilba Estate, Yarrabilba



Photography from Grange at Yarrabilba Estate depicts non-standard items including upgraded porcelain tiling, cabinetry laminated finish, upgraded splashback tiling, 900mm appliances, feature lighting, ceiling height, cornerless stacker doors, extended outdoor living area, outdoor fan and other items which Coral Homes may not offer or are subject to additional charge. Items such as homewares, wallpaper, furniture, refrigerator, outdoor tiling, landscaping and fencing are not supplied by Coral Homes. Speak with your New Home Consultant for more details.

Grange – Harmony Estate, Palmview



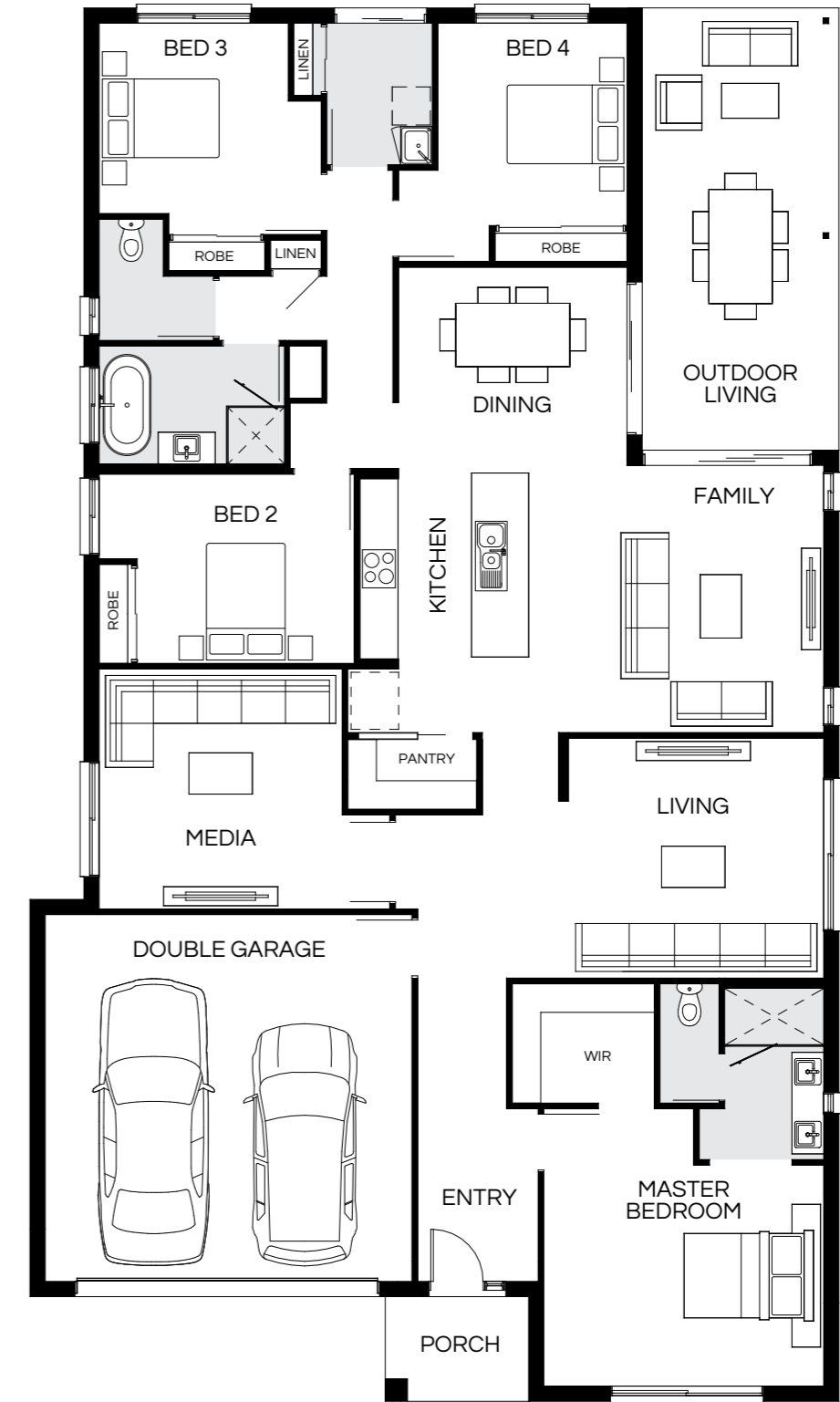
Grange 258Q

4 | 3 | 2 | 2

On display

Most popular

Grange – Harmony Estate, Palmview



Master Bed	3500 x 4430	Dining	3250 x 3620	Outdoor	6970 x 3100	House Length	21.96m
Bed 2	3000 x 3440	Family	4230 x 4660			House Width	12.75m
Bed 3	3020 x 3000	Living	3800 x 4040			House Area	258.82m ² (27.86sq)
Bed 4	3210 x 3000	Media	3800 x 3850			Lot width	14m+

Photography from Grange at Harmony Estate, Palmview depicts non-standard items including upgraded carpet, ceiling height, upgraded windows and furnishings, upgraded porcelain tiling, cabinetry laminated finish and handles, feature tiling, matte black basin mixers and shower accessories, feature lighting, ceiling height and other items which Coral Homes may not offer or are subject to additional charge. Items such as homewares, furniture, landscaping and fencing are not supplied by Coral Homes. Speak with your New Home Consultant for more details.

Floorplan and lot width based on Designer facade. Floorplan is indicative only, conceptual in nature and subject to change without notice. Floorplan may depict features and/or other products which are not included in the house design, not included in the house price and/or not available from Coral Homes. All measurements are in millimetres unless otherwise stated. Floorplan measurements are approximate and are not to scale. Lot width is a guide only and may change due to developer covenants and Local Authority guidelines. For more information speak to your Coral Homes New Home Consultant. © Coral Homes Pty Ltd.

Grange Facades

12m+ Lot Width



Scan
to view
full facade
range

Hamptons Display Facade



Display facade depicts upgraded features that may not be available in all home designs. Speak with your New Home Consultant for full details on standard inclusions and available facade options.

Modern



Shoreline Facade with Colorbond® Roof



Facade depicts upgraded features that may not be available in all home designs. Speak with your New Home Consultant for full details on standard inclusions and available facade options.

St Kilda



Mornington



Designer



Display facade images depict upgraded entry door, two external paint colours, feature lighting, upgraded windows and furnishings and other items which Coral Homes may not offer or may be subject to additional charge. All facade images are intended as a guide only and may depict non-standard items such as feature stone, feature brickwork, timber-look panelling, render finish, upgraded garage door colour, two or more paint colours, upgraded entry door, upgraded windows, feature lighting and other items which Coral Homes may not offer or may be subject to additional charge. Facades are indicative only, conceptual in nature and are subject to design changes without notice. Reduced eaves may be utilized subject to lot width requirements. External works such as driveways, landscaping and fencing are not supplied by Coral Homes. For accurate and current information, including house-specific facade drawings, please speak with your Coral Homes New Home Consultant.

All facade images are intended as a guide only and may depict non-standard items such as feature stone, feature brickwork, timber-look panelling, render finish, upgraded garage door colour, two or more paint colours, upgraded entry door, upgraded windows, feature lighting and other items which Coral Homes may not offer or may be subject to additional charge. Facades are indicative only, conceptual in nature and are subject to design changes without notice. Reduced eaves may be utilized subject to lot width requirements. External works such as driveways, landscaping and fencing are not supplied by Coral Homes. For accurate and current information, including house-specific facade drawings, please speak with your Coral Homes New Home Consultant.

Grange Facades

14m+ Lot Width



Scan
to view
full facade
range

Lodge Display Facade



Display facade depicts upgraded features that may not be available in all home designs. Speak with your New Home Consultant for full details on standard inclusions and available facade options.

Pavilion Display Facade



Display facade depicts upgraded features that may not be available in all home designs. Speak with your New Home Consultant for full details on standard inclusions and available facade options.

East Hamptons



Hamptons



Newport



Designer



Display facade images depict upgraded entry doors, two external paint colours, feature stone, tile and render posts, upgraded windows and furnishings, feature lighting, timber panel garage door and other items which Coral Homes may not offer or may be subject to additional charge. All facade images are intended as a guide only and may depict non-standard items such as feature stone, feature brickwork, timber-look panelling, render finish, upgraded garage door colour, two or more paint colours, upgraded entry door, upgraded windows, feature lighting and other items which Coral Homes may not offer or may be subject to additional charge. Facades are indicative only, conceptual in nature and are subject to design changes without notice. Reduced eaves may be utilized subject to lot width requirements. External works such as driveways, landscaping and fencing are not supplied by Coral Homes. For accurate and current information, including house-specific facade drawings, please speak with your Coral Homes New Home Consultant.

All facade images are intended as a guide only and may depict non-standard items such as feature stone, feature brickwork, timber-look panelling, render finish, upgraded garage door colour, two or more paint colours, upgraded entry door, upgraded windows, feature lighting and other items which Coral Homes may not offer or may be subject to additional charge. Facades are indicative only, conceptual in nature and are subject to design changes without notice. Reduced eaves may be utilized subject to lot width requirements. External works such as driveways, landscaping and fencing are not supplied by Coral Homes. For accurate and current information, including house-specific facade drawings, please speak with your Coral Homes New Home Consultant.

Hamilton Series

New
design
series

Discover our versatile Hamilton Series featuring four bedrooms, spacious living areas, and an outdoor alfresco that seamlessly opens up from the family room, making this home perfect for your indoor/outdoor entertaining plans.



Scan to view series

Hamilton (Coastal Display Facade) – Flagstone

On
display



Hamilton – Flagstone



Hamilton – Flagstone

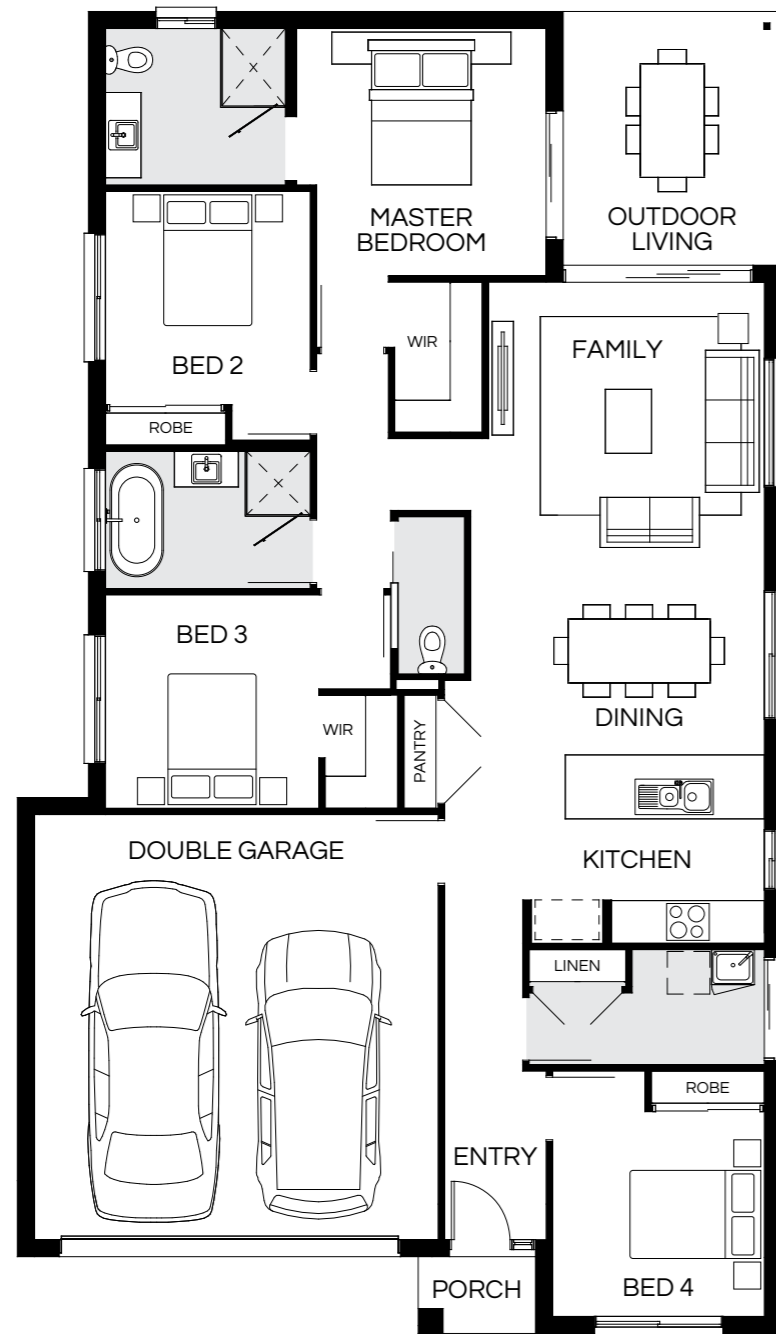


Photography from Hamilton at Flagstone depicts non-standard items including upgraded timber flooring, cabinetry handles, feature kitchen window, upgraded splashback tiling, 900mm appliances, feature lighting, external patio and fan, sliding doors, raked and square set ceiling, ceiling height and other items which Coral Homes may not offer or are subject to additional charge. Items such as homewares, furniture, landscaping and fencing are not supplied by Coral Homes. Speak with your New Home Consultant for more details.

Photography from Hamilton at Flagstone depicts non-standard facade and items including upgraded entry door, two external paint colours, feature lighting, upgraded timber flooring, cabinetry handles, feature kitchen window, upgraded splashback tiling, 900mm appliances, built-in desk, feature lighting, raked and square set ceiling, ceiling height and other items which Coral Homes may not offer or are subject to additional charge. Items such as homewares, refrigerator, furniture, driveway, landscaping and fencing are not supplied by Coral Homes. Speak with your New Home Consultant for more details.

Hamilton 182Q

4 | 1 | 2 | 2



Master Bed	3500 x 3530	Dining	2800 x 4150	Outdoor	3570 x 3070	House Length	18.60m
Bed 2	3020 x 2900	Family	3860 x 3900			House Width	10.75m
Bed 3	3020 x 3020					House Area	182.79m ² (19.68sq)
Bed 4	2900 x 3000					Lot width	12m+

Floorplan and lot width based on Designer facade. Floorplan is indicative only, conceptual in nature and subject to change without notice. Floorplan may depict features and/or other products which are not included in the house design, not included in the house price and/or not available from Coral Homes. All measurements are in millimetres unless otherwise stated. Floorplan measurements are approximate and are not to scale. Lot width is a guide only and may change due to developer covenants and Local Authority guidelines. For more information speak to your Coral Homes New Home Consultant. © Coral Homes Pty Ltd.

Hamilton 196Q

4 | 2 | 2 | 2



Master Bed	3500 x 3450	Dining	2700 x 4150	Outdoor	3280 x 3220	House Length	20m
Bed 2	2950 x 3120	Family	3615 x 3900			House Width	10.75m
Bed 3	3000 x 2900	Media	3660 x 3095			House Area	196.62m ² (21.16sq)
Bed 4	2920 x 2900					Lot width	12m+

Floorplan and lot width based on Designer facade. Floorplan is indicative only, conceptual in nature and subject to change without notice. Floorplan may depict features and/or other products which are not included in the house design, not included in the house price and/or not available from Coral Homes. All measurements are in millimetres unless otherwise stated. Floorplan measurements are approximate and are not to scale. Lot width is a guide only and may change due to developer covenants and Local Authority guidelines. For more information speak to your Coral Homes New Home Consultant. © Coral Homes Pty Ltd.

Hamilton – Flagstone

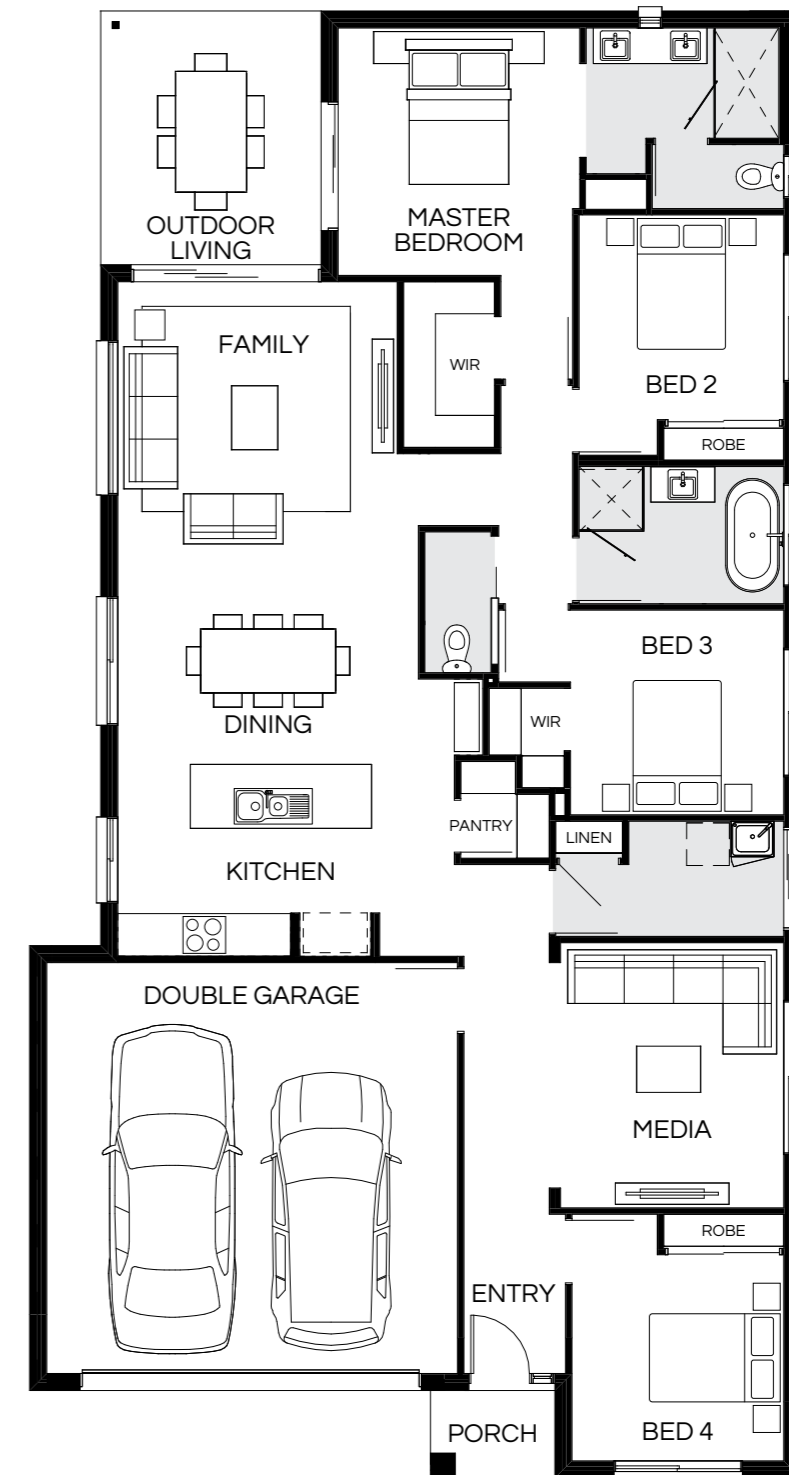


Hamilton – Flagstone



Hamilton 203Q

4 | 2 | 2 | 2



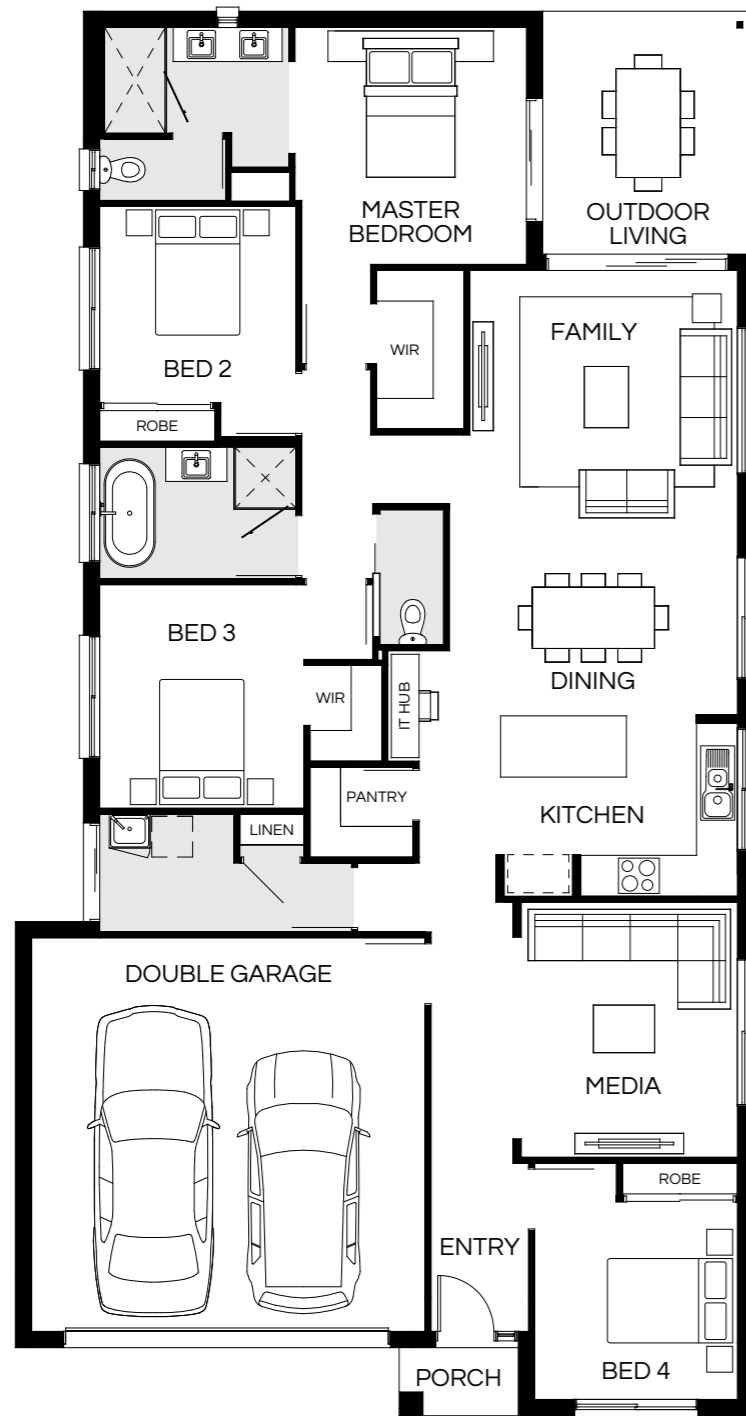
Master Bed	3500 x 3420	Dining	2900 x 4250	Outdoor	3570 x 3100	House Length	20.64m
Bed 2	2900 x 2900	Family	3900 x 3950			House Width	10.85m
Bed 3	2900 x 3020	Media	3750 x 3160			House Area	203.86m ² (21.94sq)
Bed 4	2920 x 3000					Lot width	12m+

Photography from Hamilton at Flagstone depicts non-standard items including upgraded timber flooring, cabinetry handles, upgraded splashback tiling, 900mm appliances, built-in cabinetry, feature lighting, external patio, sliding doors, bathroom cabinetry laminated finish and handles, feature tiling, raked and square set ceiling, ceiling height and other items which Coral Homes may not offer or are subject to additional charge. Items such as homewares, refrigerator, furniture, TV, landscaping and fencing are not supplied by Coral Homes. Speak with your New Home Consultant for more details.

Floorplan and lot width based on Designer facade. Floorplan is indicative only, conceptual in nature and subject to change without notice. Floorplan may depict features and/or other products which are not included in the house design, not included in the house price and/or not available from Coral Homes. All measurements are in millimetres unless otherwise stated. Floorplan measurements are approximate and are not to scale. Lot width is a guide only and may change due to developer covenants and Local Authority guidelines. For more information speak to your Coral Homes New Home Consultant. © Coral Homes Pty Ltd.

Hamilton 204Q

4 | 2 | 2 | 2

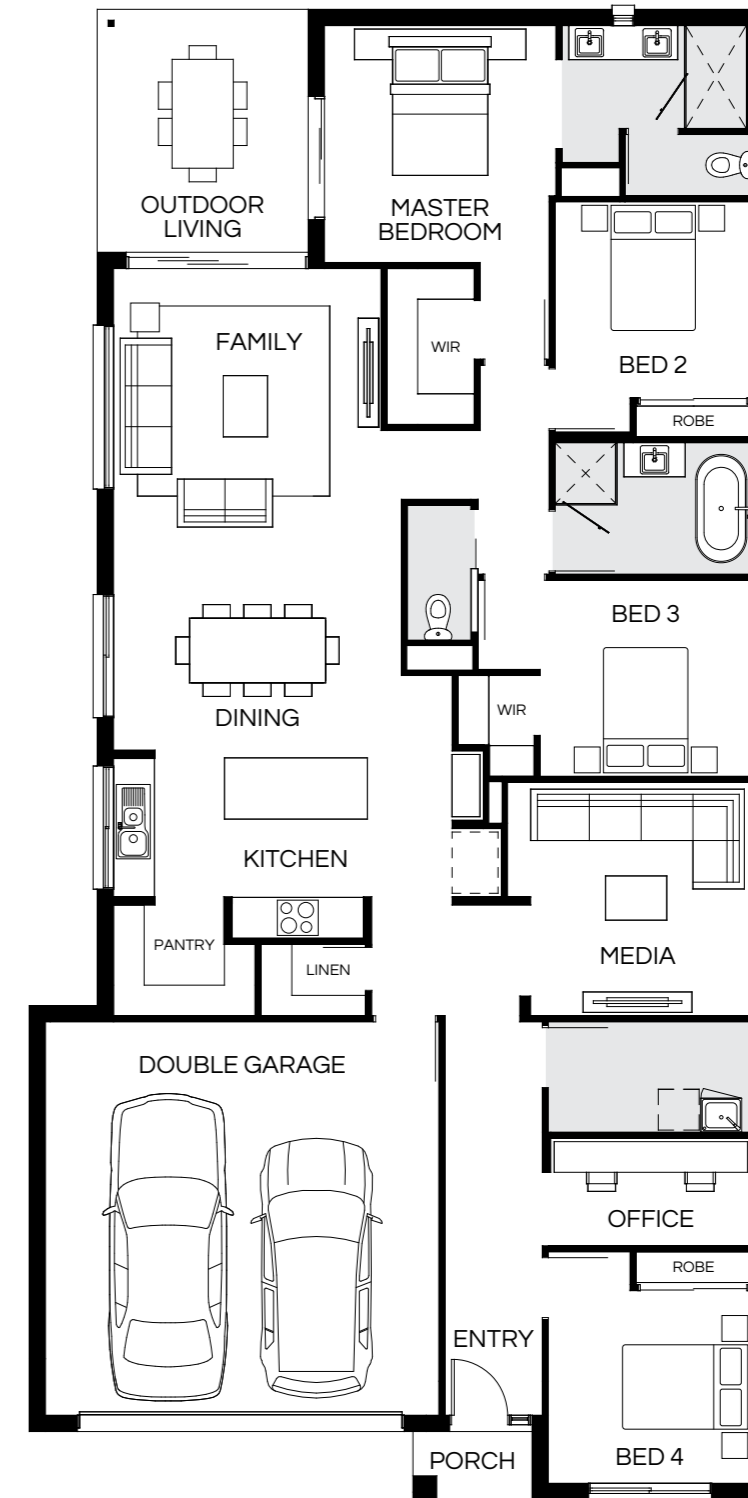


Master Bed	3500 x 3420	Dining	2800 x 4250	Outdoor	3570 x 3100	House Length	20.64m
Bed 2	2900 x 2900	Family	3750 x 3950			House Width	10.85m
Bed 3	3300 x 3020	Media	3765 x 3195			House Area	204.93m ² (22.06sq)
Bed 4	2920 x 3000					Lot width	12m+

Floorplan and lot width based on Designer facade. Floorplan is indicative only, conceptual in nature and subject to change without notice. Floorplan may depict features and/or other products which are not included in the house design, not included in the house price and/or not available from Coral Homes. All measurements are in millimetres unless otherwise stated. Floorplan measurements are approximate and are not to scale. Lot width is a guide only and may change due to developer covenants and Local Authority guidelines. For more information speak to your Coral Homes New Home Consultant. © Coral Homes Pty Ltd.

Hamilton 217Q

4 | 2 | 2 | 2

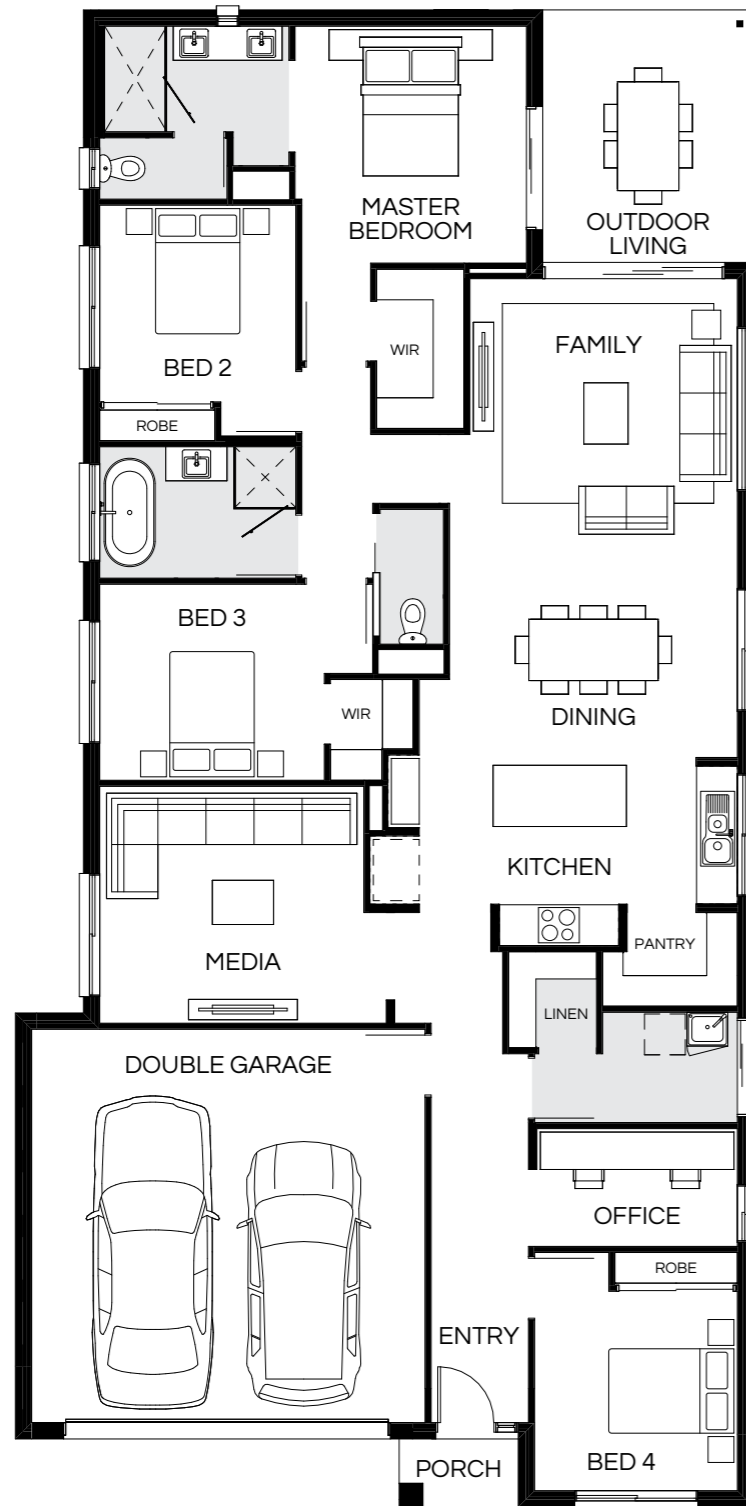


Master Bed	3500 x 3420	Dining	3000 x 4250	Outdoor	3570 x 3100	House Length	21.90m
Bed 2	2900 x 2900	Family	4200 x 3950			House Width	10.85m
Bed 3	2900 x 3120	Media	3450 x 3600			House Area	217.34m ² (23.40sq)
Bed 4	2850 x 3000	Office	1600 x 2965			Lot width	12m+

Floorplan and lot width based on Designer facade. Floorplan is indicative only, conceptual in nature and subject to change without notice. Floorplan may depict features and/or other products which are not included in the house design, not included in the house price and/or not available from Coral Homes. All measurements are in millimetres unless otherwise stated. Floorplan measurements are approximate and are not to scale. Lot width is a guide only and may change due to developer covenants and Local Authority guidelines. For more information speak to your Coral Homes New Home Consultant. © Coral Homes Pty Ltd.

Hamilton 218Q

4 | 2 | 2 | 2



Master Bed	3500 x 3420	Dining	3000 x 4250	Outdoor	3710 x 3100	House Length	22.00m
Bed 2	2910 x 2900	Family	4160 x 3950			House Width	10.85m
Bed 3	2900 x 3320	Media	3500 x 3900			House Area	218.32m ² (23.50sq)
Bed 4	2950 x 3000	Office	1750 x 2965			Lot width	12m+

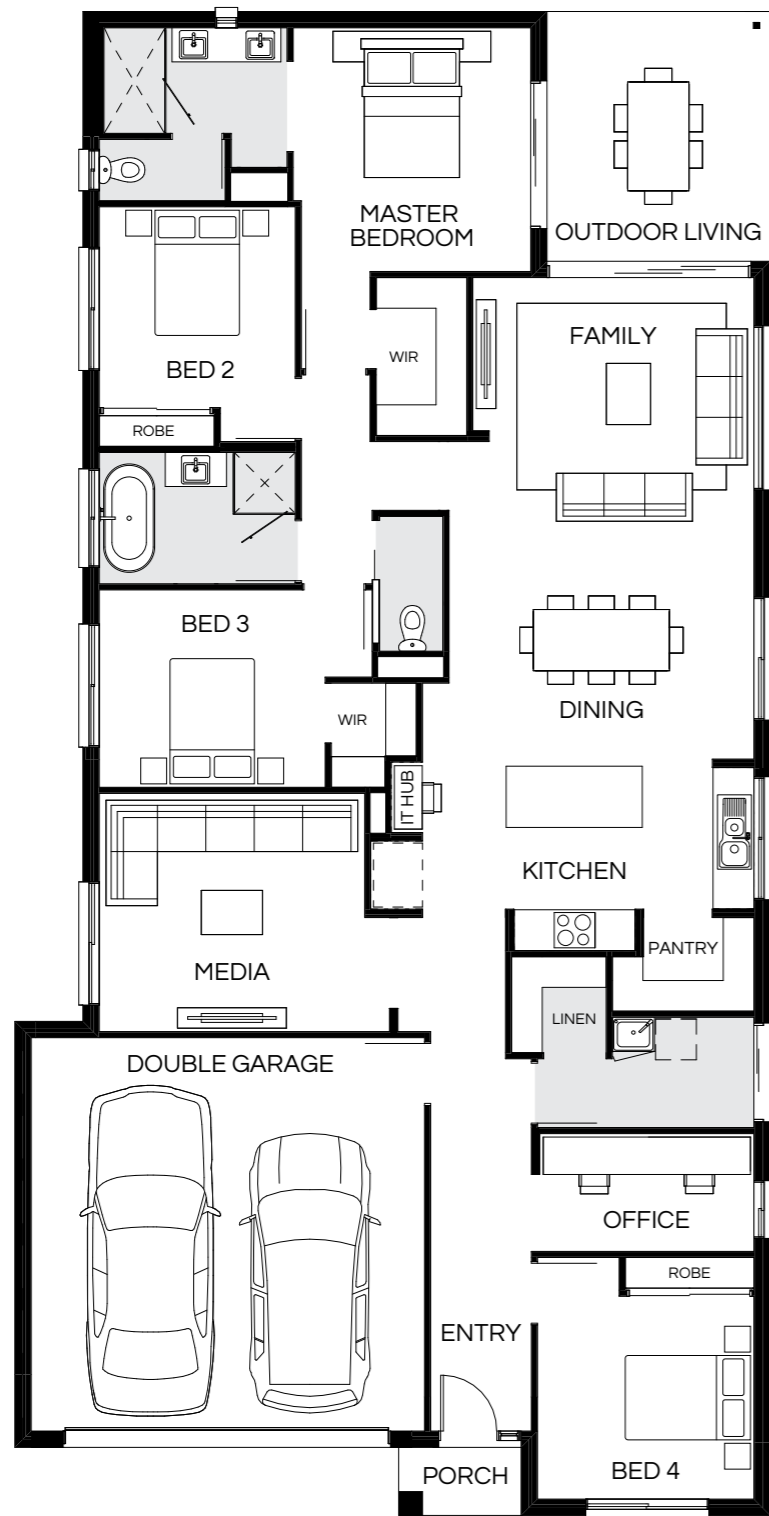
Floorplan and lot width based on Designer facade. Floorplan is indicative only, conceptual in nature and subject to change without notice. Floorplan may depict features and/or other products which are not included in the house design, not included in the house price and/or not available from Coral Homes. All measurements are in millimetres unless otherwise stated. Floorplan measurements are approximate and are not to scale. Lot width is a guide only and may change due to developer covenants and Local Authority guidelines. For more information speak to your Coral Homes New Home Consultant. © Coral Homes Pty Ltd.



Photography from Hamilton at Flagstone depicts non-standard items including upgraded timber flooring, feature window, external patio, sliding doors, raked and square set ceiling, ceiling height, upgraded carpet, feature lighting, window furnishings, outdoor fan and other items which Coral Homes may not offer or are subject to additional charge. Items such as homewares, furniture, outdoor tiling, pergola, landscaping and fencing are not supplied by Coral Homes. Speak with your New Home Consultant for more details.

Hamilton 224Q

4 | 2 | 2 | 2

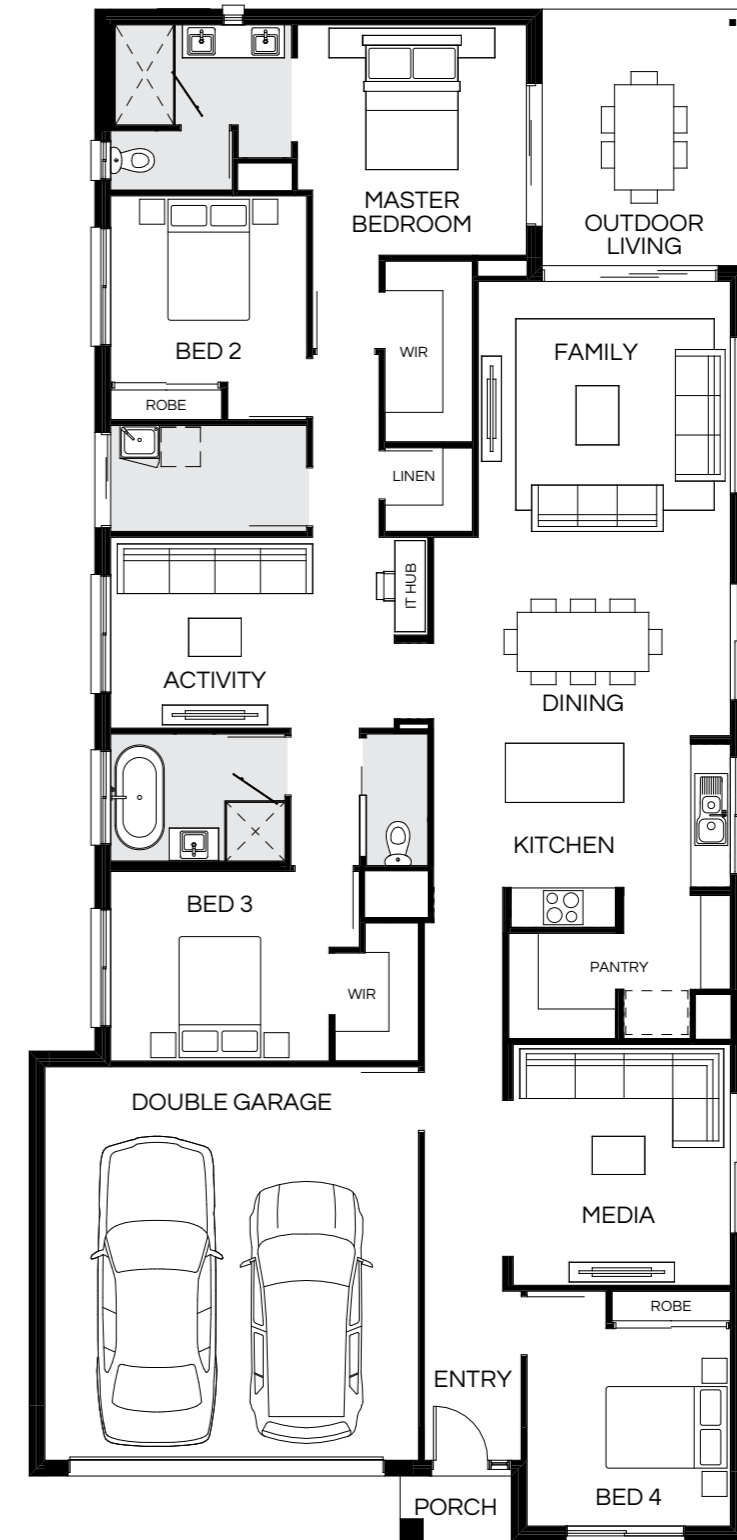


Master Bed	3600 x 3510	Dining	3000 x 4500	Outdoor	3670 x 3280	House Length	22.10m
Bed 2	2970 x 2900	Family	4095 x 4150			House Width	11.10m
Bed 3	2920 x 3340	Media	3520 x 3920			House Area	224.83m ² (24.20sq)
Bed 4	3000 x 3200	Office	1750 x 3165			Lot width	12.5m⁺

Floorplan and lot width based on Designer facade. Floorplan is indicative only, conceptual in nature and subject to change without notice. Floorplan may depict features and/or other products which are not included in the house design, not included in the house price and/or not available from Coral Homes. All measurements are in millimetres unless otherwise stated. Floorplan measurements are approximate and are not to scale. Lot width is a guide only and may change due to developer covenants and Local Authority guidelines. For more information speak to your Coral Homes New Home Consultant. © Coral Homes Pty Ltd.

Hamilton 232Q

4 | 3 | 2 | 2

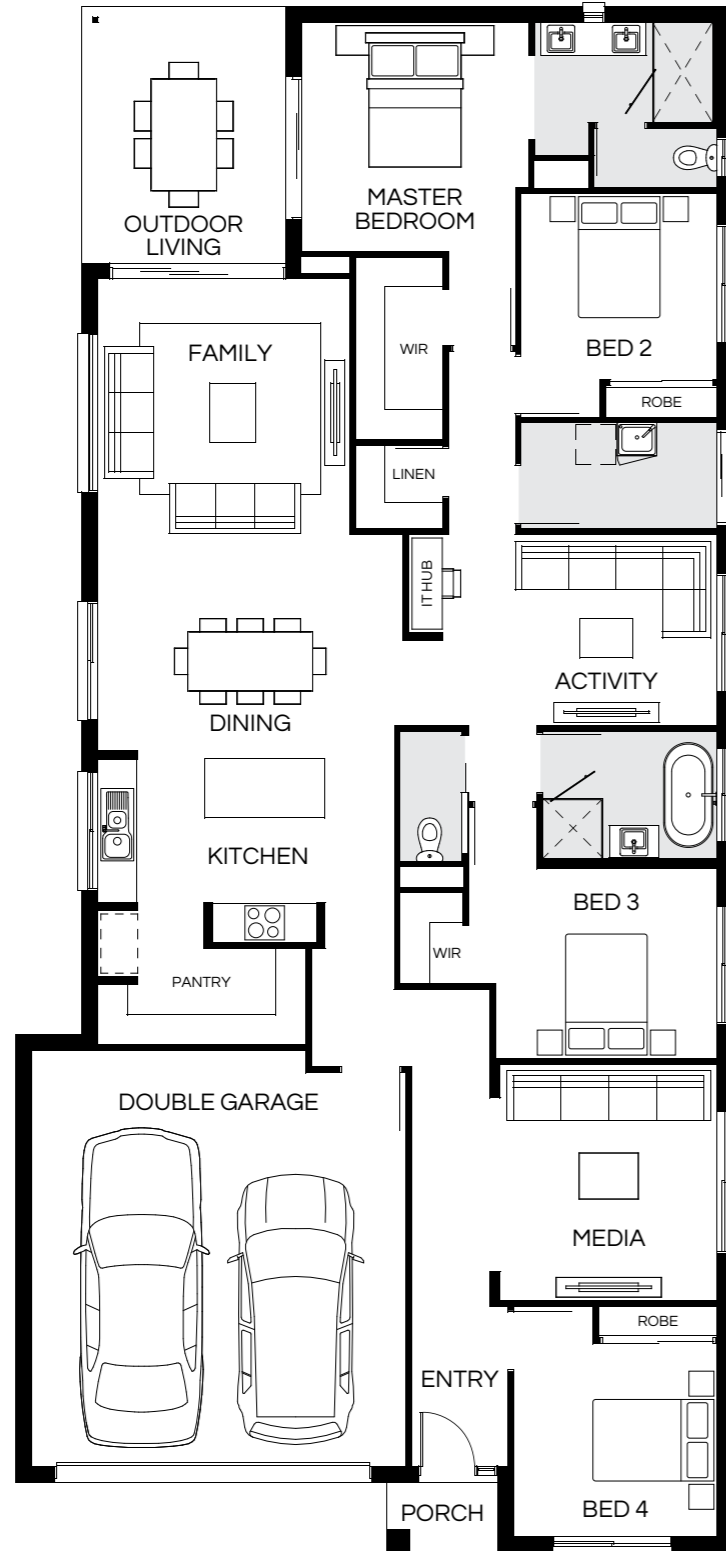


Master Bed	3520 x 3500	Activity	2920 x 4200	Outdoor	3900 x 3100	House Length	23.30m
Bed 2	2850 x 3000	Dining	3000 x 4660			House Width	10.90m
Bed 3	2900 x 3340	Family	4030 x 3850			House Area	232.49m ² (25.03sq)
Bed 4	3020 x 3110	Media	3820 x 3320			Lot width	12m⁺

Floorplan and lot width based on Designer facade. Floorplan is indicative only, conceptual in nature and subject to change without notice. Floorplan may depict features and/or other products which are not included in the house design, not included in the house price and/or not available from Coral Homes. All measurements are in millimetres unless otherwise stated. Floorplan measurements are approximate and are not to scale. Lot width is a guide only and may change due to developer covenants and Local Authority guidelines. For more information speak to your Coral Homes New Home Consultant. © Coral Homes Pty Ltd.

Hamilton 234Q

4 | 3 | 2 | 2

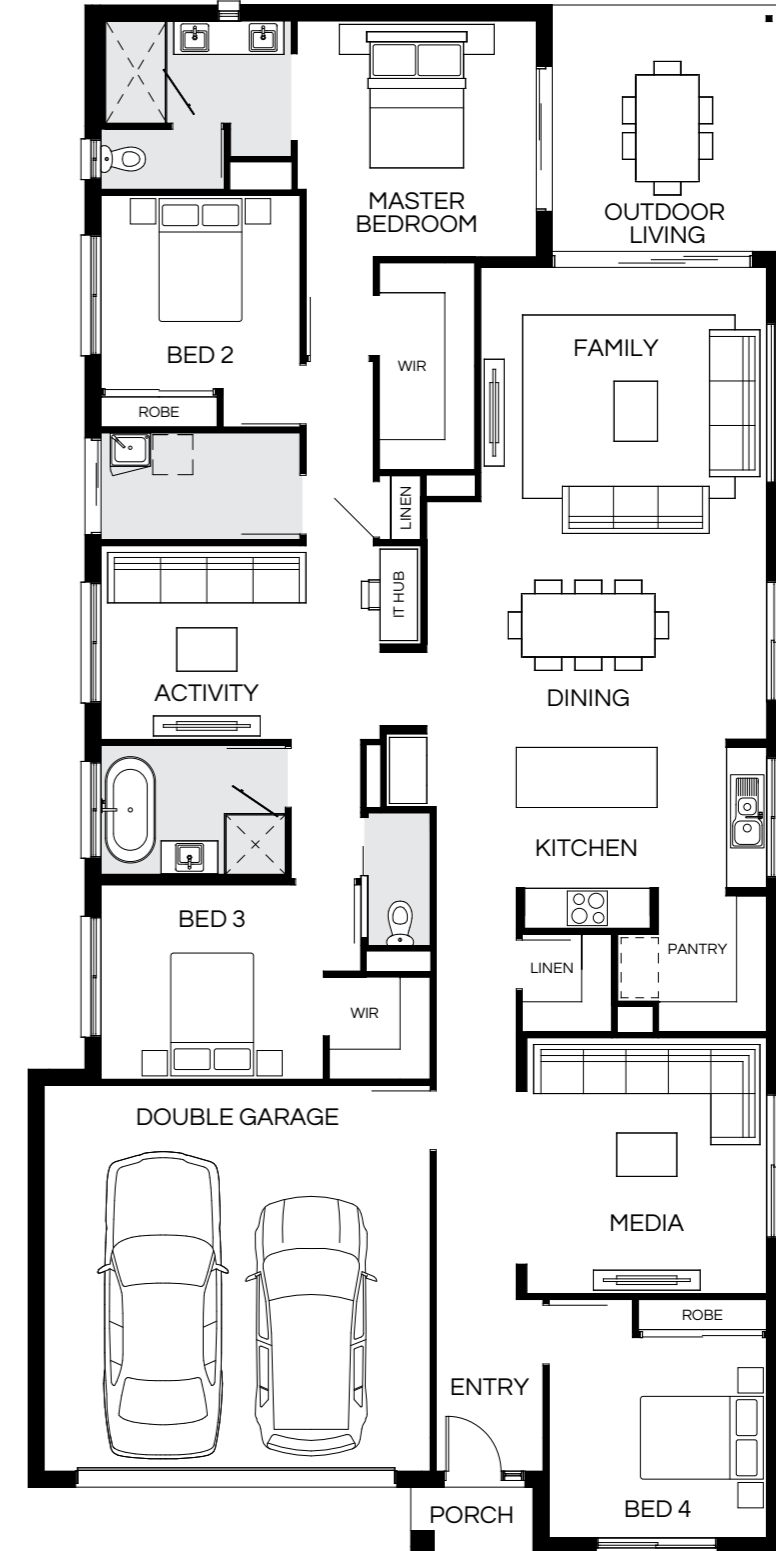


Master Bed	3500 x 3470	Activity	2920 x 4200	Outdoor	3900 x 3100	House Length	23.50m
Bed 2	2850 x 3000	Dining	3000 x 4660			House Width	10.90m
Bed 3	2900 x 3390	Family	4300 x 3850			House Area	234.48m ² (25.24sq)
Bed 4	2950 x 3110	Media	3610 x 3320			Lot width	12m+

Floorplan and lot width based on Designer facade. Floorplan is indicative only, conceptual in nature and subject to change without notice. Floorplan may depict features and/or other products which are not included in the house design, not included in the house price and/or not available from Coral Homes. All measurements are in millimetres unless otherwise stated. Floorplan measurements are approximate and are not to scale. Lot width is a guide only and may change due to developer covenants and Local Authority guidelines. For more information speak to your Coral Homes New Home Consultant. © Coral Homes Pty Ltd.

Hamilton 242Q

4 | 3 | 2 | 2



Master Bed	3550 x 3600	Activity	2920 x 4200	Outdoor	3690 x 3450	House Length	23.20m
Bed 2	2920 x 3000	Dining	2900 x 5110			House Width	11.30m
Bed 3	2930 x 3350	Family	4300 x 4300			House Area	242.88m ² (26.14sq)
Bed 4	3020 x 3280	Media	3850 x 3610			Lot width	12.5m+

Floorplan and lot width based on Designer facade. Floorplan is indicative only, conceptual in nature and subject to change without notice. Floorplan may depict features and/or other products which are not included in the house design, not included in the house price and/or not available from Coral Homes. All measurements are in millimetres unless otherwise stated. Floorplan measurements are approximate and are not to scale. Lot width is a guide only and may change due to developer covenants and Local Authority guidelines. For more information speak to your Coral Homes New Home Consultant. © Coral Homes Pty Ltd.

Hamilton Facades

12m+ Lot Width



Scan
to view
full facade
range

Coastal Display Facade



Display facade depicts upgraded features that may not be available in all home designs. Speak with your New Home Consultant for full details on standard inclusions and available facade options.

Pavilion



East Hamptons



Southampton



Hamptons



Designer



Display facade images depict upgraded entry doors, two external paint colours, feature lighting and other items which Coral Homes may not offer or may be subject to additional charge. All facade images are intended as a guide only and may depict non-standard items such as feature stone, feature brickwork, timber-look panelling, render finish, upgraded garage door colour, two or more paint colours, upgraded entry door, upgraded windows, feature lighting and other items which Coral Homes may not offer or may be subject to additional charge. Facades are indicative only, conceptual in nature and are subject to design changes without notice. Reduced eaves may be utilized subject to lot width requirements. External works such as driveways, landscaping and fencing are not supplied by Coral Homes. For accurate and current information, including house-specific facade drawings, please speak with your Coral Homes New Home Consultant.

All facade images are intended as a guide only and may depict non-standard items such as feature stone, feature brickwork, timber-look panelling, render finish, upgraded garage door colour, two or more paint colours, upgraded entry door, upgraded windows, feature lighting and other items which Coral Homes may not offer or may be subject to additional charge. Facades are indicative only, conceptual in nature and are subject to design changes without notice. Reduced eaves may be utilized subject to lot width requirements. External works such as driveways, landscaping and fencing are not supplied by Coral Homes. For accurate and current information, including house-specific facade drawings, please speak with your Coral Homes New Home Consultant.

Lagos Series

These four-bedroom homes are created for families that enjoy both open-plan living and private spaces to retreat. The kids' activity room and bedrooms are located in one section of the home, while the master sits on the opposite side. Enjoy little luxuries such as a walk-in pantry, multiple linen cupboards, a walk-in master robe and double vanity in the ensuite.



Scan to view series

Lagos – Kinma Valley, Morayfield



Photography from Lagos at Kinma Valley, Morayfield depicts non-standard items including upgraded timber flooring, upgraded island cabinetry profiles and handles, upgraded splashback tiling, 900mm appliances, feature lighting, ceiling height and other items which Coral Homes may not offer or are subject to additional charge. Items such as homewares and furniture are not supplied by Coral Homes. Speak with your New Home Consultant for more details.

Lagos (East Hamptons Display Facade) – Kinma Valley, Morayfield

On display



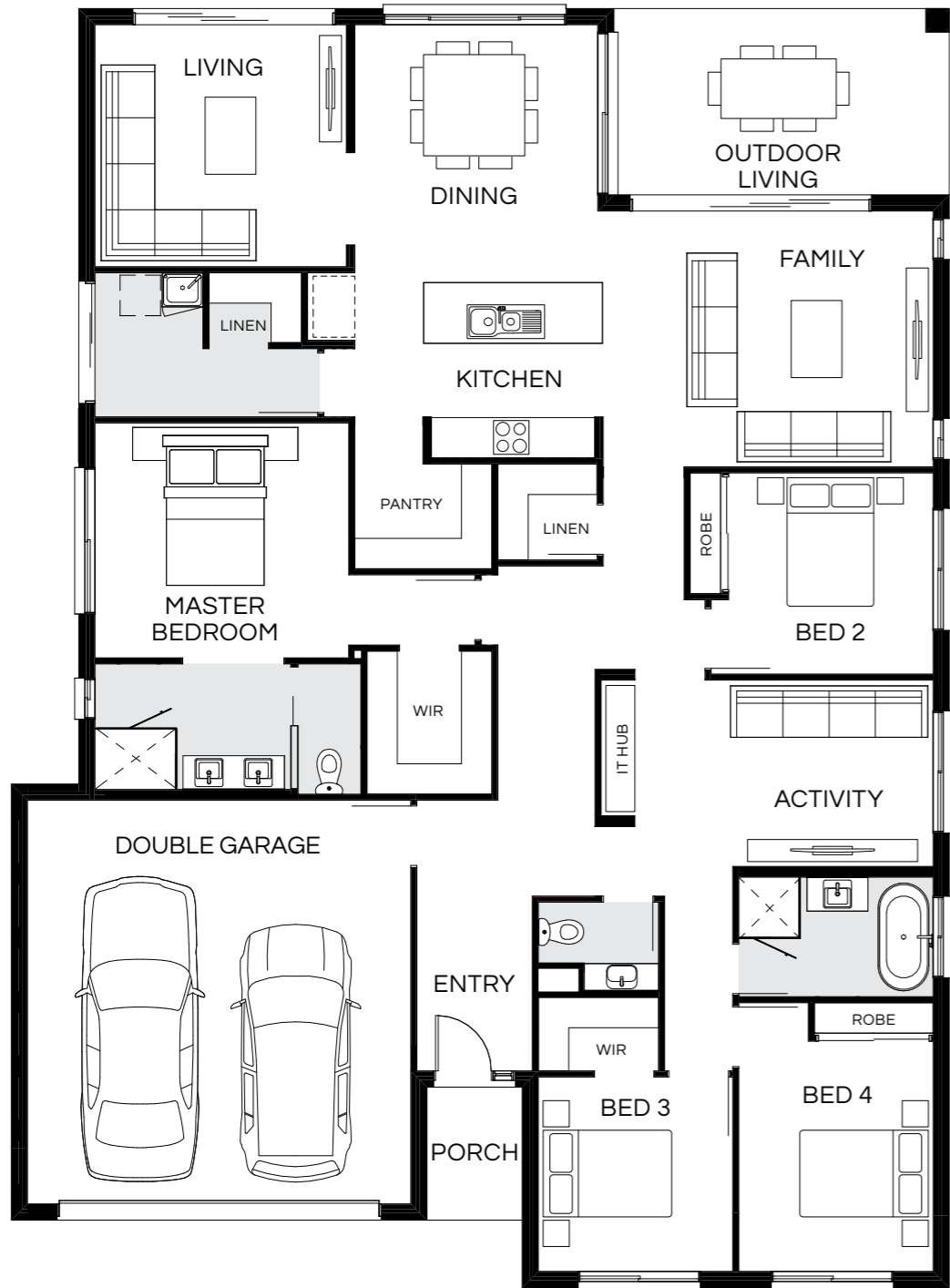
Lagos – Kinma Valley, Morayfield



Photography from Lagos at Kinma Valley, Morayfield depicts non-standard facade and items including upgraded entry door, two external paint colours, feature lighting, upgraded timber flooring, upgraded island cabinetry profiles and handles, dishwasher, built-in microwave, feature lighting, cornerless stacker doors and handles, extended outdoor living areas, fan, ceiling height and other items which Coral Homes may not offer or are subject to additional charge. Items such as homewares, furniture, timber decking, driveways, outdoor tiling, landscaping and fencing are not supplied by Coral Homes. Speak with your New Home Consultant for more details.

Lagos 244Q

4 3 2.5 2



Master Bed	3500 x 3780	Activity	2780 x 4430	Outdoor	2760 x 4970	House Length	18.95m
Bed 2	3000 x 3050	Dining	3830 x 3620			House Width	13.90m
Bed 3	2900 x 2900	Family	3810 x 4910			House Area	244.35m ² (26.30sq)
Bed 4	3430 x 2900	Living	3605 x 3745			Lot width	15m+

Floorplan and lot width based on Designer facade. Floorplan is indicative only, conceptual in nature and subject to change without notice. Floorplan may depict features and/or other products which are not included in the house design, not included in the house price and/or not available from Coral Homes. All measurements are in millimetres unless otherwise stated. Floorplan measurements are approximate and are not to scale. Lot width is a guide only and may change due to developer covenants and Local Authority guidelines. For more information speak to your Coral Homes New Home Consultant. © Coral Homes Pty Ltd.

Lagos 263Q

4 3 2.5 2

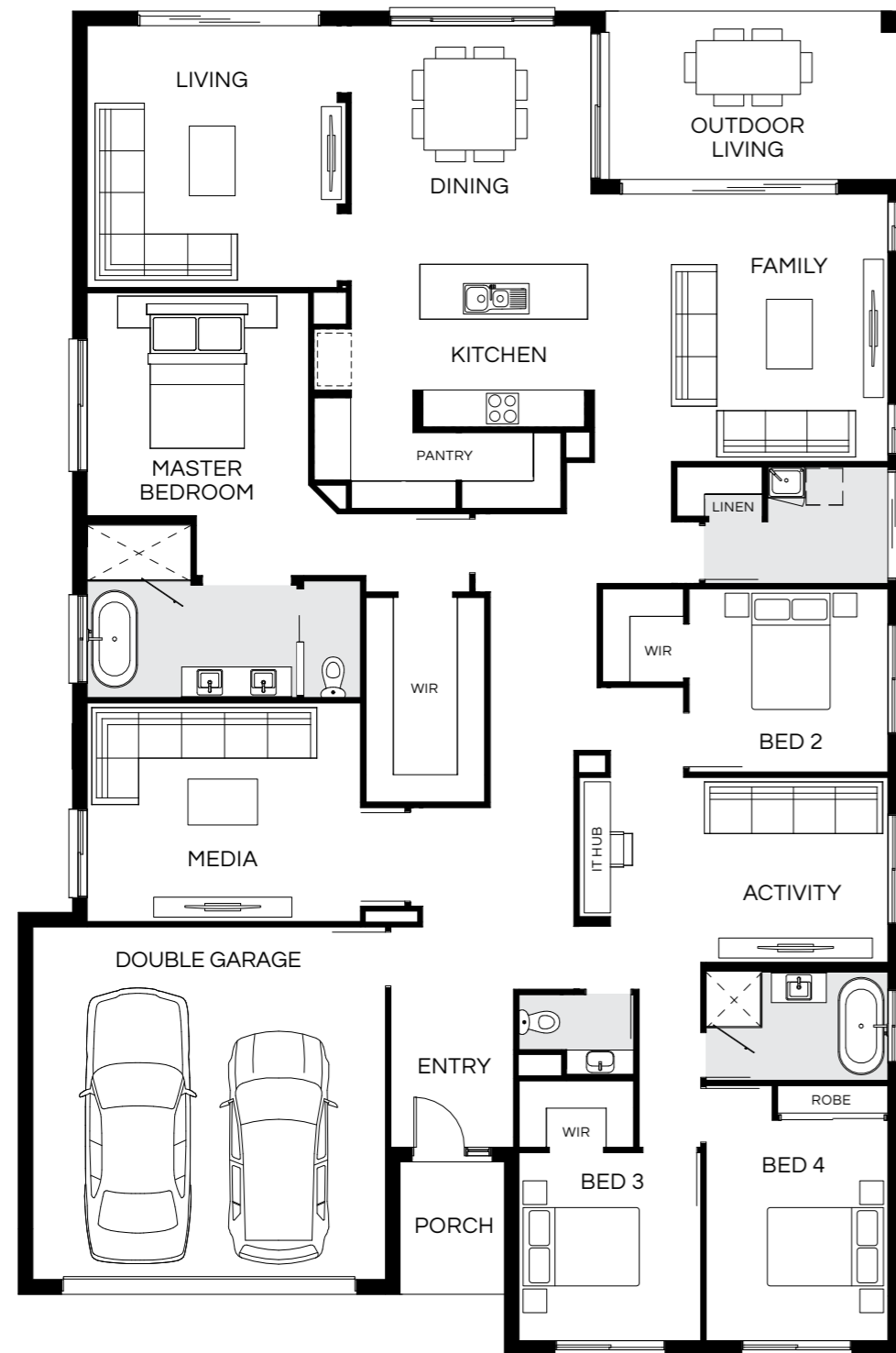


Master Bed	3680 x 3970	Activity	3000 x 4570	Outdoor	2760 x 4980	House Length	20.03m
Bed 2	3000 x 3450	Dining	4130 x 3920			House Width	14.40m
Bed 3	3000 x 3000	Family	4000 x 4980			House Area	263.66m ² (28.38sq)
Bed 4	3530 x 3000	Living	4015 x 3900			Lot width	15.5m+

Floorplan and lot width based on Designer facade. Floorplan is indicative only, conceptual in nature and subject to change without notice. Floorplan may depict features and/or other products which are not included in the house design, not included in the house price and/or not available from Coral Homes. All measurements are in millimetres unless otherwise stated. Floorplan measurements are approximate and are not to scale. Lot width is a guide only and may change due to developer covenants and Local Authority guidelines. For more information speak to your Coral Homes New Home Consultant. © Coral Homes Pty Ltd.

Lagos 298Q

4 4 2.5 2



Master Bed	3670 x 3650	Activity	3050 x 4570	Media	3600 x 4500	House Length	22.03m
Bed 2	3020 x 3280	Dining	3920 x 3950	Outdoor	2760 x 4870	House Width	14.50m
Bed 3	3100 x 3000	Family	4400 x 4830			House Area	298.31m ² (32.11sq)
Bed 4	3630 x 3000	Living	4310 x 4120			Lot width	16m+

Floorplan and lot width based on Designer facade. Floorplan is indicative only, conceptual in nature and subject to change without notice. Floorplan may depict features and/or other products which are not included in the house design, not included in the house price and/or not available from Coral Homes. All measurements are in millimetres unless otherwise stated. Floorplan measurements are approximate and are not to scale. Lot width is a guide only and may change due to developer covenants and Local Authority guidelines. For more information speak to your Coral Homes New Home Consultant. © Coral Homes Pty Ltd.

Lagos 311Q

4 4 2.5 2



Master Bed	3910 x 3700	Activity	3200 x 4510	Media	3850 x 4630	House Length	22.80m
Bed 2	3150 x 3280	Dining	4290 x 4050	Outdoor	2760 x 4870	House Width	14.70m
Bed 3	3150 x 3000	Family	4800 x 4955			House Area	311.65m ² (33.55sq)
Bed 4	3680 x 3000	Living	4520 x 4170			Lot width	16m+

Floorplan and lot width based on Designer facade. Floorplan is indicative only, conceptual in nature and subject to change without notice. Floorplan may depict features and/or other products which are not included in the house design, not included in the house price and/or not available from Coral Homes. All measurements are in millimetres unless otherwise stated. Floorplan measurements are approximate and are not to scale. Lot width is a guide only and may change due to developer covenants and Local Authority guidelines. For more information speak to your Coral Homes New Home Consultant. © Coral Homes Pty Ltd.

Lagos Facades

15m+ Lot Width



Scan
to view
full facade
range

Coastal Display Facade



Display facade depicts upgraded features that may not be available in all home designs. Speak with your New Home Consultant for full details on standard inclusions and available facade options.

Lodge



Hamptons



St Kilda



Shoreline



Designer



Display facade images depict upgraded entry doors, feature lighting and other items which Coral Homes may not offer or may be subject to additional charge. All facade images are intended as a guide only and may depict non-standard items such as feature stone, feature brickwork, timber-look panelling, render finish, upgraded garage door colour, two or more paint colours, upgraded entry door, upgraded windows, feature lighting and other items which Coral Homes may not offer or may be subject to additional charge. Facades are indicative only, conceptual in nature and are subject to design changes without notice. Reduced eaves may be utilized subject to lot width requirements. External works such as driveways, landscaping and fencing are not supplied by Coral Homes. For accurate and current information, including house-specific facade drawings, please speak with your Coral Homes New Home Consultant.

All facade images are intended as a guide only and may depict non-standard items such as feature stone, feature brickwork, timber-look panelling, render finish, upgraded garage door colour, two or more paint colours, upgraded entry door, upgraded windows, feature lighting and other items which Coral Homes may not offer or may be subject to additional charge. Facades are indicative only, conceptual in nature and are subject to design changes without notice. Reduced eaves may be utilized subject to lot width requirements. External works such as driveways, landscaping and fencing are not supplied by Coral Homes. For accurate and current information, including house-specific facade drawings, please speak with your Coral Homes New Home Consultant.

Lisbon Series

The Lisbon Series welcomes you with a sense of spaciousness from the moment you step inside. The thoughtfully designed layout allows for an effortless flow between the living spaces, with the heart of the home opening seamlessly to a generous outdoor alfresco area, perfect for entertaining. The functional design maximises space with multiple living areas, and offers privacy by separating the master retreat from the kids' bedrooms and activity zone.



Scan to view series

Lisbon (Hamptons Display Facade) – Springfield Rise, Spring Mountain



On display

Award winner

Lisbon – Springfield Rise, Spring Mountain



Lisbon – Springfield Rise, Spring Mountain

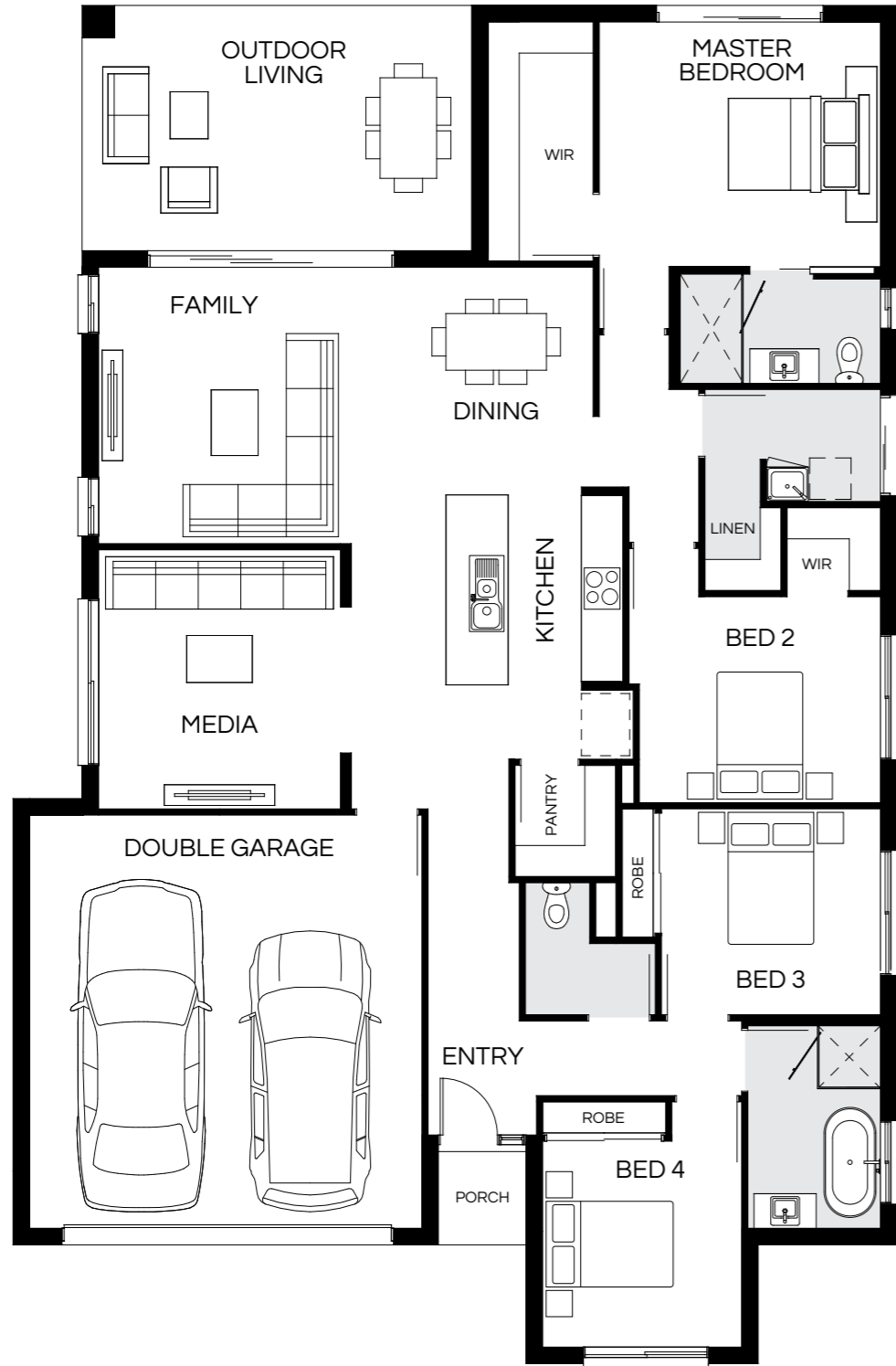


Photography from Lisbon at Springfield Rise, Spring Mountain depicts non-standard items including upgraded timber flooring, upgraded 40mm Caesarstone® island benchtop, farmhouse sink, matte black sink mixer, upgraded splashback tiling, cabinetry handles, profiles and finishes, 900mm appliances, feature lighting, stacker doors, recessed door tracks, outdoor fan, raked and square set ceilings, ceiling height and other items which Coral Homes may not offer or are subject to additional charge. Items such as homewares, furniture, built-in outdoor seating, outdoor tiling, landscaping and fencing are not supplied by Coral Homes. Speak with your New Home Consultant for more details.

Photography from Lisbon at Springfield Rise, Spring Mountain depicts non-standard facade and items including feature render finish, cladding, upgraded entry doors, two external paint colours, porcelain tiling, feature windows and furnishings, feature lighting, upgraded timber flooring, upgraded 40mm Caesarstone® island benchtop with timber posts, farmhouse sink, matte black sink mixer, upgraded splashback tiling, cabinetry handles, profiles and finishes, 900mm appliances, upgraded carpet, feature lighting, stacker doors, recessed door tracks, outdoor fan, raked and square set ceilings, ceiling height and other items which Coral Homes may not offer or are subject to additional charge. Items such as homewares, furniture, wallpaper, built-in outdoor seating, outdoor tiling, driveway, landscaping and fencing are not supplied by Coral Homes. Speak with your New Home Consultant for more details.

Lisbon 223Q

4 | 2 | 2 | 2



Master Bed	3560 x 4090	Dining	3305 x 3520	Outdoor	3550 x 5640	House Length	19.66m
Bed 2	3000 x 3510	Family	4020 x 3660			House Width	12.80m
Bed 3	3000 x 3190	Media	3770 x 3520			House Area	223.92m ² (24.10sq)
Bed 4	3000 x 2900					Lot width	14m+

Floorplan and lot width based on Designer facade. Floorplan is indicative only, conceptual in nature and subject to change without notice. Floorplan may depict features and/or other products which are not included in the house design, not included in the house price and/or not available from Coral Homes. All measurements are in millimetres unless otherwise stated. Floorplan measurements are approximate and are not to scale. Lot width is a guide only and may change due to developer covenants and Local Authority guidelines. For more information speak to your Coral Homes New Home Consultant. © Coral Homes Pty Ltd.

Lisbon 231Q

4 | 2 | 2 | 2



Master Bed	3720 x 4180	Dining	3280 x 3000	Outdoor	3650 x 4530	House Length	18.90m
Bed 2	3020 x 2900	Family	3800 x 4220			House Width	13.76m
Bed 3	3020 x 2900	IT Hub	2410 x 2900			House Area	231.13m ² (24.88sq)
Bed 4	3115 x 3420	Media	3750 x 3730			Lot width	15m+

Floorplan and lot width based on Designer facade. Floorplan is indicative only, conceptual in nature and subject to change without notice. Floorplan may depict features and/or other products which are not included in the house design, not included in the house price and/or not available from Coral Homes. All measurements are in millimetres unless otherwise stated. Floorplan measurements are approximate and are not to scale. Lot width is a guide only and may change due to developer covenants and Local Authority guidelines. For more information speak to your Coral Homes New Home Consultant. © Coral Homes Pty Ltd.

Lisbon – Shoreline Estate, Redland Bay



Lisbon 253Q

4 | 3 | 2 | 2

Lisbon – Shoreline Estate, Redland Bay



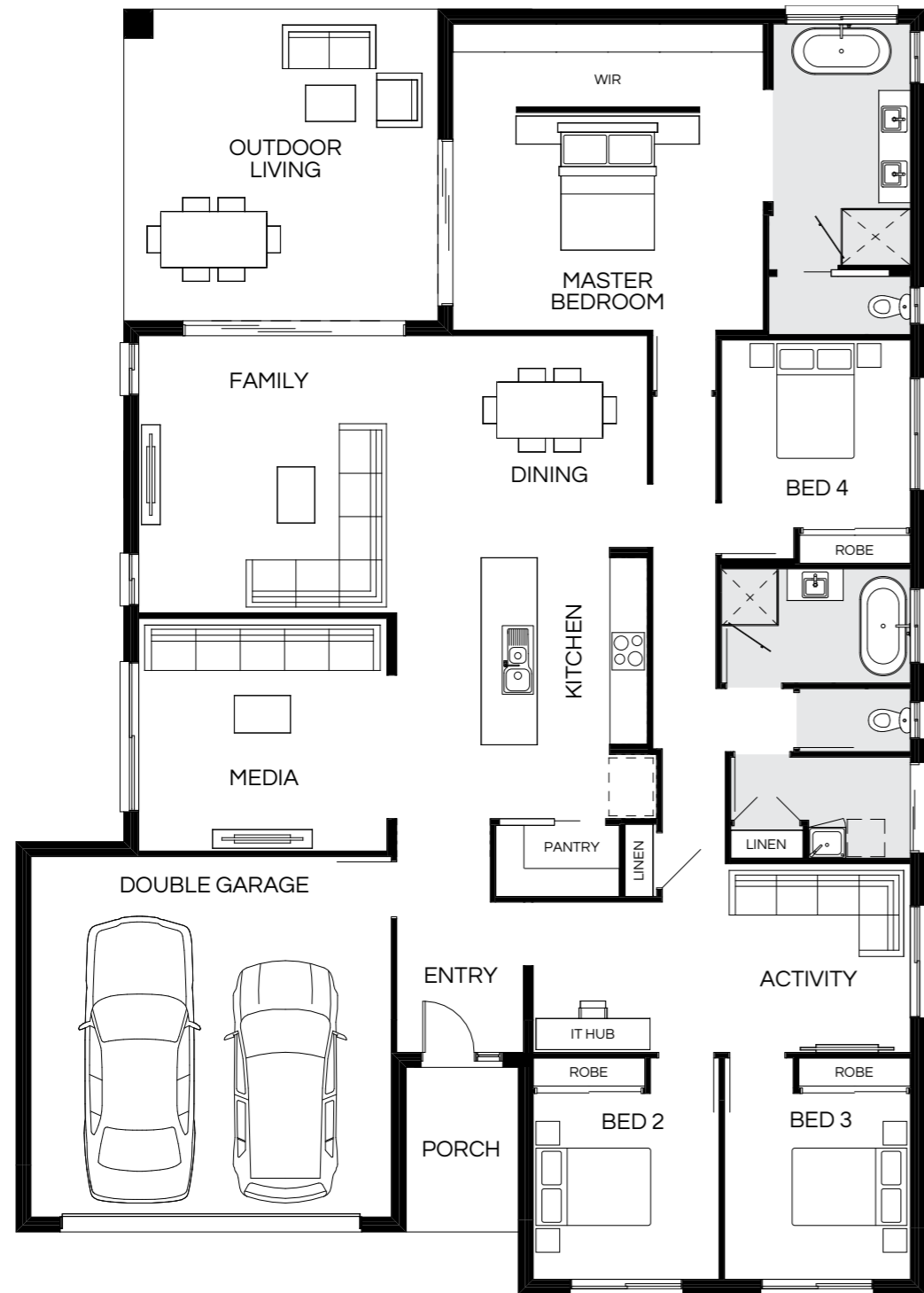
Master Bed	3950 x 3930	Activity	3050 x 4000	Media	3800 x 3850	House Length	19.99m
Bed 2	3000 x 3000	Dining	3740 x 3000	Outdoor	4020 x 5460	House Width	14.34m
Bed 3	3000 x 3000	Family	4370 x 4320			House Area	253.04m ² (27.24sq)
Bed 4	3000 x 3050	IT Hub	2250 x 2070			Lot width	16m+

Photography from Lisbon at Shoreline Estate, Redland Bay depicts non-standard items including upgraded timber flooring, upgraded 40mm Caesarstone® island benchtop, farmhouse sink, gold sink mixer, upgraded splashback tiling, cabinetry handles, profiles and finishes, 900mm appliances, upgraded family room window, feature lighting, upgraded carpet, built-in wardrobe cabinetry, upgraded stacker doors and handles, outdoor fan, porcelain tiling, window furnishings, raked and square set ceilings, ceiling height and other items which Coral Homes may not offer or are subject to additional charge. Items such as homewares, furniture, built-in outdoor seating, outdoor tiling, landscaping and fencing are not supplied by Coral Homes. Speak with your New Home Consultant for more details.

Floorplan and lot width based on Designer facade. Floorplan is indicative only, conceptual in nature and subject to change without notice. Floorplan may depict features and/or other products which are not included in the house design, not included in the house price and/or not available from Coral Homes. All measurements are in millimetres unless otherwise stated. Floorplan measurements are approximate and are not to scale. Lot width is a guide only and may change due to developer covenants and Local Authority guidelines. For more information speak to your Coral Homes New Home Consultant. © Coral Homes Pty Ltd.

Lisbon 269Q

4 | 3 | 2 | 2

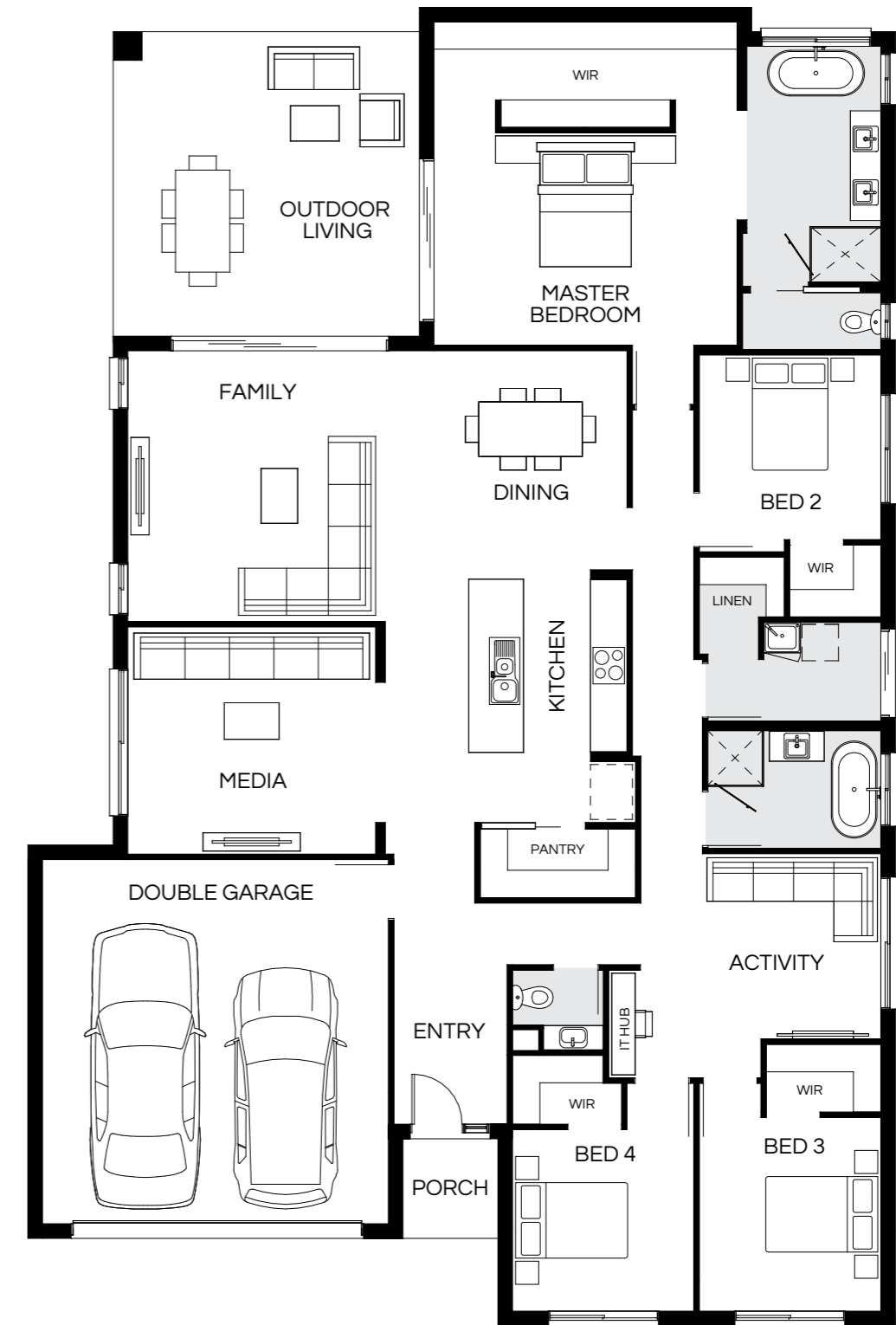


Master Bed	3510 x 5000	Activity	3045 x 4000	Media	3750 x 4000	House Length	20.615m
Bed 2	3000 x 3000	Dining	3565 x 3350	Outdoor	5000 x 5040	House Width	14.59m
Bed 3	3000 x 3000	Family	4465 x 4830			House Area	269.61m ² (29.02sq)
Bed 4	3030 x 3050	IT Hub	2430 x 2070			Lot width	16m+

Floorplan and lot width based on Designer facade. Floorplan is indicative only, conceptual in nature and subject to change without notice. Floorplan may depict features and/or other products which are not included in the house design, not included in the house price and/or not available from Coral Homes. All measurements are in millimetres unless otherwise stated. Floorplan measurements are approximate and are not to scale. Lot width is a guide only and may change due to developer covenants and Local Authority guidelines. For more information speak to your Coral Homes New Home Consultant. © Coral Homes Pty Ltd.

Lisbon 275Q

4 | 3 | 2.5 | 2

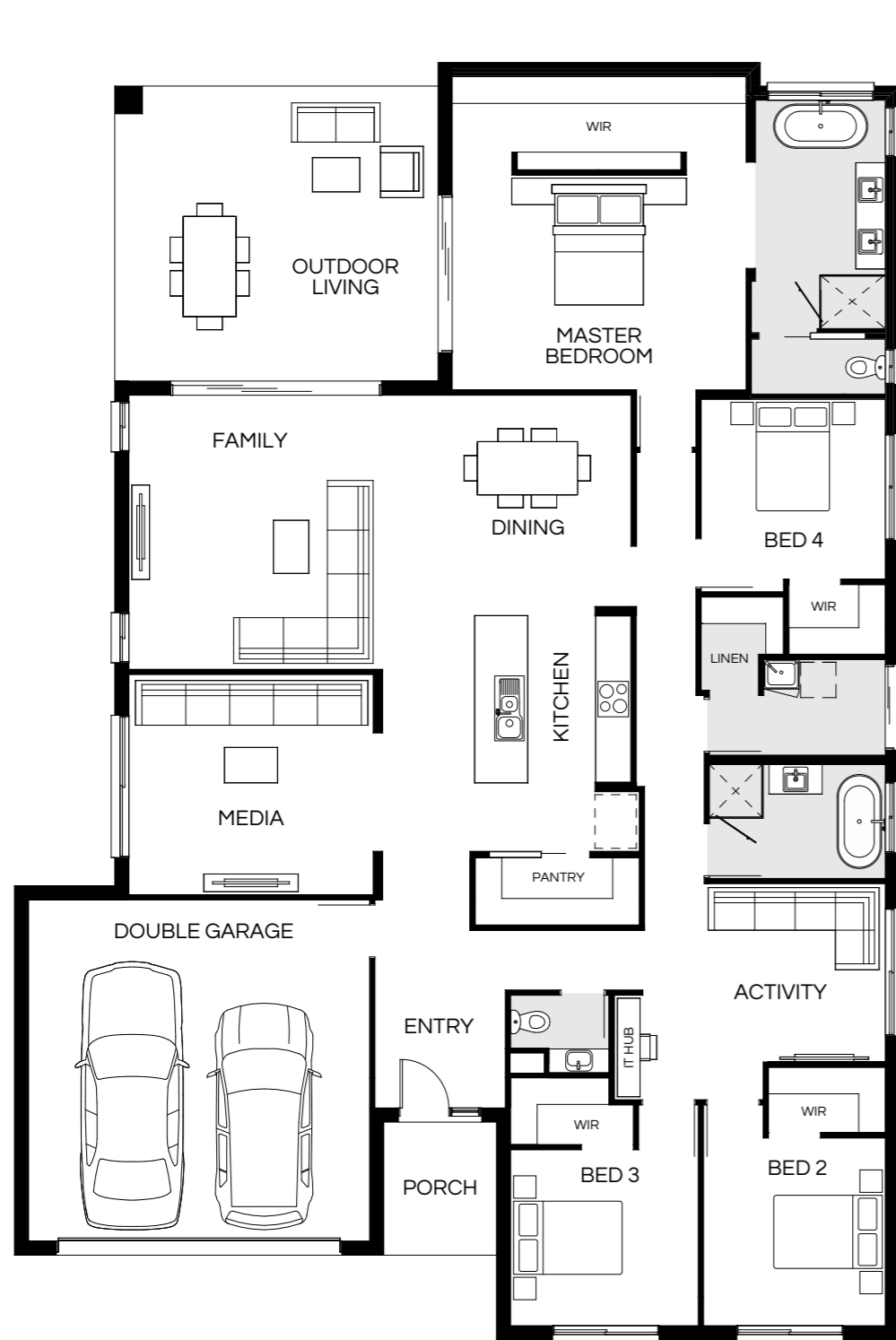


Master Bed	3510 x 5000	Activity	3060 x 3960	Outdoor	5000 x 5030	House Length	21.65m
Bed 2	3050 x 3000	Dining	3760 x 3280			House Width	14.25m
Bed 3	3200 x 3000	Family	4465 x 4940			House Area	275.22m ² (29.63sq)
Bed 4	3000 x 3000	Media	3750 x 4090			Lot width	15.5m+

Floorplan and lot width based on Designer facade. Floorplan is indicative only, conceptual in nature and subject to change without notice. Floorplan may depict features and/or other products which are not included in the house design, not included in the house price and/or not available from Coral Homes. All measurements are in millimetres unless otherwise stated. Floorplan measurements are approximate and are not to scale. Lot width is a guide only and may change due to developer covenants and Local Authority guidelines. For more information speak to your Coral Homes New Home Consultant. © Coral Homes Pty Ltd.

Lisbon 286Q

4 | 3 | 2.5 | 2

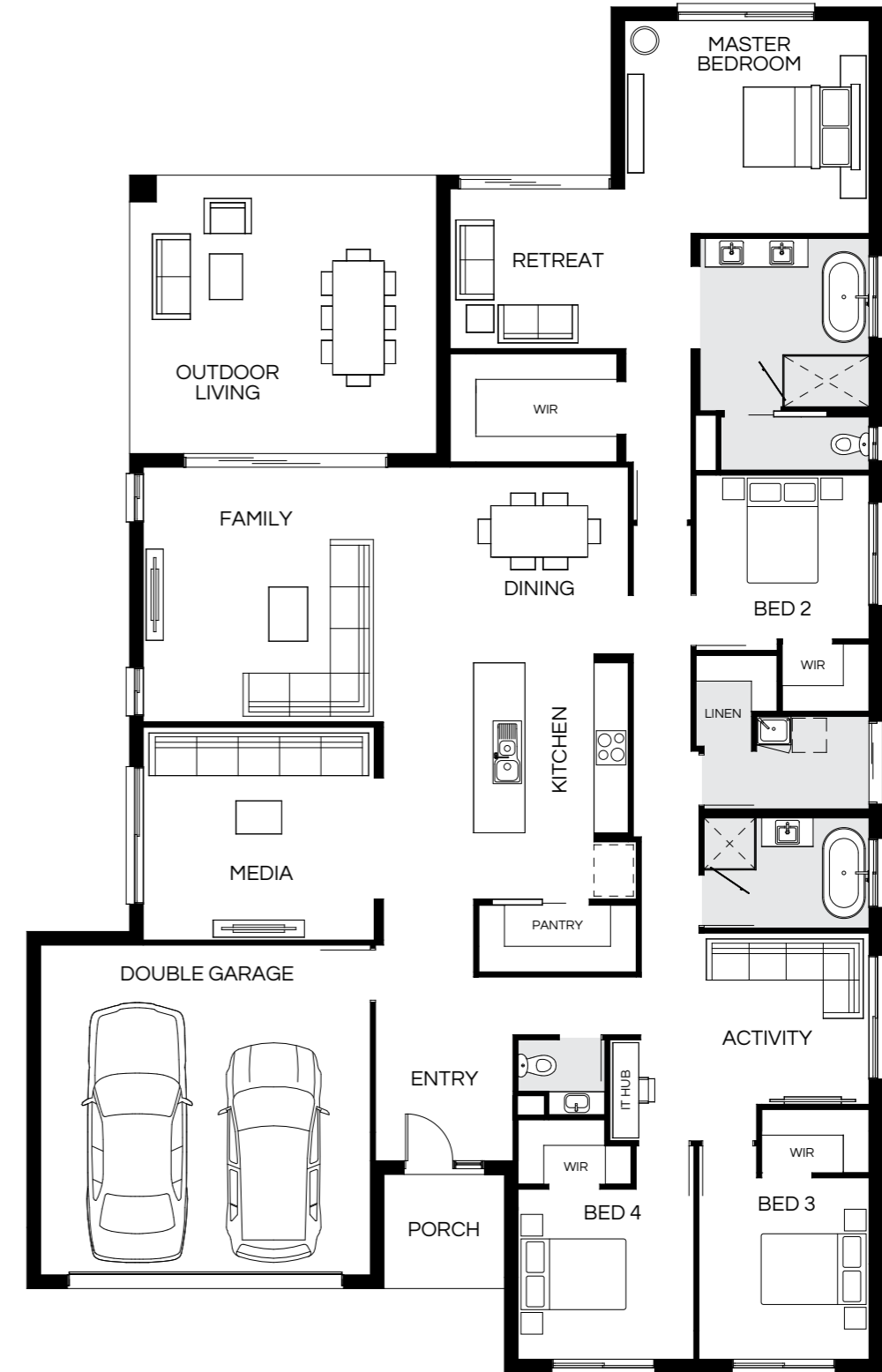


Master Bed	3660 x 5000	Activity	3040 x 4100	Outdoor	5000 x 5480	House Length	21.65m
Bed 2	3200 x 3100	Dining	3745 x 3630			House Width	15.00m
Bed 3	3000 x 3200	Family	4665 x 4900			House Area	286.17m ² (30.80sq)
Bed 4	3070 x 3140	Media	3750 x 4160			Lot width	16.5m⁺

Floorplan and lot width based on Designer facade. Floorplan is indicative only, conceptual in nature and subject to change without notice. Floorplan may depict features and/or other products which are not included in the house design, not included in the house price and/or not available from Coral Homes. All measurements are in millimetres unless otherwise stated. Floorplan measurements are approximate and are not to scale. Lot width is a guide only and may change due to developer covenants and Local Authority guidelines. For more information speak to your Coral Homes New Home Consultant. © Coral Homes Pty Ltd.

Lisbon 292Q

4 | 4 | 2.5 | 2



Master Bed	3750 x 4300	Activity	3020 x 4010	Retreat	2820 x 4240	House Length	23.95m
Bed 2	2890 x 3050	Dining	3440 x 3650	Outdoor	4880 x 5380	House Width	15.00m
Bed 3	3200 x 3000	Family	4490 x 4870			House Area	292.78m ² (31.52sq)
Bed 4	3000 x 3100	Media	3750 x 4070			Lot width	16.5m⁺

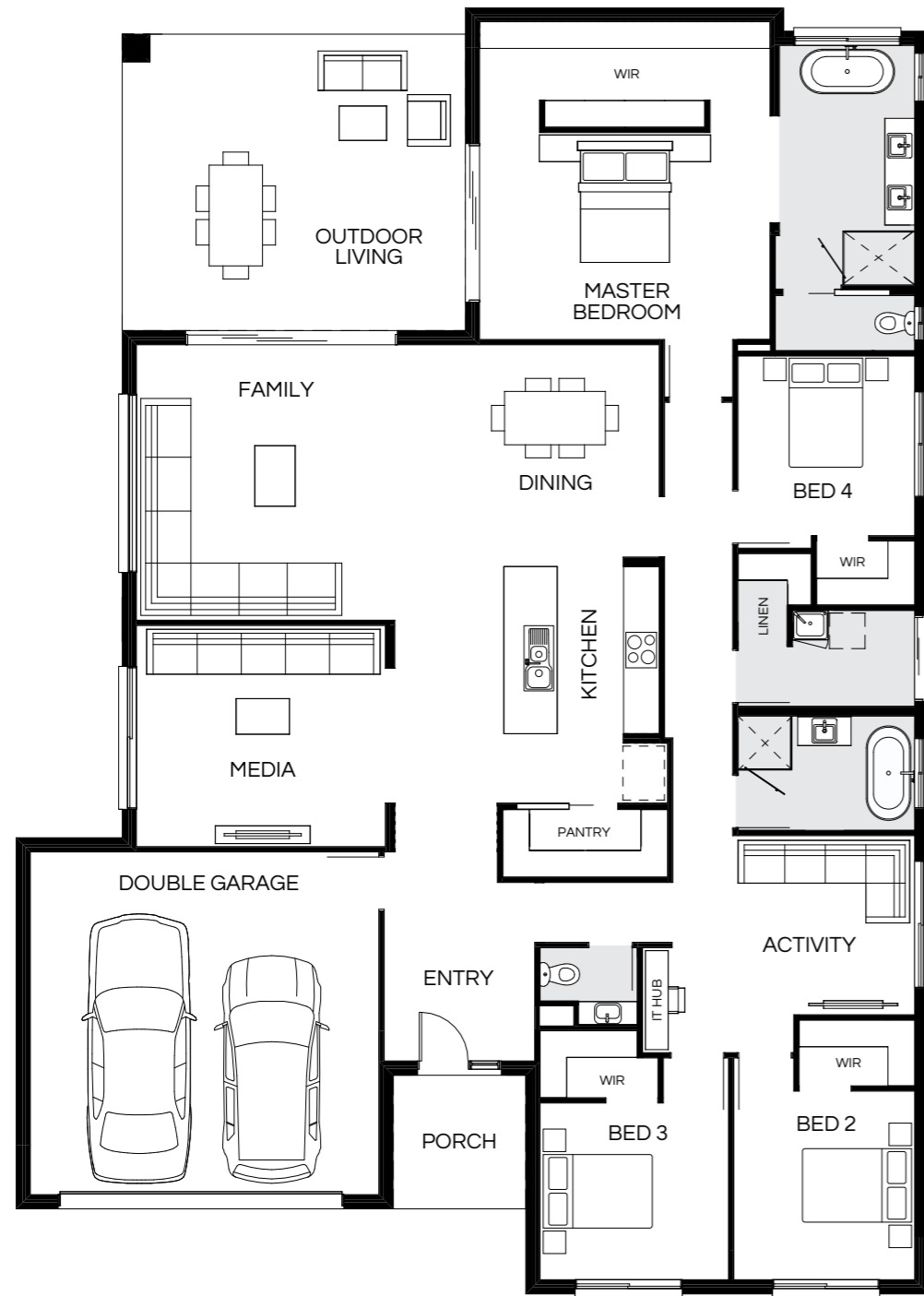
Floorplan and lot width based on Designer facade. Floorplan is indicative only, conceptual in nature and subject to change without notice. Floorplan may depict features and/or other products which are not included in the house design, not included in the house price and/or not available from Coral Homes. All measurements are in millimetres unless otherwise stated. Floorplan measurements are approximate and are not to scale. Lot width is a guide only and may change due to developer covenants and Local Authority guidelines. For more information speak to your Coral Homes New Home Consultant. © Coral Homes Pty Ltd.

On display

Award winner

Lisbon 293Q

4 | 3 | 2.5 | 2

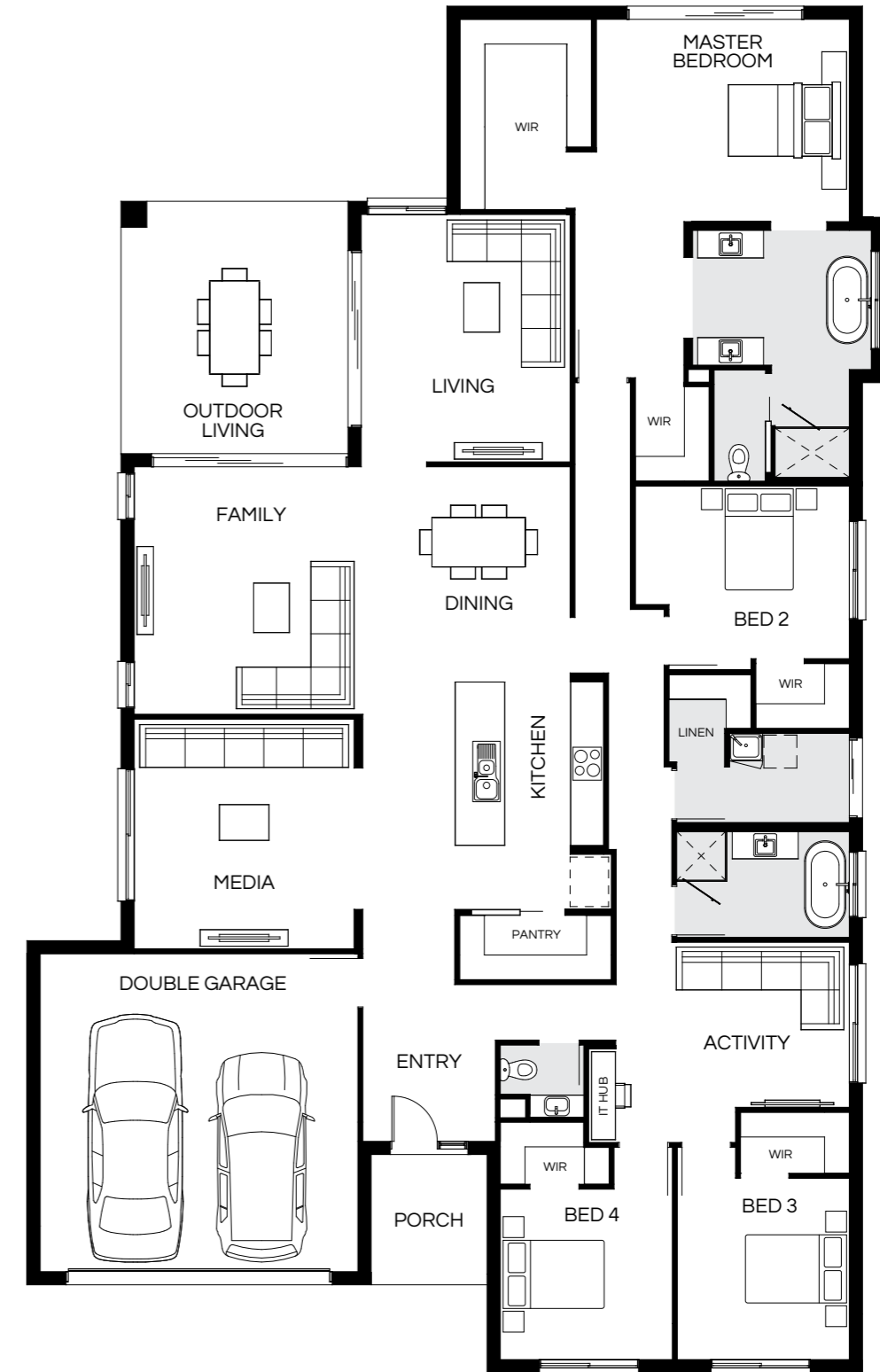


Master Bed	3510 x 4920	Activity	3040 x 4100	Outdoor	5050 x 5790	House Length	21.70m
Bed 2	3200 x 3070	Dining	3750 x 3940			House Width	15.40m
Bed 3	3000 x 3200	Family	4665 x 4900			House Area	293.47m ² (31.59sq)
Bed 4	3050 x 3000	Media	3750 x 4220			Lot width	16.5m⁺

Floorplan and lot width based on Designer facade. Floorplan is indicative only, conceptual in nature and subject to change without notice. Floorplan may depict features and/or other products which are not included in the house design, not included in the house price and/or not available from Coral Homes. All measurements are in millimetres unless otherwise stated. Floorplan measurements are approximate and are not to scale. Lot width is a guide only and may change due to developer covenants and Local Authority guidelines. For more information speak to your Coral Homes New Home Consultant. © Coral Homes Pty Ltd.

Lisbon 315Q

4 | 4 | 2.5 | 2



Master Bed	3700 x 4620	Activity	3020 x 4260	Media	4200 x 4020	House Length	24.86m
Bed 2	3160 x 3300	Dining	3925 x 3790	Outdoor	4590 x 4130	House Width	15.60m
Bed 3	3320 x 3150	Family	4520 x 4160			House Area	315.57m ² (33.97sq)
Bed 4	3120 x 3150	Living	4520 x 3820			Lot width	17m⁺

Floorplan and lot width based on Designer facade. Floorplan is indicative only, conceptual in nature and subject to change without notice. Floorplan may depict features and/or other products which are not included in the house design, not included in the house price and/or not available from Coral Homes. All measurements are in millimetres unless otherwise stated. Floorplan measurements are approximate and are not to scale. Lot width is a guide only and may change due to developer covenants and Local Authority guidelines. For more information speak to your Coral Homes New Home Consultant. © Coral Homes Pty Ltd.

Lisbon Facades

14m+ Lot Width



Scan
to view
full facade
range

East Hamptons



Lodge



Elliot Portico



Designer



Hamptons



All facade images are intended as a guide only and may depict non-standard items such as feature stone, feature brickwork, timber-look paneling, render finish, upgraded garage door colour, two or more paint colours, upgraded entry door, upgraded windows, feature lighting and other items which Coral Homes may not offer or may be subject to additional charge. Facades are indicative only, conceptual in nature and are subject to design changes without notice. Reduced eaves may be utilized subject to lot width requirements. External works such as driveways, landscaping and fencing are not supplied by Coral Homes. For accurate and current information, including house-specific facade drawings, please speak with your Coral Homes New Home Consultant.

All facade images are intended as a guide only and may depict non-standard items such as feature stone, feature brickwork, timber-look paneling, render finish, upgraded garage door colour, two or more paint colours, upgraded entry door, upgraded windows, feature lighting and other items which Coral Homes may not offer or may be subject to additional charge. Facades are indicative only, conceptual in nature and are subject to design changes without notice. Reduced eaves may be utilized subject to lot width requirements. External works such as driveways, landscaping and fencing are not supplied by Coral Homes. For accurate and current information, including house-specific facade drawings, please speak with your Coral Homes New Home Consultant.

Lisbon Facades

15m-17m+ Lot Width



Scan
to view
full facade
range

Lodge Display Facade



Display facade depicts upgraded features that may not be available in all home designs. Speak with your New Home Consultant for full details on standard inclusions and available facade options.

East Hamptons



Modern Display Facade



Display facade depicts upgraded features that may not be available in all home designs. Speak with your New Home Consultant for full details on standard inclusions and available facade options.

Elliot Portico



Hamptons Display Facade



Display facade depicts upgraded features that may not be available in all home designs. Speak with your New Home Consultant for full details on standard inclusions and available facade options.

Designer



Display facade images depict feature stone, render finish, cladding, timber panelling, upgraded entry doors with timber surround, highlight windows to front entry doors, double entry doors, two external paint colours, timber panel garage door, feature windows and furnishings, feature lighting and other items which Coral Homes may not offer or may be subject to additional charge. All facade images are intended as a guide only and may depict non-standard items such as feature stone, feature brickwork, timber-look panelling, render finish, upgraded garage door colour, two or more paint colours, upgraded entry door, upgraded windows, feature lighting and other items which Coral Homes may not offer or may be subject to additional charge. Facades are indicative only, conceptual in nature and are subject to design changes without notice. Reduced eaves may be utilized subject to lot width requirements. External works such as driveways, landscaping and fencing are not supplied by Coral Homes. For accurate and current information, including house-specific facade drawings, please speak with your Coral Homes New Home Consultant.

All facade images are intended as a guide only and may depict non-standard items such as feature stone, feature brickwork, timber-look panelling, render finish, upgraded garage door colour, two or more paint colours, upgraded entry door, upgraded windows, feature lighting and other items which Coral Homes may not offer or may be subject to additional charge. Facades are indicative only, conceptual in nature and are subject to design changes without notice. External works such as driveways, landscaping and fencing are not supplied by Coral Homes. For accurate and current information, including house-specific facade drawings, please speak with your Coral Homes New Home Consultant.

Madrid Series

Featuring a modern kitchen and an oversized walk-in pantry, the Madrid Series is the perfect single storey family home. This spacious design has four bedrooms including a generous master suite, multiple living spaces and double garage. Designed for lot widths of 12m or more.



Scan to view series

Madrid (Pavilion Display Facade) – Springfield Rise, Spring Mountain

On display



Madrid – Springfield Rise, Spring Mountain



Madrid – Springfield Rise, Spring Mountain

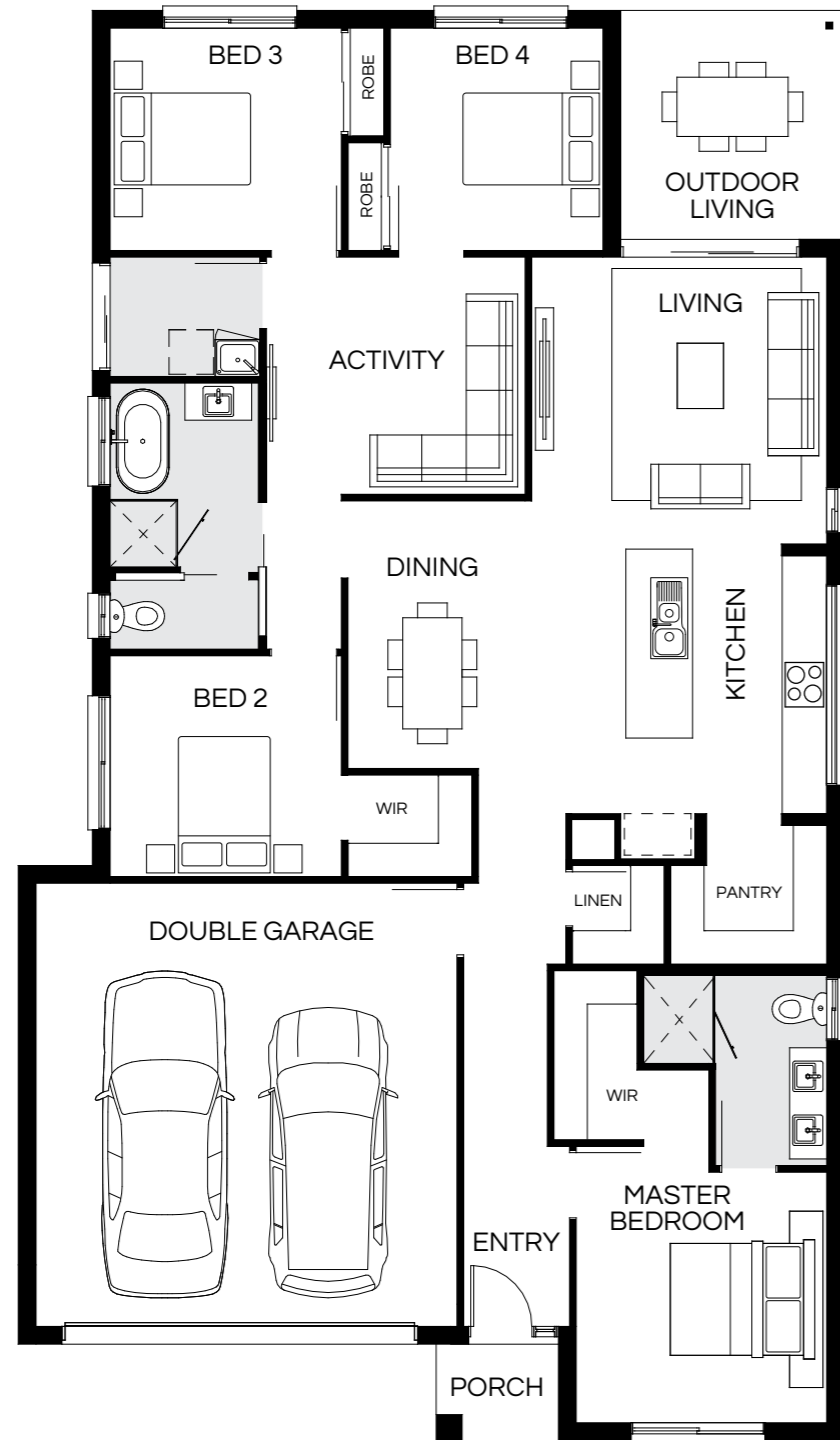


Photography from Madrid at Springfield Rise, Spring Mountain depicts non-standard items including upgraded porcelain tiling, upgraded Caesarstone® waterfall island benchtop and laminated finish, matte black sink mixer, cabinetry handles and finishes, upgraded splashback tiling, 900mm appliances, feature lighting, upgraded carpet, raked and square set ceiling, and ceiling height and other items which Coral Homes may not offer or are subject to additional charge. Items such as homewares, furniture and refrigerators are not supplied by Coral Homes. Speak with your New Home Consultant for more details.

Photography from Madrid at Springfield Rise, Spring Mountain depicts non-standard facade and items including feature tiling, timber and render finish, upgraded entry door, stained entry door frame, matte black handle, upgraded windows and furnishings, feature lighting, upgraded porcelain tiling, upgraded Caesarstone® waterfall island benchtop and laminated finish, matte black sink mixer, cabinetry finishes, upgraded splashback tiling, 900mm appliances, feature lighting, upgraded carpet, built-in desk, upgraded living room window, sliding doors, raked and square set ceiling and other items which Coral Homes may not offer or are subject to additional charge. Items such as homewares, furniture, refrigerators, TV, driveways, outdoor tiling, landscaping and fencing are not supplied by Coral Homes. Speak with your New Home Consultant for more details.

Madrid 196Q

4 | 2 | 2 | 2



Master Bed	3400 x 3400	Activity	3220 x 3510	Outdoor	3090 x 3020	House Length	19.30m
Bed 2	3000 x 3140	Dining	3630 x 3760			House Width	11.15m
Bed 3	3020 x 3140	Living	3890 x 4000			House Area	196.32m ² (21.13sq)
Bed 4	3020 x 2890					Lot width	12.5m⁺

Floorplan and lot width based on Designer facade. Floorplan is indicative only, conceptual in nature and subject to change without notice. Floorplan may depict features and/or other products which are not included in the house design, not included in the house price and/or not available from Coral Homes. All measurements are in millimetres unless otherwise stated. Floorplan measurements are approximate and are not to scale. Lot width is a guide only and may change due to developer covenants and Local Authority guidelines. For more information speak to your Coral Homes New Home Consultant. © Coral Homes Pty Ltd.

Madrid 205Q

4 | 2 | 2 | 2



Master Bed	3650 x 3350	Activity	3240 x 3950	Outdoor	3070 x 2960	House Length	20.60m
Bed 2	3000 x 3280	Dining	2900 x 4420			House Width	10.90m
Bed 3	2900 x 2920	Living	3650 x 4420			House Area	205.76m ² (22.15sq)
Bed 4	3000 x 2920					Lot width	12m⁺

Floorplan and lot width based on Designer facade. Floorplan is indicative only, conceptual in nature and subject to change without notice. Floorplan may depict features and/or other products which are not included in the house design, not included in the house price and/or not available from Coral Homes. All measurements are in millimetres unless otherwise stated. Floorplan measurements are approximate and are not to scale. Lot width is a guide only and may change due to developer covenants and Local Authority guidelines. For more information speak to your Coral Homes New Home Consultant. © Coral Homes Pty Ltd.

Madrid – North Harbour Estate, Burpengary East

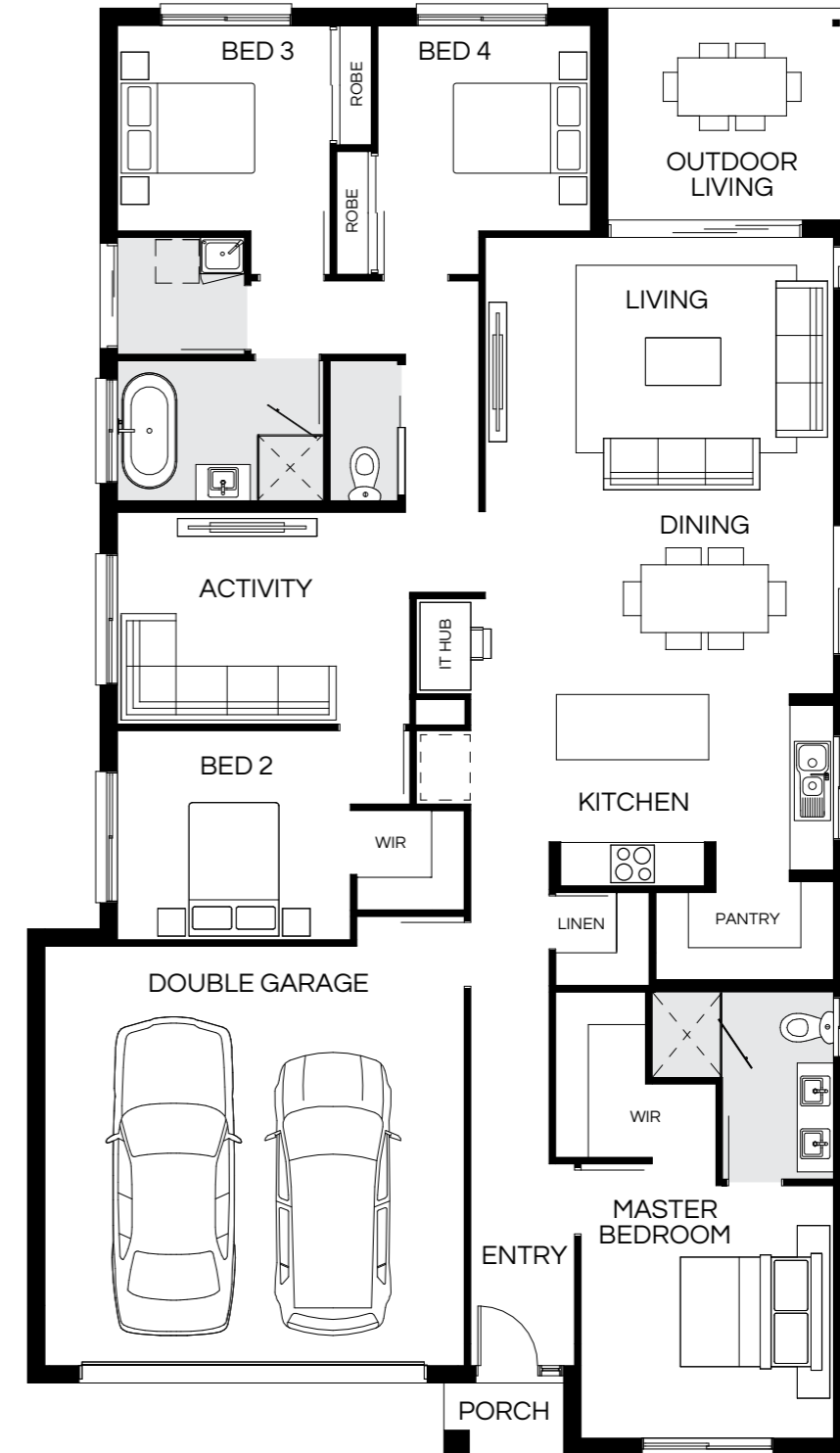


Madrid – North Harbour Estate, Burpengary East



Madrid 208Q

4 | 2 | 2 | 2



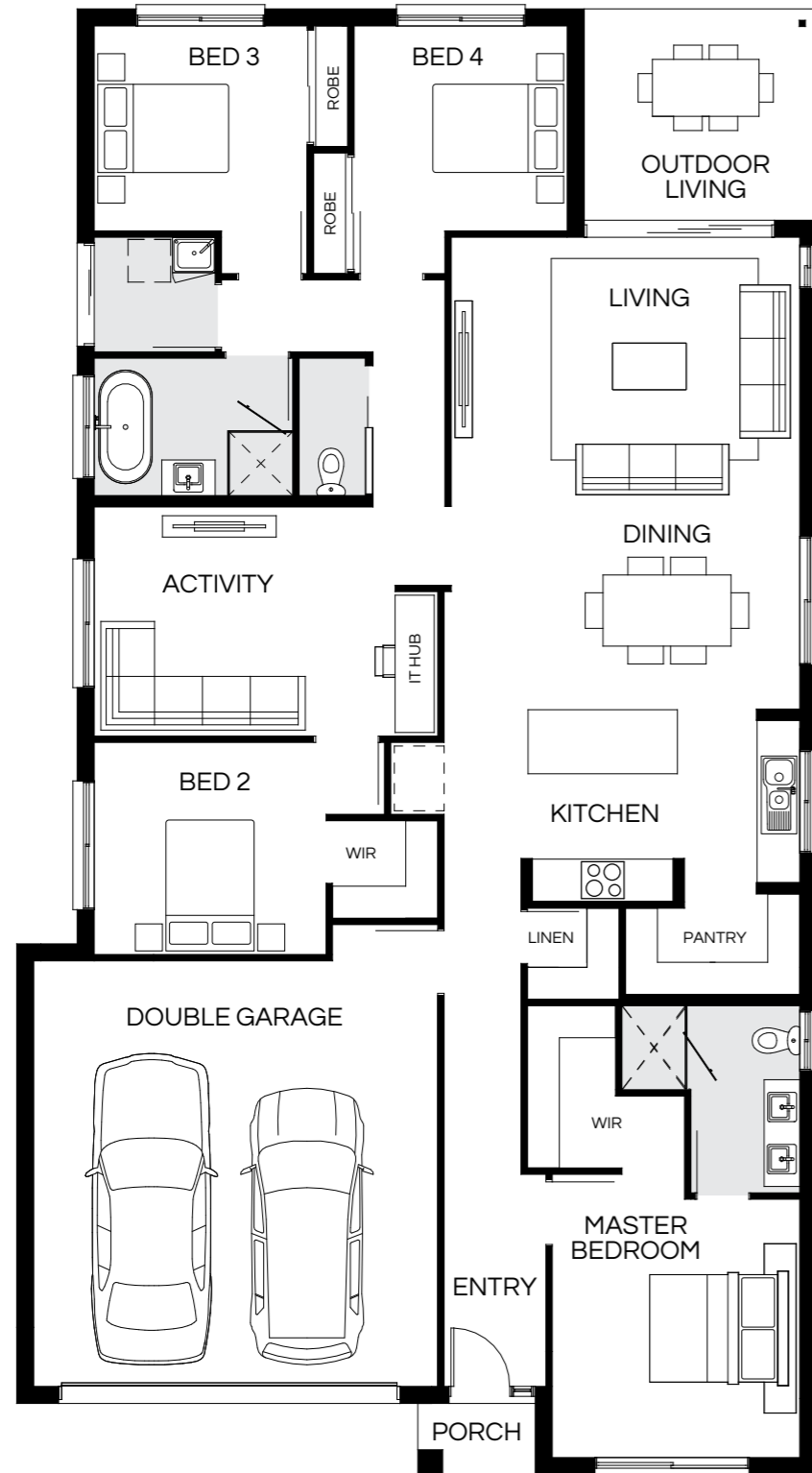
Master Bed	3500 x 3500	Activity	2940 x 4050	Outdoor	2920 x 3350	House Length	19.95m
Bed 2	2900 x 3230	Dining	2810 x 4820			House Width	11.35m
Bed 3	2850 x 2950	Living	3500 x 4820			House Area	208m ² (22.39sq)
Bed 4	2850 x 2950					Lot width	12.5m+

Photography from Madrid at North Harbour Estate, Burpengary East depicts non-standard items including upgraded porcelain tiling, upgraded Caesarstone® benchtop and upgraded laminated finishes to island cabinetry, cabinetry finishes and handles, upgraded splashback tiling, 900mm appliances, feature lighting, window splashback, raked and square set ceiling and other items which Coral Homes may not offer or are subject to additional charge. Items such as homewares, furniture, refrigerators, landscaping and fencing are not supplied by Coral Homes. Speak with your New Home Consultant for more details.

Floorplan and lot width based on Designer facade. Floorplan is indicative only, conceptual in nature and subject to change without notice. Floorplan may depict features and/or other products which are not included in the house design, not included in the house price and/or not available from Coral Homes. All measurements are in millimetres unless otherwise stated. Floorplan measurements are approximate and are not to scale. Lot width is a guide only and may change due to developer covenants and Local Authority guidelines. For more information speak to your Coral Homes New Home Consultant. © Coral Homes Pty Ltd.

Madrid 214Q

4 | 2 | 2 | 2

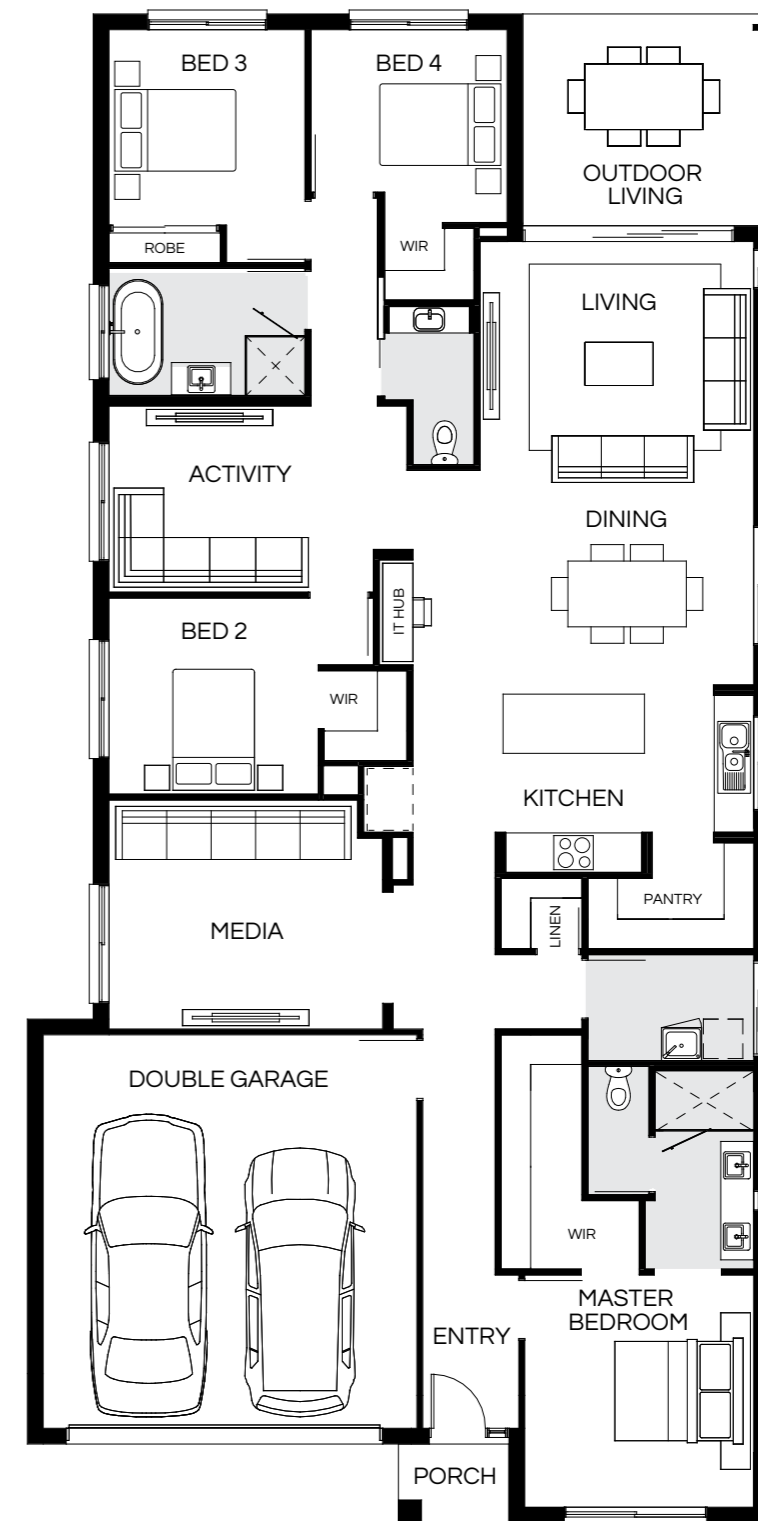


Master Bed	3650 x 3500	Activity	3240 x 4240	Outdoor	2970 x 3270	House Length	20.60m
Bed 2	3000 x 3280	Dining	2900 x 5020			House Width	11.25m
Bed 3	2900 x 3015	Living	3750 x 4920			House Area	214.93m ² (23.14sq)
Bed 4	2900 x 3015					Lot width	12.5m+

Floorplan and lot width based on Designer facade. Floorplan is indicative only, conceptual in nature and subject to change without notice. Floorplan may depict features and/or other products which are not included in the house design, not included in the house price and/or not available from Coral Homes. All measurements are in millimetres unless otherwise stated. Floorplan measurements are approximate and are not to scale. Lot width is a guide only and may change due to developer covenants and Local Authority guidelines. For more information speak to your Coral Homes New Home Consultant. © Coral Homes Pty Ltd.

Madrid 236Q

4 | 3 | 2.5 | 2



Master Bed	3550 x 3500	Activity	2850 x 4040	Outdoor	3220 x 3750	House Length	22.94m
Bed 2	3000 x 3200	Dining	3410 x 5200			House Width	11.28m
Bed 3	2990 x 3000	Living	3480 x 4180			House Area	236.72m ² (25.48sq)
Bed 4	2950 x 3000	Media	3500 x 4180			Lot width	12.5m+

Floorplan and lot width based on Designer facade. Floorplan is indicative only, conceptual in nature and subject to change without notice. Floorplan may depict features and/or other products which are not included in the house design, not included in the house price and/or not available from Coral Homes. All measurements are in millimetres unless otherwise stated. Floorplan measurements are approximate and are not to scale. Lot width is a guide only and may change due to developer covenants and Local Authority guidelines. For more information speak to your Coral Homes New Home Consultant. © Coral Homes Pty Ltd.

Madrid 252Q

4 | 3 | 2.5 | 2



Master Bed	3650 x 3620	Activity	3030 x 4100	Outdoor	3760 x 3870	House Length	24.26m
Bed 2	3100 x 3200	Dining	3050 x 5170			House Width	11.40m
Bed 3	3000 x 3000	Living	4290 x 4300			House Area	252.12m ² (27.14sq)
Bed 4	3150 x 3000	Media	3600 x 4330			Lot width	12.5m⁺

Floorplan and lot width based on Designer facade. Floorplan is indicative only, conceptual in nature and subject to change without notice. Floorplan may depict features and/or other products which are not included in the house design, not included in the house price and/or not available from Coral Homes. All measurements are in millimetres unless otherwise stated. Floorplan measurements are approximate and are not to scale. Lot width is a guide only and may change due to developer covenants and Local Authority guidelines. For more information speak to your Coral Homes New Home Consultant. © Coral Homes Pty Ltd.

Madrid 259Q

4 | 3 | 2.5 | 2



Master Bed	3600 x 4270	Activity	2950 x 4100	Outdoor	3070 x 4420	House Length	23.945m
Bed 2	3010 x 3300	Dining	2950 x 5160			House Width	12.05m
Bed 3	3920 x 3000	Living	4150 x 4850			House Area	259.32m ² (27.92sq)
Bed 4	3000 x 3000	Media	3745 x 4130			Lot width	13.5m⁺

Floorplan and lot width based on Designer facade. Floorplan is indicative only, conceptual in nature and subject to change without notice. Floorplan may depict features and/or other products which are not included in the house design, not included in the house price and/or not available from Coral Homes. All measurements are in millimetres unless otherwise stated. Floorplan measurements are approximate and are not to scale. Lot width is a guide only and may change due to developer covenants and Local Authority guidelines. For more information speak to your Coral Homes New Home Consultant. © Coral Homes Pty Ltd.

On display

Madrid Facades

12m+ Lot Width



Scan
to view
full facade
range

Mornington Display Facade



Display facade depicts upgraded features that may not be available in all home designs. Speak with your New Home Consultant for full details on standard inclusions and available facade options.

Pavilion



East Hamptons



Southampton



Modern



Designer



Display facade images depict feature stone, render finish, timber panelling, upgraded entry door, feature windows and furnishings, feature lighting and other items which Coral Homes may not offer or may be subject to additional charge. All facade images are intended as a guide only and may depict non-standard items such as feature stone, feature brickwork, timber-look panelling, render finish, upgraded garage door colour, two or more paint colours, upgraded entry door, upgraded windows, feature lighting and other items which Coral Homes may not offer or may be subject to additional charge. Facades are indicative only, conceptual in nature and are subject to design changes without notice. Reduced eaves may be utilized subject to lot width requirements. External works such as driveways, landscaping and fencing are not supplied by Coral Homes. For accurate and current information, including house-specific facade drawings, please speak with your Coral Homes New Home Consultant.

All facade images are intended as a guide only and may depict non-standard items such as feature stone, feature brickwork, timber-look panelling, render finish, upgraded garage door colour, two or more paint colours, upgraded entry door, upgraded windows, feature lighting and other items which Coral Homes may not offer or may be subject to additional charge. Facades are indicative only, conceptual in nature and are subject to design changes without notice. Reduced eaves may be utilized subject to lot width requirements. External works such as driveways, landscaping and fencing are not supplied by Coral Homes. For accurate and current information, including house-specific facade drawings, please speak with your Coral Homes New Home Consultant.

Majorca Series

Designed with a focus on functionality, the Majorca Series offers a seamless blend of open-plan living and thoughtful spaces. This single storey home features multiple living areas that effortlessly connect, creating a versatile and inviting environment. With four bedrooms, including a generously sized master retreat strategically positioned for privacy, the Majorca Series ensures a balance between shared and personal spaces.



Scan to view series

Majorca – Hereford Hill, Lochinvar



Photography from Majorca at Hereford Hill, Lochinvar depicts non-standard items including upgraded timber flooring, upgraded 40mm Caesarstone® island benchtop and cabinetry profiles, undermount sink, gold sink mixer, window splashback, upgraded splashback tiling, cabinetry handles, profiles and finishes, 900mm appliances, upgraded butler's pantry with feature window, built-in microwave, feature lighting, ceiling height and other items which Coral Homes may not offer or are subject to additional charge. Items such as homewares, furniture and refrigerators are not supplied by Coral Homes. Speak with your New Home Consultant for more details.

Majorca (Hamptons Display Facade) – Hereford Hill, Lochinvar

On display



Majorca – Hereford Hill, Lochinvar



Photography from Majorca at Hereford Hill, Lochinvar depicts non-standard facade and items including feature stone, upgraded entry door with sidelight window, render finish, two external paint colours, upgraded windows and furnishings, feature lighting, upgraded timber flooring, feature lighting, ceiling height, stacker doors and furnishings, feature stone and render finish on posts, outdoor fan, and other items which Coral Homes may not offer or are subject to additional charge. Items such as homewares, wallpaper, furniture, driveways, retaining walls, outdoor tiling, pergolas, built-in seating, landscaping and fencing are not supplied by Coral Homes. Speak with your New Home Consultant for more details.

Majorca – Hereford Hill, Lochinvar

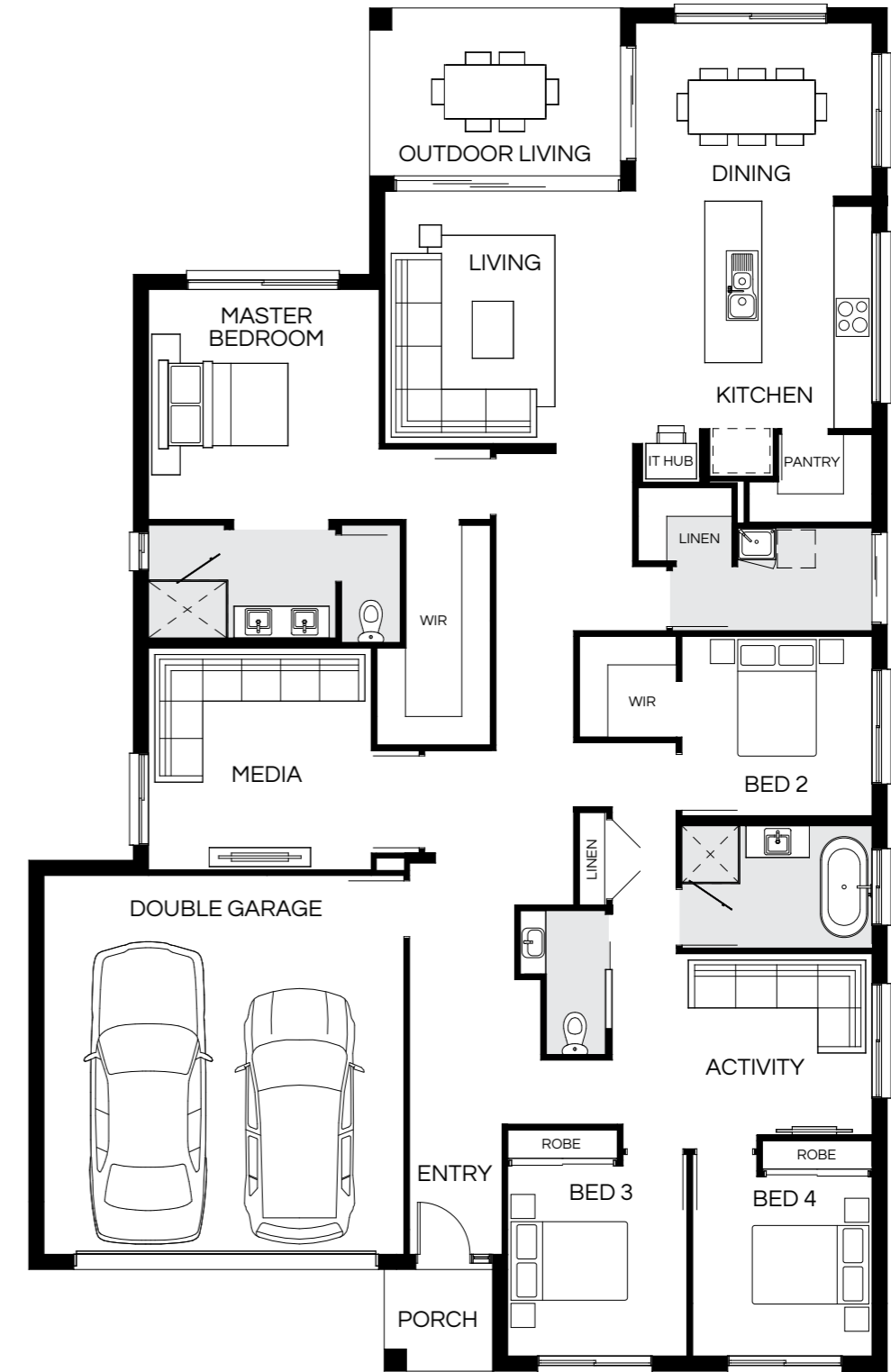


Majorca 244Q

Most popular

4 | 3 | 2.5 | 2

Majorca – Hereford Hill, Lochinvar



Master Bed	3650 x 3660	Activity	2880 x 4120	Outdoor	2650 x 3960	House Length	21.52m
Bed 2	2850 x 3020	Dining	2750 x 3750			House Width	13.55m
Bed 3	3020 x 2850	Living	4005 x 5060			House Area	244.69m ² (26.34sq)
Bed 4	2850 x 2850	Media	3520 x 3535			Lot width	15m+

Photography from Majorca at Hereford Hill, Lochinvar depicts non-standard items including upgraded timber flooring, upgraded 40mm Caesarstone® island benchtop and cabinetry profiles, undermount sink, gold sink mixer, window splashback, upgraded splashback tiling, cabinetry handles, profiles and finishes, 900mm appliances, upgraded butler's pantry with feature window, built-in microwave, built-in desk, feature lighting, cornerless stacker doors and furnishings, recessed door tracks, feature stone and render finish on posts, outdoor fan, ceiling height and other items which Coral Homes may not offer or are subject to additional charge. Items such as homewares, furniture, wallpaper, refrigerators, retaining walls, outdoor tiling, pergolas, built-in seating, landscaping and fencing are not supplied by Coral Homes. Speak with your New Home Consultant for more details.

Floorplan and lot width based on Designer facade. Floorplan is indicative only, conceptual in nature and subject to change without notice. Floorplan may depict features and/or other products which are not included in the house design, not included in the house price and/or not available from Coral Homes. All measurements are in millimetres unless otherwise stated. Floorplan measurements are approximate and are not to scale. Lot width is a guide only and may change due to developer covenants and Local Authority guidelines. For more information speak to your Coral Homes New Home Consultant. © Coral Homes Pty Ltd.

Majorca 262Q

4 | 3 | 2.5 | 2




Master Bed	3670 x 3700	Activity	2900 x 4320	Outdoor	2780 x 4570	House Length	22.20m
Bed 2	2865 x 3220	Dining	3300 x 3800			House Width	13.75m
Bed 3	2900 x 2950	Living	4110 x 5660			House Area	262.32m ² (28.24sq)
Bed 4	2865 x 2950	Media	3750 x 3900			Lot width	15m+

Floorplan and lot width based on Designer facade. Floorplan is indicative only, conceptual in nature and subject to change without notice. Floorplan may depict features and/or other products which are not included in the house design, not included in the house price and/or not available from Coral Homes. All measurements are in millimetres unless otherwise stated. Floorplan measurements are approximate and are not to scale. Lot width is a guide only and may change due to developer covenants and Local Authority guidelines. For more information speak to your Coral Homes New Home Consultant. © Coral Homes Pty Ltd.


Majorca – Hereford Hill, Lochinvar



Majorca – Hereford Hill, Lochinvar



Photography from Majorca at Hereford Hill, Lochinvar depicts non-standard items including upgraded carpet, stacker doors and furnishings, master bed patio area and pergola, upgraded porcelain tiling, cabinetry profiles, finishes and handles, gold sink mixers, feature lighting, ceiling height and other items which Coral Homes may not offer or are subject to additional charge. Items such as homewares, furniture, wallpaper, outdoor tiling, pergolas, landscaping and fencing are not supplied by Coral Homes. Speak with your New Home Consultant for more details.



Majorca 275Q

4 | 3 | 2.5 | 2



Master Bed	3800 x 3750	Activity	2930 x 4320	Outdoor	2770 x 4770	House Length	22.60m
Bed 2	2900 x 3220	Dining	3470 x 3800			House Width	13.75m
Bed 3	3000 x 2950	Living	4400 x 5860			House Area	275.43m ² (29.65sq)
Bed 4	2930 x 2950	Media	3600 x 3850			Lot width	15m+

Photography from Majorca at Hereford Hill, Lochinvar depicts non-standard items including upgraded porcelain tiling to floors and walls, cabinetry profiles, finishes and handles, gold bath and basin mixers, feature lighting, window furnishings, ceiling height and other items which Coral Homes may not offer or are subject to additional charge. Items such as homewares, landscaping and fencing are not supplied by Coral Homes. Speak with your New Home Consultant for more details.

Floorplan and lot width based on Designer facade. Floorplan is indicative only, conceptual in nature and subject to change without notice. Floorplan may depict features and/or other products which are not included in the house design, not included in the house price and/or not available from Coral Homes. All measurements are in millimetres unless otherwise stated. Floorplan measurements are approximate and are not to scale. Lot width is a guide only and may change due to developer covenants and Local Authority guidelines. For more information speak to your Coral Homes New Home Consultant. © Coral Homes Pty Ltd.

Majorca 305Q

4 | 4 | 2.5 | 2

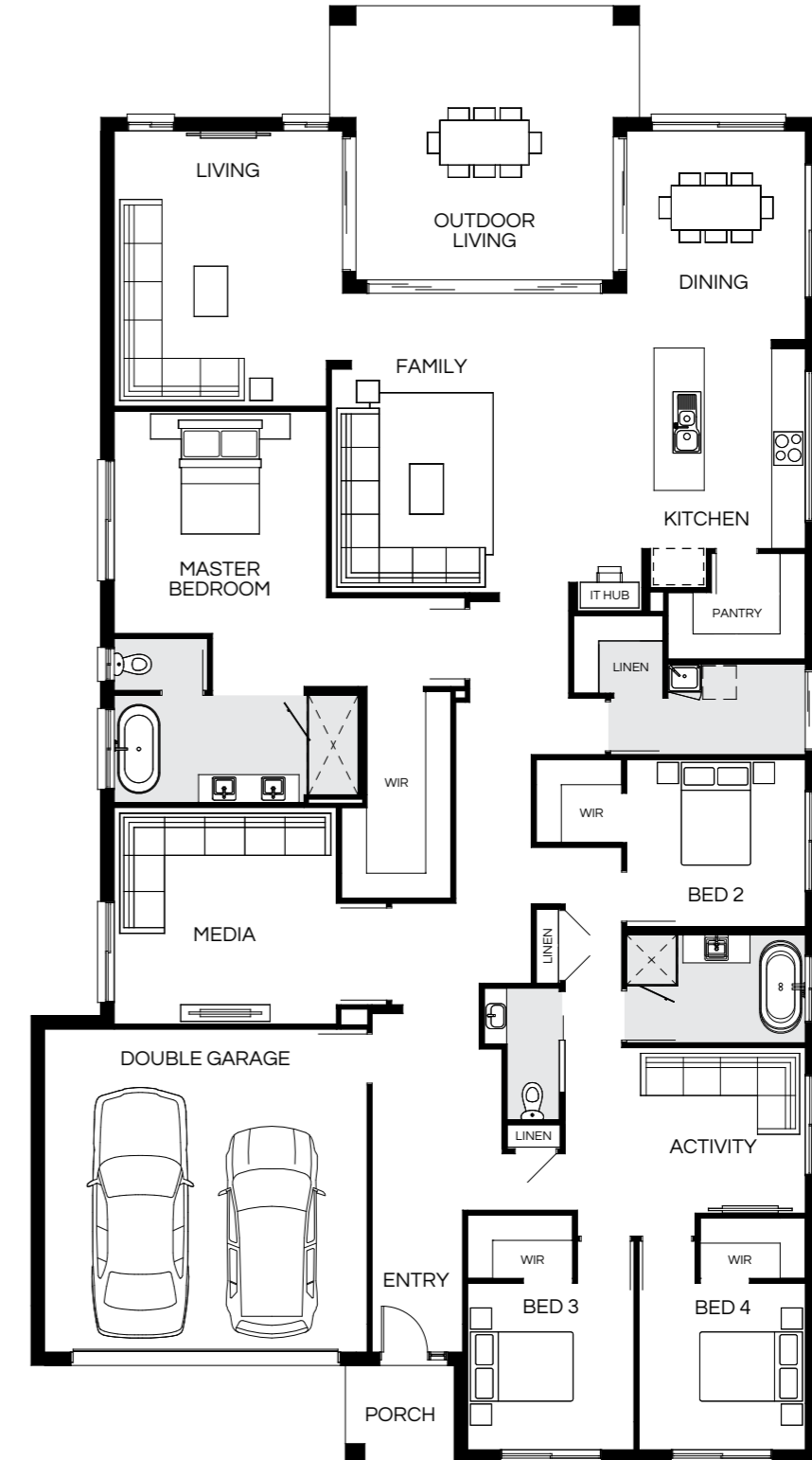


Master Bed	3800 x 3820	Activity	2910 x 4320	Media	3800 x 4000	House Length	24.935m
Bed 2	2900 x 3220	Dining	3855 x 3300	Outdoor	4770 x 5395	House Width	14.025m
Bed 3	3000 x 3000	Family	5180 x 5665			House Area	305.68m ² (32.90sq)
Bed 4	2950 x 3000	Living	4610 x 4100			Lot width	15.5m+

Floorplan and lot width based on Designer facade. Floorplan is indicative only, conceptual in nature and subject to change without notice. Floorplan may depict features and/or other products which are not included in the house design, not included in the house price and/or not available from Coral Homes. All measurements are in millimetres unless otherwise stated. Floorplan measurements are approximate and are not to scale. Lot width is a guide only and may change due to developer covenants and Local Authority guidelines. For more information speak to your Coral Homes New Home Consultant. © Coral Homes Pty Ltd.

Majorca 321Q

4 | 4 | 2.5 | 2



Master Bed	4000 x 3820	Activity	2980 x 4320	Media	3900 x 4000	House Length	26.10m
Bed 2	3000 x 3220	Dining	3900 x 3220	Outdoor	4910 x 5550	House Width	14.11m
Bed 3	3000 x 3000	Family	5380 x 5790			House Area	321.19m ² (34.57sq)
Bed 4	3000 x 3000	Living	4950 x 4110			Lot width	15.5m+

Floorplan and lot width based on Designer facade. Floorplan is indicative only, conceptual in nature and subject to change without notice. Floorplan may depict features and/or other products which are not included in the house design, not included in the house price and/or not available from Coral Homes. All measurements are in millimetres unless otherwise stated. Floorplan measurements are approximate and are not to scale. Lot width is a guide only and may change due to developer covenants and Local Authority guidelines. For more information speak to your Coral Homes New Home Consultant. © Coral Homes Pty Ltd.

Majorca Facades

15m+ Lot Width



Scan
to view
full facade
range

Hamptons Display Facade



Display facade depicts upgraded features that may not be available in all home designs. Speak with your New Home Consultant for full details on standard inclusions and available facade options.

Modern



Coastal



Lodge



East Hamptons



Designer



Display facade images depict feature stone, render finish, cladding, upgraded entry door, two external paint colours, feature windows and furnishings, feature lighting and other items which Coral Homes may not offer or may be subject to additional charge. All facade images are intended as a guide only and may depict non-standard items such as feature stone, feature brickwork, timber-look panelling, render finish, upgraded garage door colour, two or more paint colours, upgraded entry door, upgraded windows, feature lighting and other items which Coral Homes may not offer or may be subject to additional charge. Facades are indicative only, conceptual in nature and are subject to design changes without notice. Reduced eaves may be utilized subject to lot width requirements. External works such as driveways, landscaping and fencing are not supplied by Coral Homes. For accurate and current information, including house-specific facade drawings, please speak with your Coral Homes New Home Consultant.

All facade images are intended as a guide only and may depict non-standard items such as feature stone, feature brickwork, timber-look panelling, render finish, upgraded garage door colour, two or more paint colours, upgraded entry door, upgraded windows, feature lighting and other items which Coral Homes may not offer or may be subject to additional charge. Facades are indicative only, conceptual in nature and are subject to design changes without notice. Reduced eaves may be utilized subject to lot width requirements. External works such as driveways, landscaping and fencing are not supplied by Coral Homes. For accurate and current information, including house-specific facade drawings, please speak with your Coral Homes New Home Consultant.

Milan Series

The single storey Milan Series has been crafted with functionality in mind. This innovative floorplan has the master bedroom located at the back of the home – the opposite end to the kids' bedrooms. With spacious living areas, four bedrooms and two bathrooms, the Milan Series has plenty of room for a growing family.



Scan to view series

Milan (Lodge Display Facade) – Kinma Valley, Morayfield

On display



Milan – Kinma Valley, Morayfield



Milan – Kinma Valley, Morayfield

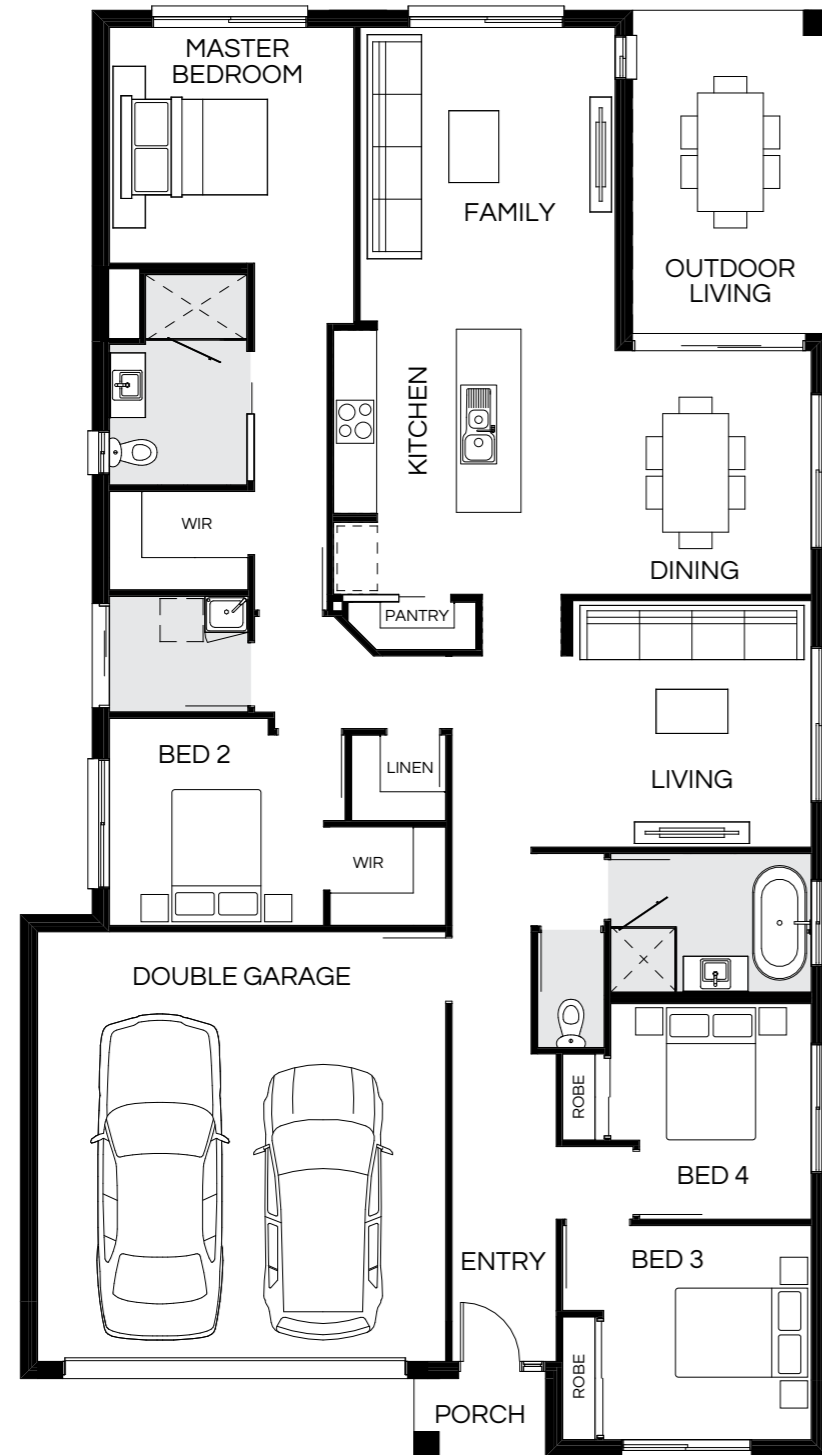


Photography from Milan at Kinma Valley, Morayfield depicts non-standard items including upgraded porcelain tiling, upgraded island benchtop and cabinetry profiles, upgraded splashback tiling, 900mm appliances, feature lighting, cornerless stacker doors, recessed door tracks, raked and square set ceiling, ceiling height, outdoor fan and other items which Coral Homes may not offer or are subject to additional charge. Items such as homewares, furniture, outdoor tiling, timber-look decking, landscaping and fencing are not supplied by Coral Homes. Speak with your New Home Consultant for more details.

Photography from Milan at Kinma Valley, Morayfield depicts non-standard facade and items including upgraded entry door, render finish, two external paint colours, cladding, upgraded feature brickwork, upgraded windows and furnishings, feature lighting, upgraded porcelain tiling, upgraded island benchtop and cabinetry profiles, upgraded splashback tiling, 900mm appliances, feature lighting, upgraded family room window, raked and square set ceiling, ceiling height and other items which Coral Homes may not offer or are subject to additional charge. Items such as homewares, furniture, refrigerators, outdoor tiling, driveways, retaining walls, landscaping and fencing are not supplied by Coral Homes. Speak with your New Home Consultant for more details.

Milan 208Q

4 | 2 | 2 | 2



Master Bed	3300 x 3420	Dining	3410 x 4050	Outdoor	4500 x 2730	House Length	20.14m
Bed 2	2900 x 3000	Family	4210 x 3570			House Width	11.25m
Bed 3	3000 x 2910	Living	3450 x 3340			House Area	208.01m ² (22.39sq)
Bed 4	3020 x 2810					Lot width	12.5m⁺

Floorplan and lot width based on Designer facade. Floorplan is indicative only, conceptual in nature and subject to change without notice. Floorplan may depict features and/or other products which are not included in the house design, not included in the house price and/or not available from Coral Homes. All measurements are in millimetres unless otherwise stated. Floorplan measurements are approximate and are not to scale. Lot width is a guide only and may change due to developer covenants and Local Authority guidelines. For more information speak to your Coral Homes New Home Consultant. © Coral Homes Pty Ltd.



Milan – Kinma Valley, Morayfield



Milan – Kinma Valley, Morayfield

Photography from Milan at Kinma Valley, Morayfield depicts non-standard items including upgraded porcelain tiling, upgraded island benchtop and cabinetry profiles, upgraded splashback tiling, 900mm appliances, feature lighting, raked and square set ceiling, ceiling height, feature tiling to bathroom walls, cabinetry laminated finish and handles, window furnishings and other items which Coral Homes may not offer or are subject to additional charge. Items such as homewares, furniture and landscaping are not supplied by Coral Homes. Speak with your New Home Consultant for more details.

Milan – Shoreline Estate, Redland Bay



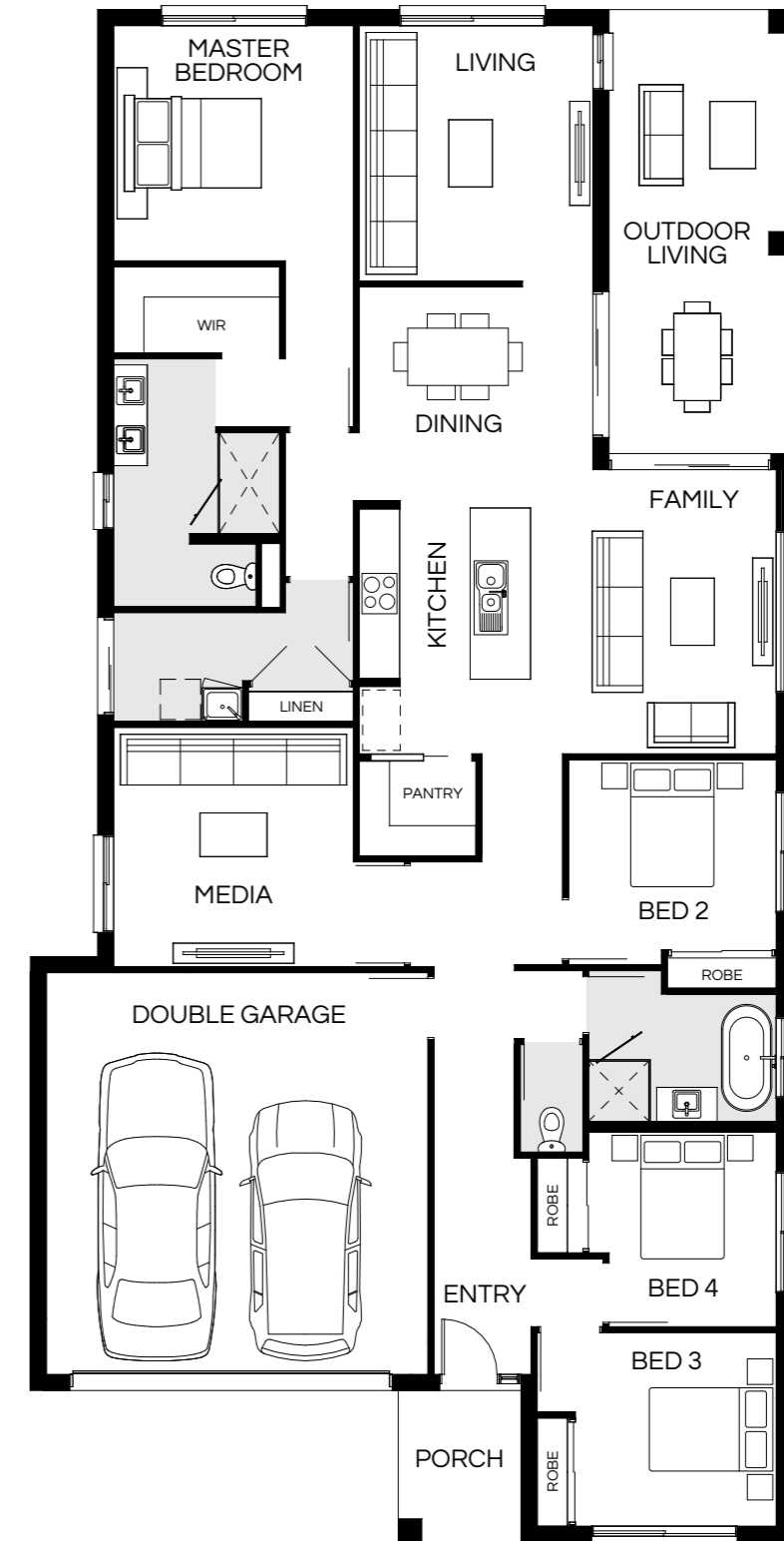
Milan – Shoreline Estate, Redland Bay



Milan 232Q

On display

4 | 3 | 2 | 2



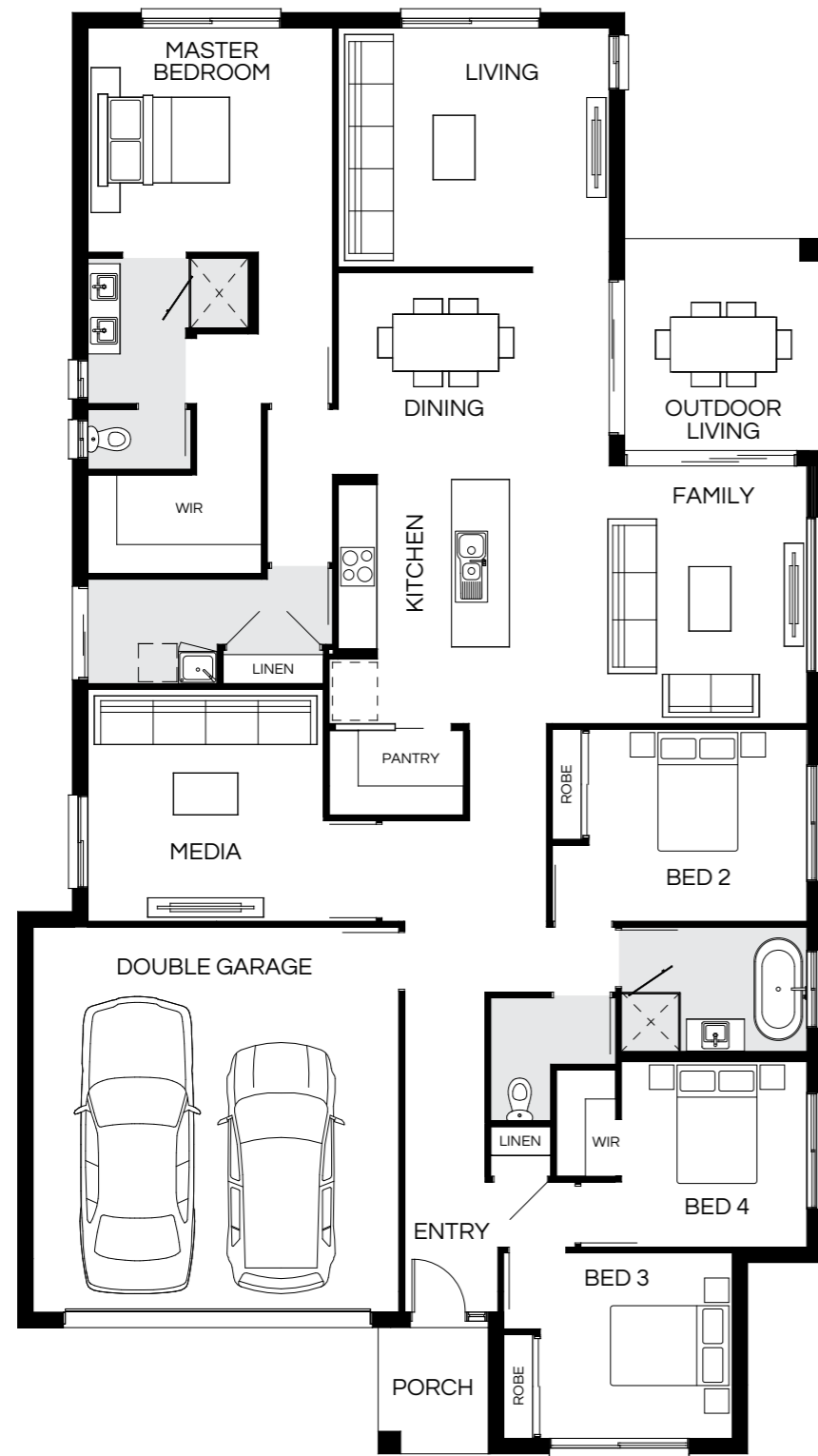
Master Bed	3520 x 3590	Dining	3300 x 3500	Outdoor	6610 x 2730	House Length	22.82m
Bed 2	2850 x 3115	Family	4250 x 3670			House Width	11.35m
Bed 3	2900 x 3010	Living	3820 x 3500			House Area	232.53m ² (25.03sq)
Bed 4	2920 x 2810	Media	3580 x 3590			Lot width	12.5m+

Photography from Milan at Shoreline Estate, Redland Bay depicts non-standard items including upgraded porcelain tiling, upgraded 20mm Caesarstone® island benchtop with waterfall ends, matte black sink mixer, cabinetry finishes and handles, upgraded splashback tiling, 900mm appliances, feature lighting, ceiling height, cornerless stacker doors, recessed door tracks, outdoor fan and other items which Coral Homes may not offer or are subject to additional charge. Items such as homewares, furniture, outdoor tiling, built-in seating, landscaping and fencing are not supplied by Coral Homes. Speak with your New Home Consultant for more details.

Floorplan and lot width based on Designer facade. Floorplan is indicative only, conceptual in nature and subject to change without notice. Floorplan may depict features and/or other products which are not included in the house design, not included in the house price and/or not available from Coral Homes. All measurements are in millimetres unless otherwise stated. Floorplan measurements are approximate and are not to scale. Lot width is a guide only and may change due to developer covenants and Local Authority guidelines. For more information speak to your Coral Homes New Home Consultant. © Coral Homes Pty Ltd.

Milan 242Q

4 | 3 | 2 | 2

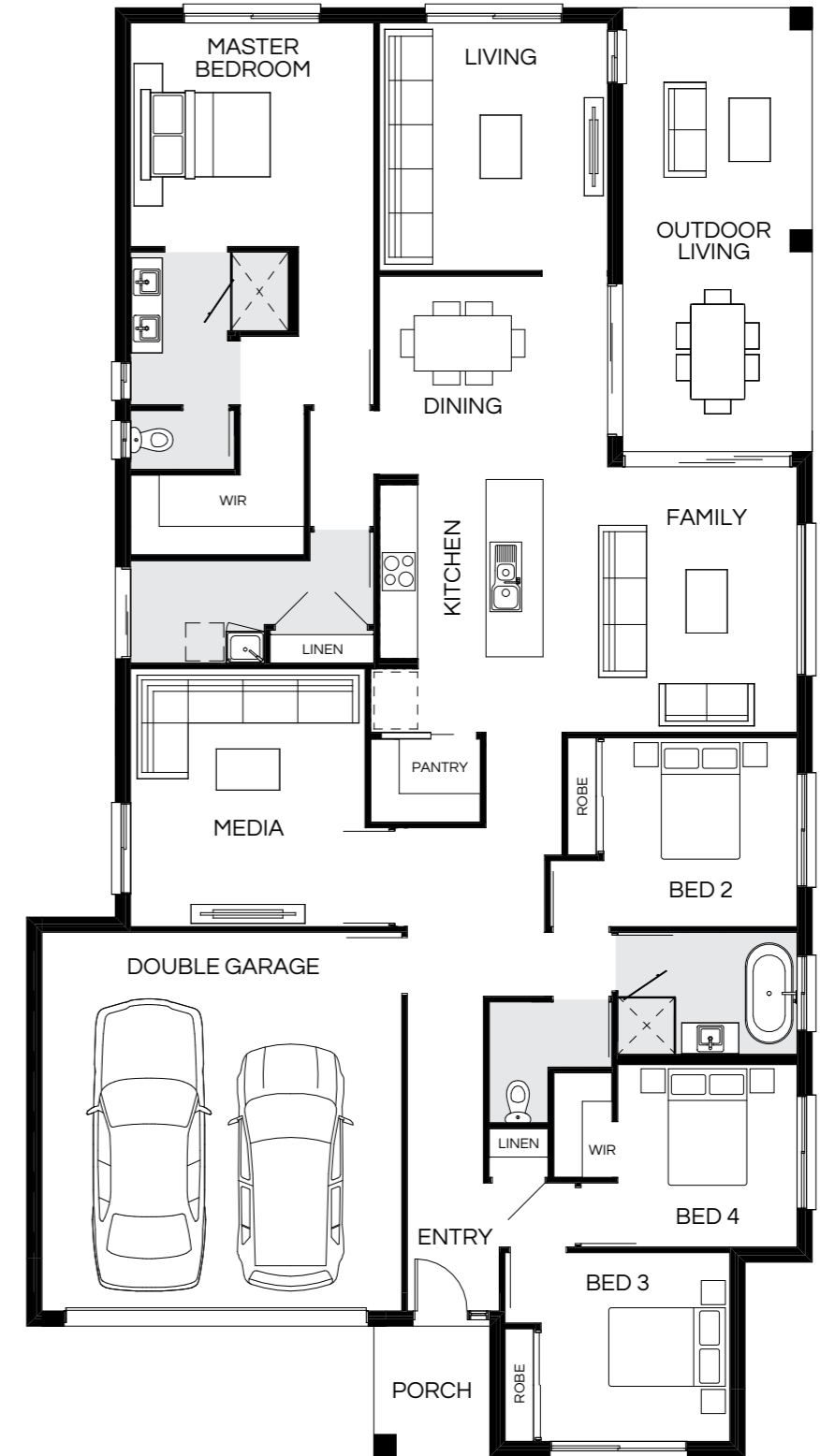


Master Bed	3500 x 3820	Dining	3220 x 4230	Outdoor	3290 x 3070	House Length	22.38m
Bed 2	3000 x 3405	Family	4020 x 4630			House Width	12.50m
Bed 3	2900 x 3000	Living	3730 x 4230			House Area	242.69m ² (26.12sq)
Bed 4	2900 x 2900	Media	3620 x 3680			Lot width	14m+

Floorplan and lot width based on Designer facade. Floorplan is indicative only, conceptual in nature and subject to change without notice. Floorplan may depict features and/or other products which are not included in the house design, not included in the house price and/or not available from Coral Homes. All measurements are in millimetres unless otherwise stated. Floorplan measurements are approximate and are not to scale. Lot width is a guide only and may change due to developer covenants and Local Authority guidelines. For more information speak to your Coral Homes New Home Consultant. © Coral Homes Pty Ltd.

Milan 249Q

4 | 3 | 2 | 2

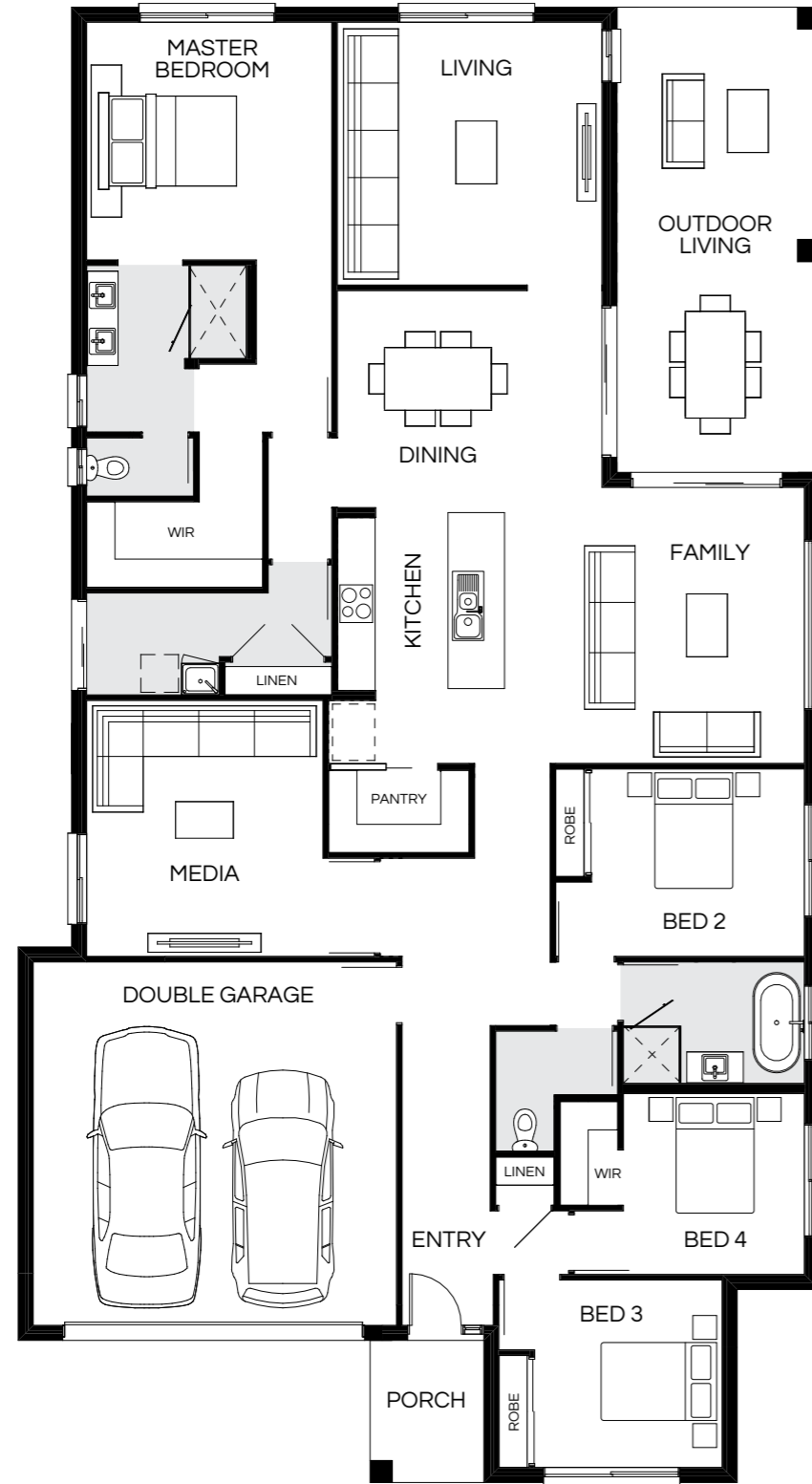


Master Bed	3550 x 3860	Dining	3220 x 3620	Outdoor	7010 x 2990	House Length	22.88m
Bed 2	3000 x 3070	Family	4210 x 4020			House Width	12.40m
Bed 3	3000 x 3000	Living	3930 x 3620			House Area	249.07m ² (26.81sq)
Bed 4	2900 x 2850	Media	4090 x 3720			Lot width	14m+

Floorplan and lot width based on Designer facade. Floorplan is indicative only, conceptual in nature and subject to change without notice. Floorplan may depict features and/or other products which are not included in the house design, not included in the house price and/or not available from Coral Homes. All measurements are in millimetres unless otherwise stated. Floorplan measurements are approximate and are not to scale. Lot width is a guide only and may change due to developer covenants and Local Authority guidelines. For more information speak to your Coral Homes New Home Consultant. © Coral Homes Pty Ltd.

Milan 269Q

4 | 3 | 2 | 2

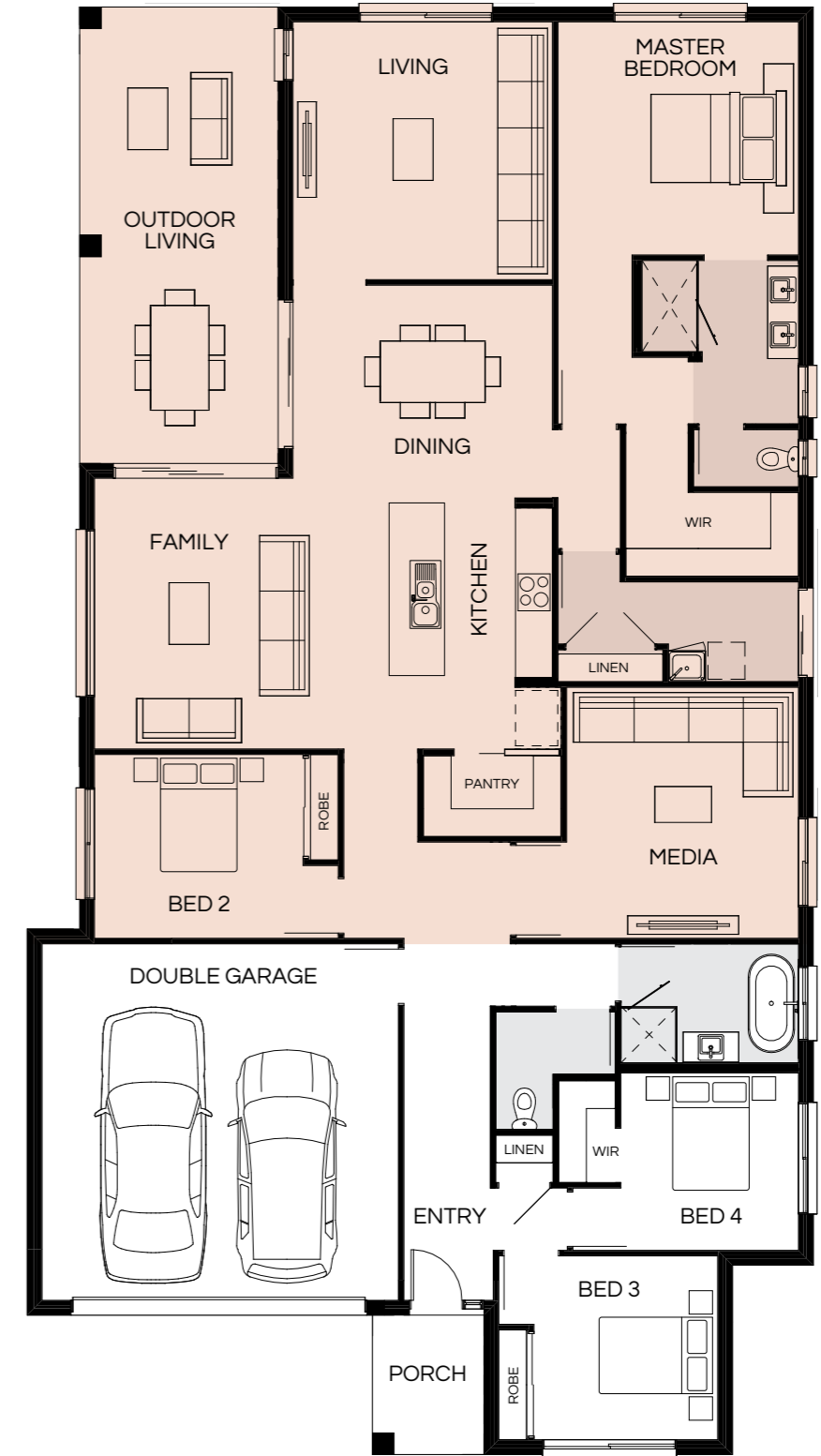


Master Bed	3800 x 3920	Dining	3540 x 4230	Outdoor	7400 x 3220	House Length	23.47m
Bed 2	3000 x 3405	Family	4410 x 4780			House Width	12.75m
Bed 3	3000 x 3000	Living	4200 x 4230			House Area	269.86m ² (29.05sq)
Bed 4	2900 x 2900	Media	4090 x 3780			Lot width	14m+

Floorplan and lot width based on Designer facade. Floorplan is indicative only, conceptual in nature and subject to change without notice. Floorplan may depict features and/or other products which are not included in the house design, not included in the house price and/or not available from Coral Homes. All measurements are in millimetres unless otherwise stated. Floorplan measurements are approximate and are not to scale. Lot width is a guide only and may change due to developer covenants and Local Authority guidelines. For more information speak to your Coral Homes New Home Consultant. © Coral Homes Pty Ltd.

Milan 269Q

4 | 3 | 2 | 2



Master Bed	3800 x 3920	Dining	3540 x 4230	Outdoor	7400 x 3220	House Length	23.47m
Bed 2	3000 x 3405	Family	4410 x 4790			House Width	12.75m
Bed 3	3000 x 3000	Living	4200 x 4230			House Area	269.86m ² (29.05sq)
Bed 4	2900 x 2900	Media	4090 x 3780			Lot width	14m+

Floorplan and lot width based on Designer facade. Floorplan is indicative only, conceptual in nature and subject to change without notice. Floorplan may depict features and/or other products which are not included in the house design, not included in the house price and/or not available from Coral Homes. All measurements are in millimetres unless otherwise stated. Floorplan measurements are approximate and are not to scale. Lot width is a guide only and may change due to developer covenants and Local Authority guidelines. For more information speak to your Coral Homes New Home Consultant. © Coral Homes Pty Ltd.

Milan Facades

12.5m+ Lot Width



Scan
to view
full facade
range

Newport



Pavilion



East Hamptons



Shoreline Facade with Colorbond® Roof



Facade depicts upgraded features that may not be available in all home designs. Speak with your New Home Consultant for full details on standard inclusions and available facade options.

Mornington



Designer



All facade images are intended as a guide only and may depict non-standard items such as feature stone, feature brickwork, timber-look paneling, render finish, upgraded garage door colour, two or more paint colours, upgraded entry door, upgraded windows, feature lighting and other items which Coral Homes may not offer or may be subject to additional charge. Facades are indicative only, conceptual in nature and are subject to design changes without notice. Reduced eaves may be utilized subject to lot width requirements. External works such as driveways, landscaping and fencing are not supplied by Coral Homes. For accurate and current information, including house-specific facade drawings, please speak with your Coral Homes New Home Consultant.

All facade images are intended as a guide only and may depict non-standard items such as feature stone, feature brickwork, timber-look paneling, render finish, upgraded garage door colour, two or more paint colours, upgraded entry door, upgraded windows, feature lighting and other items which Coral Homes may not offer or may be subject to additional charge. Facades are indicative only, conceptual in nature and are subject to design changes without notice. Reduced eaves may be utilized subject to lot width requirements. External works such as driveways, landscaping and fencing are not supplied by Coral Homes. For accurate and current information, including house-specific facade drawings, please speak with your Coral Homes New Home Consultant.

Milan Facades

14m+ Lot Width



Scan
to view
full facade
range

Coastal Display Facade



Display facade depicts upgraded features that may not be available in all home designs. Speak with your New Home Consultant for full details on standard inclusions and available facade options.

East Hamptons



Lodge Display Facade



Display facade depicts upgraded features that may not be available in all home designs. Speak with your New Home Consultant for full details on standard inclusions and available facade options.

Pavilion



Hamptons



Designer



Display facade images depict feature cladding and render finish, upgraded entry door, two external paint colours, upgraded feature brickwork, upgraded windows and furnishings, feature lighting and other items which Coral Homes may not offer or may be subject to additional charge. All facade images are intended as a guide only and may depict non-standard items such as feature stone, feature brickwork, timber-look panelling, render finish, upgraded garage door colour, two or more paint colours, upgraded entry door, upgraded windows, feature lighting and other items which Coral Homes may not offer or may be subject to additional charge. Facades are indicative only, conceptual in nature and are subject to design changes without notice. Reduced eaves may be utilized subject to lot width requirements. External works such as driveways, landscaping and fencing are not supplied by Coral Homes. For accurate and current information, including house-specific facade drawings, please speak with your Coral Homes New Home Consultant.

All facade images are intended as a guide only and may depict non-standard items such as feature stone, feature brickwork, timber-look panelling, render finish, upgraded garage door colour, two or more paint colours, upgraded entry door, upgraded windows, feature lighting and other items which Coral Homes may not offer or may be subject to additional charge. Facades are indicative only, conceptual in nature and are subject to design changes without notice. Reduced eaves may be utilized subject to lot width requirements. External works such as driveways, landscaping and fencing are not supplied by Coral Homes. For accurate and current information, including house-specific facade drawings, please speak with your Coral Homes New Home Consultant.

Noosville Series

Designed to suit 12m+ lot widths, the Noosville Series has something for everyone. The Noosville Series provides relaxed, functional living with great features such as a study nook, walk-in robes in most bedrooms and two living rooms. Browse through the range of single storey floorplans and facades to find your match.



Scan to view series

Noosville (Crest Display Facade) – Springfield Rise, Spring Mountain


On display



Noosville – Springfield Rise, Spring Mountain



Noosville – Springfield Rise, Spring Mountain



Photography from Noosville at Springfield Rise, Spring Mountain depicts non-standard items including upgraded porcelain tiling, cabinetry finishes, upgraded splashback tiling, 900mm appliances, feature lighting, stacker doors, outdoor fan, raked and square set ceiling, ceiling height and other items which Coral Homes may not offer or are subject to additional charge. Items such as homewares, furniture and refrigerators are not supplied by Coral Homes. Speak with your New Home Consultant for more details.

Photography from Noosville at Springfield Rise, Spring Mountain depicts non-standard facade and items including feature stone, upgraded entry door, two external paint colours, upgraded windows and furnishings, upgraded porcelain tiling, cabinetry finishes, upgraded splashback tiling, 900mm appliances, feature lighting, stacker doors, raked and square set ceiling, ceiling height and other items which Coral Homes may not offer or are subject to additional charge. Items such as homewares, furniture, driveways, outdoor tiling, landscaping and fencing are not supplied by Coral Homes. Speak with your New Home Consultant for more details.

On display

Most popular

Noosaville 226Q

4 | 2 | 2.5 | 2



Master Bed	4400 x 3580	Dining	4120 x 3210	Outdoor	4470 x 3430	House Length	22.67m
Bed 2	2900 x 3180	Family	5410 x 3760			House Width	10.98m
Bed 3	2900 x 3000	Living	4070 x 3290			House Area	226.53m ² (24.38sq)
Bed 4	3030 x 3030					Lot width	12.5m⁺

Floorplan and lot width based on Designer facade. Floorplan is indicative only, conceptual in nature and subject to change without notice. Floorplan may depict features and/or other products which are not included in the house design, not included in the house price and/or not available from Coral Homes. All measurements are in millimetres unless otherwise stated. Floorplan measurements are approximate and are not to scale. Lot width is a guide only and may change due to developer covenants and Local Authority guidelines. For more information speak to your Coral Homes New Home Consultant. © Coral Homes Pty Ltd.

Noosaville 228Q

4 | 2 | 2.5 | 2



Master Bed	4500 x 3450	Dining	4260 x 3120	Outdoor	4570 x 3330	House Length	23.41m
Bed 2	3100 x 3130	Family	5610 x 3530			House Width	10.75m
Bed 3	3100 x 3000	Living	4220 x 3115			House Area	228.20m ² (24.56sq)
Bed 4	3180 x 2850					Lot width	12m⁺

Floorplan and lot width based on Designer facade. Floorplan is indicative only, conceptual in nature and subject to change without notice. Floorplan may depict features and/or other products which are not included in the house design, not included in the house price and/or not available from Coral Homes. All measurements are in millimetres unless otherwise stated. Floorplan measurements are approximate and are not to scale. Lot width is a guide only and may change due to developer covenants and Local Authority guidelines. For more information speak to your Coral Homes New Home Consultant. © Coral Homes Pty Ltd.

Noosaville – Springfield Rise, Spring Mountain



Noosaville – Springfield Rise, Spring Mountain



Noosaville 239Q

4 | 2 | 2.5 | 2



Master Bed	4040 x 3930	Dining	3260 x 3930	Outdoor	5030 x 4060	House Length	22.10m
Bed 2	3000 x 3100	Family	4700 x 3860			House Width	11.25m
Bed 3	2930 x 3120	Living	4340 x 3460			House Area	239.77m ² (25.82sq)
Bed 4	3200 x 3250					Lot width	13.5m+

Photography from Noosaville at Springfield Rise, Spring Mountain depicts non-standard items including upgraded porcelain tiling, cabinetry finishes, upgraded splashback tiling, 900mm appliances, feature lighting, upgraded carpet, stacker doors and furnishings, outdoor fan, raked and square set ceiling, ceiling height and other items which Coral Homes may not offer or are subject to additional charge. Items such as homewares, furniture, outdoor tiling, landscaping and fencing are not supplied by Coral Homes. Speak with your New Home Consultant for more details.

Floorplan and lot width based on Designer facade. Floorplan is indicative only, conceptual in nature and subject to change without notice. Floorplan may depict features and/or other products which are not included in the house design, not included in the house price and/or not available from Coral Homes. All measurements are in millimetres unless otherwise stated. Floorplan measurements are approximate and are not to scale. Lot width is a guide only and may change due to developer covenants and Local Authority guidelines. For more information speak to your Coral Homes New Home Consultant. © Coral Homes Pty Ltd.

Noosaville 240Q

4 | 2 | 2.5 | 2




Master Bed	3950 x 3730	Dining	4260 x 3380	Outdoor	5020 x 3550	House Length	23.20m
Bed 2	3000 x 3040	Family	5510 x 3980			House Width	11.25m
Bed 3	3000 x 3050	Living	4210 x 3560			House Area	240.27m ² (25.86sq)
Bed 4	3030 x 3300					Lot width	12.5m⁺

Floorplan and lot width based on Designer facade. Floorplan is indicative only, conceptual in nature and subject to change without notice. Floorplan may depict features and/or other products which are not included in the house design, not included in the house price and/or not available from Coral Homes. All measurements are in millimetres unless otherwise stated. Floorplan measurements are approximate and are not to scale. Lot width is a guide only and may change due to developer covenants and Local Authority guidelines. For more information speak to your Coral Homes New Home Consultant. © Coral Homes Pty Ltd.



Noosaville – Harmony Estate, Palmview



Noosaville – Harmony Estate, Palmview

Photography from Noosaville at Harmony Estate, Palmview depicts non-standard items including upgraded porcelain tiling, upgraded 20mm Caesarstone® island benchtop with waterfall ends, cabinetry profiles and finishes, upgraded splashback tiling, 900mm appliances, feature lighting, stacker doors and furnishings, upgraded carpet, outdoor fan, raked and square set ceiling, ceiling height and other items which Coral Homes may not offer or are subject to additional charge. Items such as homewares, furniture, wallpaper, outdoor tiling, landscaping and fencing are not supplied by Coral Homes. Speak with your New Home Consultant for more details.

Noosaville Facades

12m+ Lot Width



Scan
to view
full facade
range

Coastal Display Facade



Display facade depicts upgraded features that may not be available in all home designs. Speak with your New Home Consultant for full details on standard inclusions and available facade options.

Hamptons



Crest Display Facade



Display facade depicts upgraded features that may not be available in all home designs. Speak with your New Home Consultant for full details on standard inclusions and available facade options.

Pavilion



East Hamptons Display Facade



Display facade depicts upgraded features that may not be available in all home designs. Speak with your New Home Consultant for full details on standard inclusions and available facade options.

Designer



Display facade images depict feature cladding and render finish, feature stone, upgraded entry door, two external paint colours, feature windows and furnishings, feature lighting and other items which Coral Homes may not offer or may be subject to additional charge. All facade images are intended as a guide only and may depict non-standard items such as feature stone, feature brickwork, timber-look panelling, render finish, upgraded garage door colour, two or more paint colours, upgraded entry door, upgraded windows, feature lighting and other items which Coral Homes may not offer or may be subject to additional charge. Facades are indicative only, conceptual in nature and are subject to design changes without notice. Reduced eaves may be utilized subject to lot width requirements. External works such as driveways, landscaping and fencing are not supplied by Coral Homes. For accurate and current information, including house-specific facade drawings, please speak with your Coral Homes New Home Consultant.

All facade images are intended as a guide only and may depict non-standard items such as feature stone, feature brickwork, timber-look panelling, render finish, upgraded garage door colour, two or more paint colours, upgraded entry door, upgraded windows, feature lighting and other items which Coral Homes may not offer or may be subject to additional charge. Facades are indicative only, conceptual in nature and are subject to design changes without notice. Reduced eaves may be utilized subject to lot width requirements. External works such as driveways, landscaping and fencing are not supplied by Coral Homes. For accurate and current information, including house-specific facade drawings, please speak with your Coral Homes New Home Consultant.

Santorini Series

The spacious Santorini Series is designed for comfortable and easy living, with multiple open-plan living areas, four bedrooms, and a stylish alfresco perfect for entertaining. The home's layout is thoughtfully crafted, offering versatility and comfort for everyone. With various floorplan design and facade options available, the Santorini Series perfectly complements a range of preferences and needs.




Scan to view series

Santorini (Hamptons Display Facade) – North Harbour Estate, Burpengary East

On display



Santorini – North Harbour Estate, Burpengary East



Santorini – North Harbour Estate, Burpengary East

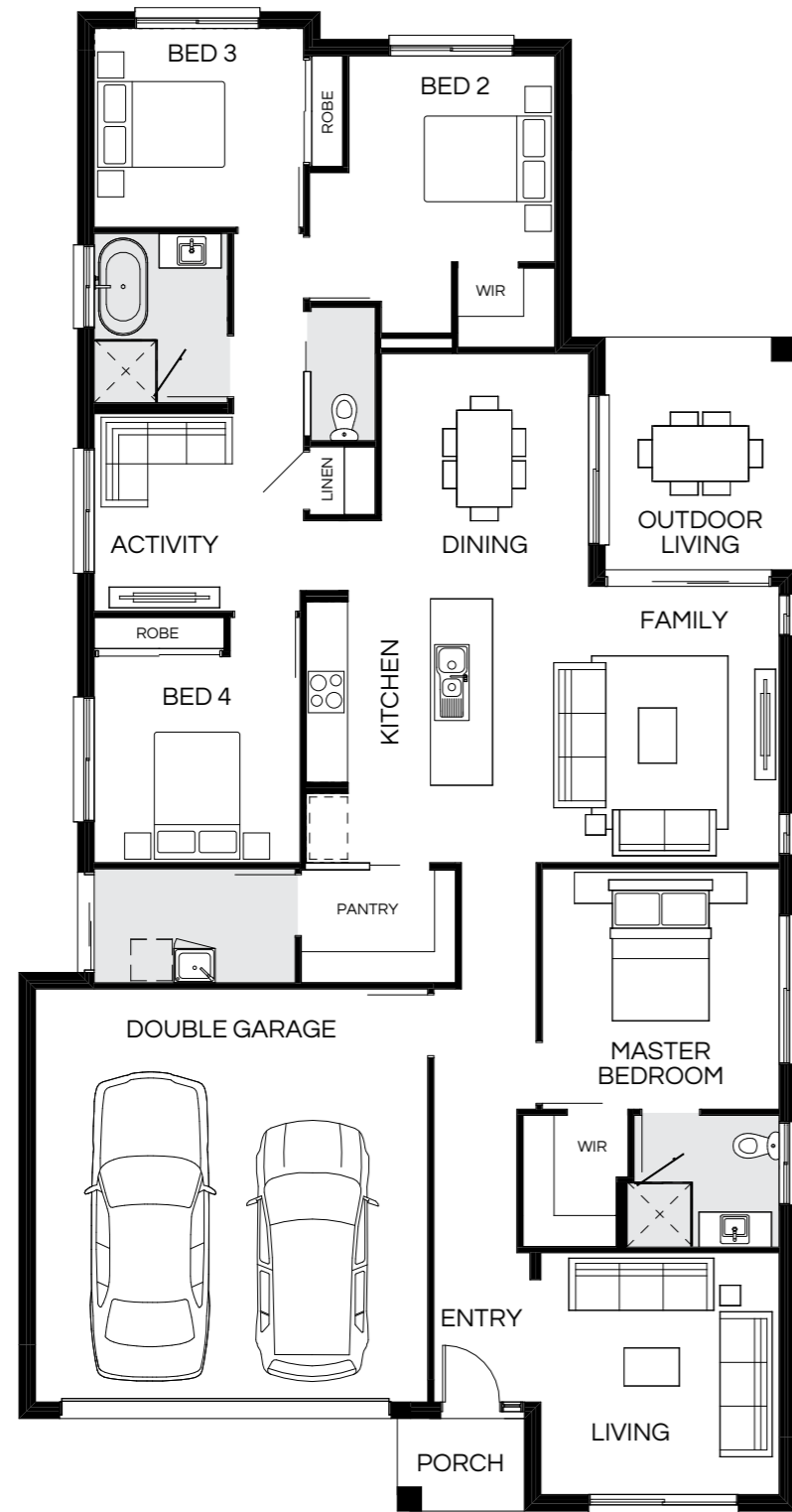


Photography from Santorini at North Harbour Estate, Burpengary East depicts non-standard items including upgraded timber flooring, cabinetry profiles and finishes, upgraded splashback tiling, 900mm appliances, feature lighting, ceiling height and other items which Coral Homes may not offer or are subject to additional charge. Items such as homewares and furniture are not supplied by Coral Homes. Speak with your New Home Consultant for more details.

Photography from Santorini at North Harbour Estate, Burpengary East depicts non-standard facade and items including upgraded entry door, two external paint colours, upgraded windows and furnishings, feature lighting, upgraded timber flooring, cabinetry profiles and finishes, upgraded splashback tiling, 900mm appliances, feature lighting, upgraded family room window, ceiling height and other items which Coral Homes may not offer or are subject to additional charge. Items such as homewares, furniture, refrigerators, driveways, outdoor tiling, landscaping and fencing are not supplied by Coral Homes. Speak with your New Home Consultant for more details.

Santorini 208Q

4 | 3 | 2 | 2

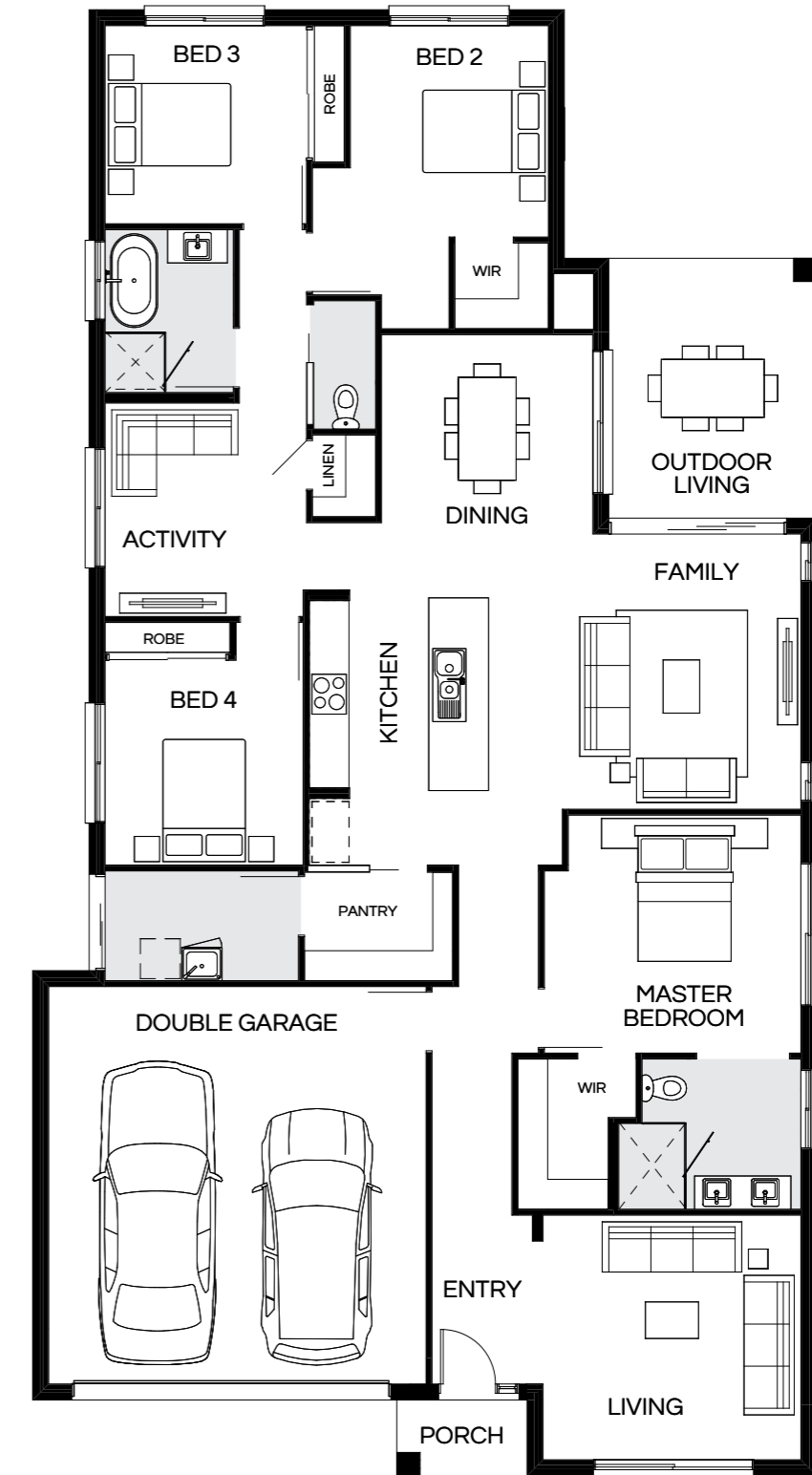


Master Bed	3500 x 3450	Activity	2880 x 3050	Outdoor	3370 x 2760	House Length	21.71m
Bed 2	3000 x 3000	Dining	3560 x 3020			House Width	11.25m
Bed 3	2900 x 3050	Family	4020 x 4160			House Area	208.31m ² (22.42sq)
Bed 4	3000 x 3000	Living	3520 x 3470			Lot width	12.5m⁺

Floorplan and lot width based on Designer facade. Floorplan is indicative only, conceptual in nature and subject to change without notice. Floorplan may depict features and/or other products which are not included in the house design, not included in the house price and/or not available from Coral Homes. All measurements are in millimetres unless otherwise stated. Floorplan measurements are approximate and are not to scale. Lot width is a guide only and may change due to developer covenants and Local Authority guidelines. For more information speak to your Coral Homes New Home Consultant. © Coral Homes Pty Ltd.

Santorini 227Q

4 | 3 | 2 | 2

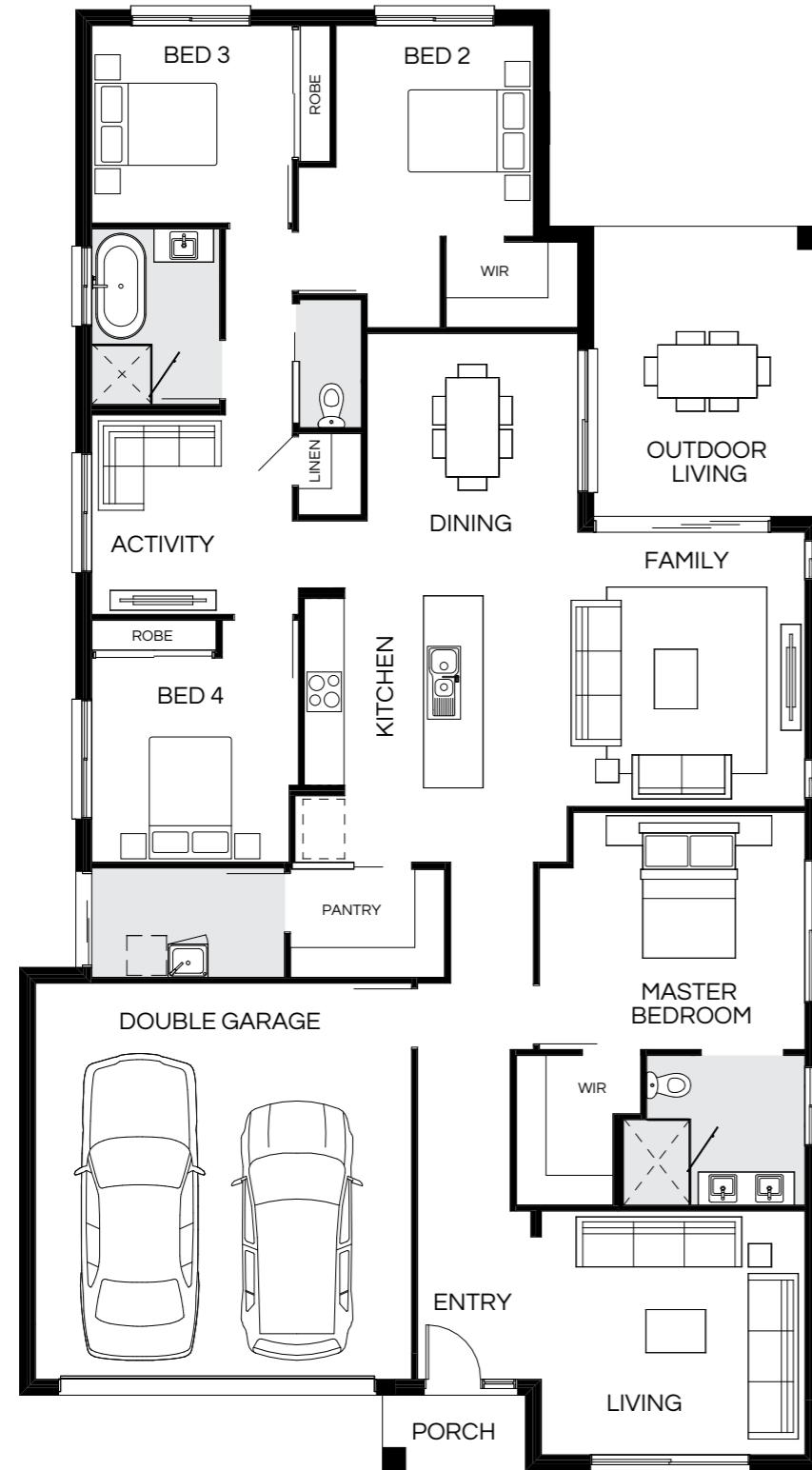


Master Bed	3600 x 3880	Activity	3230 x 3050	Outdoor	3130 x 3910	House Length	22.06m
Bed 2	3000 x 3200	Dining	3970 x 3200			House Width	11.80m
Bed 3	3050 x 3000	Family	4160 x 4710			House Area	227.56m ² (24.50sq)
Bed 4	3100 x 3000	Living	3700 x 3900			Lot width	13.5m⁺

Floorplan and lot width based on Designer facade. Floorplan is indicative only, conceptual in nature and subject to change without notice. Floorplan may depict features and/or other products which are not included in the house design, not included in the house price and/or not available from Coral Homes. All measurements are in millimetres unless otherwise stated. Floorplan measurements are approximate and are not to scale. Lot width is a guide only and may change due to developer covenants and Local Authority guidelines. For more information speak to your Coral Homes New Home Consultant. © Coral Homes Pty Ltd.

Santorini 234Q

4 | 3 | 2 | 2




Master Bed	3600 x 4030	Activity	3030 x 3140	Outdoor	4380 x 3430	House Length	22.06m
Bed 2	3200 x 3000	Dining	3970 x 3200			House Width	12.10m
Bed 3	3000 x 3050	Family	4160 x 4870			House Area	234.98m ² (25.29sq)
Bed 4	3100 x 3000	Living	3700 x 4000			Lot width	14m+

Floorplan and lot width based on Designer facade. Floorplan is indicative only, conceptual in nature and subject to change without notice. Floorplan may depict features and/or other products which are not included in the house design, not included in the house price and/or not available from Coral Homes. All measurements are in millimetres unless otherwise stated. Floorplan measurements are approximate and are not to scale. Lot width is a guide only and may change due to developer covenants and Local Authority guidelines. For more information speak to your Coral Homes New Home Consultant. © Coral Homes Pty Ltd.

Santorini – North Harbour Estate, Burpengary East



Santorini – North Harbour Estate, Burpengary East



Photography from Santorini at North Harbour Estate, Burpengary East depicts non-standard items including upgraded timber flooring, cabinetry profiles and finishes, upgraded splashback tiling, 900mm appliances, feature lighting, upgraded carpet, windows and furnishings, feature lighting, built-in cabinetry, ceiling height and other items which Coral Homes may not offer or are subject to additional charge. Items such as homewares, furniture, refrigerators, wallpaper and landscaping are not supplied by Coral Homes. Speak with your New Home Consultant for more details.

Most popular

Santorini 250Q

4 | 4 | 2.5 | 2



Master Bed	3500 x 4520	Activity	2940 x 3470	Media	4220 x 3380	House Length	22.10m
Bed 2	3520 x 2920	Dining	3930 x 3680	Outdoor	4240 x 3240	House Width	12.75m
Bed 3	3000 x 3000	Family	4000 x 5520			House Area	250.79m ² (27.00sq)
Bed 4	3000 x 3140	Living	3700 x 3480			Lot width	14m+

Floorplan and lot width based on Designer facade. Floorplan is indicative only, conceptual in nature and subject to change without notice. Floorplan may depict features and/or other products which are not included in the house design, not included in the house price and/or not available from Coral Homes. All measurements are in millimetres unless otherwise stated. Floorplan measurements are approximate and are not to scale. Lot width is a guide only and may change due to developer covenants and Local Authority guidelines. For more information speak to your Coral Homes New Home Consultant. © Coral Homes Pty Ltd.

Santorini – HomeWorld Thornton



Santorini – HomeWorld Thornton




Photography from Santorini at HomeWorld Thornton depicts non-standard items including upgraded porcelain tiling, upgraded 40mm Caesarstone® island benchtop and cabinetry profiles, upgraded splashback tiling, cabinetry handles, profiles and finishes, 900mm appliances, feature lighting, upgraded family room window, cornerless stacker doors, ceiling height, outdoor fan and other items which Coral Homes may not offer or are subject to additional charge. Items such as homewares, furniture, refrigerators, outdoor tiling, landscaping and fencing are not supplied by Coral Homes. Speak with your New Home Consultant for more details.



Santorini 276Q

4 | 4 | 2.5 | 2



Master Bed	4400 x 3870	Activity	3310 x 3770	Media	4150 x 3700	House Length	23.45m
Bed 2	3600 x 3000	Dining	4070 x 4080	Outdoor	4420 x 3240	House Width	13.25m
Bed 3	3000 x 3000	Family	4200 x 5240			House Area	276.79m ² (29.79sq)
Bed 4	3200 x 3200	Living	3730 x 3850			Lot width	14.5m+

Photography from Santorini at HomeWorld Thornton depicts non-standard items including upgraded porcelain tiling, feature lighting, upgraded family room window, cornerless stacker doors, upgraded carpet, built-in wardrobe cabinetry, upgraded windows and furnishings, outdoor fan, ceiling height and other items which Coral Homes may not offer or are subject to additional charge. Items such as homewares, furniture, wallpaper, outdoor tiling, landscaping and fencing are not supplied by Coral Homes. Speak with your New Home Consultant for more details.

Floorplan and lot width based on Designer facade. Floorplan is indicative only, conceptual in nature and subject to change without notice. Floorplan may depict features and/or other products which are not included in the house design, not included in the house price and/or not available from Coral Homes. All measurements are in millimetres unless otherwise stated. Floorplan measurements are approximate and are not to scale. Lot width is a guide only and may change due to developer covenants and Local Authority guidelines. For more information speak to your Coral Homes New Home Consultant. © Coral Homes Pty Ltd.

Santorini Facades

12.5m+ Lot Width



Scan
to view
full facade
range

East Hamptons Display Facade



Display facade depicts upgraded features that may not be available in all home designs. Speak with your New Home Consultant for full details on standard inclusions and available facade options.

Shoreline



Hamptons Display Facade



Display facade depicts upgraded features that may not be available in all home designs. Speak with your New Home Consultant for full details on standard inclusions and available facade options.

St Kilda



Mornington



Designer



Display facade images depict render finish, cladding, upgraded entry door, two external paint colours, feature windows and furnishings, feature lighting, pergola and other items which Coral Homes may not offer or may be subject to additional charge. All facade images are intended as a guide only and may depict non-standard items such as feature stone, feature brickwork, timber-look panelling, render finish, upgraded garage door colour, two or more paint colours, upgraded entry door, upgraded windows, feature lighting and other items which Coral Homes may not offer or may be subject to additional charge. Facades are indicative only, conceptual in nature and are subject to design changes without notice. Reduced eaves may be utilized subject to lot width requirements. External works such as driveways, landscaping and fencing are not supplied by Coral Homes. For accurate and current information, including house-specific facade drawings, please speak with your Coral Homes New Home Consultant.

All facade images are intended as a guide only and may depict non-standard items such as feature stone, feature brickwork, timber-look panelling, render finish, upgraded garage door colour, two or more paint colours, upgraded entry door, upgraded windows, feature lighting and other items which Coral Homes may not offer or may be subject to additional charge. Facades are indicative only, conceptual in nature and are subject to design changes without notice. Reduced eaves may be utilized subject to lot width requirements. External works such as driveways, landscaping and fencing are not supplied by Coral Homes. For accurate and current information, including house-specific facade drawings, please speak with your Coral Homes New Home Consultant.

Highlands Series

Acreage
design

A contemporary take on acreage living, the Highlands Series is a collection of spacious single storey home designs built for wider blocks of land. With a large alfresco area and three main living spaces, the Highlands Series floorplans have an open-plan flow that brings the outside in.



Scan to view series



Highlands (Lodge Display Facade) – Everleigh, Greenbank



Photography from Highlands at Everleigh Estate, Greenbank depicts non-standard facade items including feature stone, brick, timber cladding, render finish, upgraded entry door and sidelight window, stained entry door frame, upgraded windows, window furnishings, french doors, timber finish on garage door, feature lighting, upgraded porcelain tiling, upgraded rangehood including feature shelf and rangehood enclosure, 900mm appliances, black tapware, undermount sink, upgraded splashback tiling, upgraded island benchtop with feature posts and shadowline projection, upgraded Caesarstone®,

cabinetry profiles, finishes and handles, feature stone and fireplace, built-in cabinetry, stacker doors and handles, raked and square set ceiling, ceiling height and other items which Coral Homes may not offer or are subject to additional charge. Items such as homewares, furniture, refrigerators, built-in BBQ, retaining walls, timber-look decking, outdoor tiling, timber pergola, brick feature wall, paved path and concrete driveway, landscaping, pools and fencing are not supplied by Coral Homes. Speak with your New Home Consultant for more details.

Highlands 255Q

4 | 3 | 2 | 2



Master Bed	3580 x 3600	Activity	3620 x 3000	Outdoor	2700 x 5000	House Length	15.155m
Bed 2	3820 x 3000	Dining	2770 x 4480			House Width	23.9m
Bed 3	2900 x 3000	Living	3820 x 4590			House Area	255.47m ² (27.50sq)
Bed 4	3020 x 3000	Media	3750 x 3620			Lot width	28m⁺

Floorplan and lot width based on Designer facade. Floorplan is indicative only, conceptual in nature and subject to change without notice. Floorplan may depict features and/or other products which are not included in the house design, not included in the house price and/or not available from Coral Homes. All measurements are in millimetres unless otherwise stated. Floorplan measurements are approximate and are not to scale. Lot width is a guide only and may change due to developer covenants and Local Authority guidelines. For more information speak to your Coral Homes New Home Consultant. © Coral Homes Pty Ltd.

Highlands 279Q

4 | 3 | 2.5 | 2



Master Bed	3880 x 3780	Activity	3820 x 3770	Outdoor	2900 x 5200	House Length	16.055m
Bed 2	3120 x 3130	Dining	2850 x 4800			House Width	24.59m
Bed 3	3000 x 3130	Living	4180 x 4800			House Area	279.22m ² (30.06sq)
Bed 4	3220 x 3390	Media	3850 x 3930			Lot width	29m⁺

Floorplan and lot width based on Designer facade. Floorplan is indicative only, conceptual in nature and subject to change without notice. Floorplan may depict features and/or other products which are not included in the house design, not included in the house price and/or not available from Coral Homes. All measurements are in millimetres unless otherwise stated. Floorplan measurements are approximate and are not to scale. Lot width is a guide only and may change due to developer covenants and Local Authority guidelines. For more information speak to your Coral Homes New Home Consultant. © Coral Homes Pty Ltd.

Highlands 305Q

5 | 3 | 2.5 | 2



Master Bed	3870 x 3930	Activity	4670 x 3500	Outdoor	3000 x 5350	House Length	16.45m
Bed 2	3070 x 3180	Dining	2940 x 4960			House Width	28.17m
Bed 3	3000 x 3180	Living	4200 x 5030			House Area	305.92m ² (32.93sq)
Bed 4	3050 x 3240	Media	4020 x 3950			Lot width	32.5m⁺
Bed 5 / Office	3255 x 3000						

Floorplan and lot width based on Designer facade. Floorplan is indicative only, conceptual in nature and subject to change without notice. Floorplan may depict features and/or other products which are not included in the house design, not included in the house price and/or not available from Coral Homes. All measurements are in millimetres unless otherwise stated. Floorplan measurements are approximate and are not to scale. Lot width is a guide only and may change due to developer covenants and Local Authority guidelines. For more information speak to your Coral Homes New Home Consultant. © Coral Homes Pty Ltd.



Highlands – Everleigh, Greenbank



Highlands – Everleigh, Greenbank

Photography from Highlands at Everleigh Estate, Greenbank depicts non-standard items including upgraded porcelain tiling, upgraded windows, upgraded rangehood including feature shelf and rangehood enclosure, 900mm appliances, matte black sink mixer, undermount sink, upgraded splashback tiling, upgraded island benchtop with feature posts and shadowline projection, upgraded Caesarstone®, built-in cabinetry, cabinetry profiles, finishes and handles, feature lighting, feature stone and fireplace, upgraded windows, stacker doors and handles, raked and square set ceiling, ceiling height and other items which Coral Homes may not offer or are subject to additional charge. Items such as homewares, furniture, refrigerators, built-in BBQ, retaining walls, timber-look decking, outdoor tiling, landscaping, pools and fencing are not supplied by Coral Homes. Speak with your New Home Consultant for more details.

Highlands – Everleigh, Greenbank



Highlands – Everleigh, Greenbank



Highlands 338Q

Most popular

5 | 3 | 2.5 | 2



Master Bed	3990 x 4110	Activity	4685 x 3460	Outdoor 1	3100 x 6250	House Length	17.74m
Bed 2	3130 x 3250	Dining	3030 x 5790	Outdoor 2	1580 x 4130	House Width	29.15m
Bed 3	3050 x 3200	Living	4800 x 5790			House Area	338.44m ² (36.43sq)
Bed 4	3050 x 3320	Media	4520 x 4530			Lot width	33.5m⁺
Bed 5 / Office	3250 x 3000						

Photography from Highlands at Everleigh Estate, Greenbank depicts non-standard items including upgraded carpet, feature lighting, upgraded porcelain tiling to floors and walls, upgraded non-standard height wall tiling, upgraded windows, window furnishings, cabinetry profiles, finishes and handles, matte black basin and freestanding bath mixers, upgraded mirrors, chrome bermuda smart tile, square set ceiling, ceiling height and other items which Coral Homes may not offer or are subject to additional charge. Items such as homewares and furniture are not supplied by Coral Homes. Speak with your New Home Consultant for more details.

Floorplan and lot width based on Designer facade. Floorplan is indicative only, conceptual in nature and subject to change without notice. Floorplan may depict features and/or other products which are not included in the house design, not included in the house price and/or not available from Coral Homes. All measurements are in millimetres unless otherwise stated. Floorplan measurements are approximate and are not to scale. Lot width is a guide only and may change due to developer covenants and Local Authority guidelines. For more information speak to your Coral Homes New Home Consultant. © Coral Homes Pty Ltd.

On display

Highlands 371Q

5 | 4 | 4.5 | 2



Master Bed	4400 x 4110	Activity	4385 x 3460	Outdoor 1	3500 x 6250	House Length	17.98m
Bed 2	3200 x 3150	Dining	3110 x 5790	Outdoor 2	1580 x 4130	House Width	29.15m
Bed 3	3320 x 3150	Living	5000 x 5790			House Area	371.92m ² (40.03sq)
Bed 4 / Office	3200 x 3000	Media	4170 x 4430			Lot width	33.5m⁺
Bed 5	3030 x 3280	Rumpus	4420 x 3630				


Floorplan and lot width based on Designer facade. Floorplan is indicative only, conceptual in nature and subject to change without notice. Floorplan may depict features and/or other products which are not included in the house design, not included in the house price and/or not available from Coral Homes. All measurements are in millimetres unless otherwise stated. Floorplan measurements are approximate and are not to scale. Lot width is a guide only and may change due to developer covenants and Local Authority guidelines. For more information speak to your Coral Homes New Home Consultant. © Coral Homes Pty Ltd.



Highlands – The Fairways, Kensington Grove



Highlands – The Fairways, Kensington Grove



Photography from Highlands at The Fairways, Kensington Grove depicts non-standard items including upgraded timber flooring, kitchenette appliances – built-in dishwasher, oven, microwave and bar fridge, feature splashback tiling, built-in cabinetry and shelves, cabinetry profiles, finishes and handles, upgraded Caesarstone®, black tapware, undermount sink, glass insert door, upgraded door handles, ceiling height, stacker doors, window furnishings and other items which Coral Homes may not offer or are subject to additional charge. Items such as homewares, furniture, wallpaper, landscaping, pergola, outdoor tiling and fencing are not supplied by Coral Homes. Speak with your New Home Consultant for more details.

Highlands – The Fairways, Kensington Grove

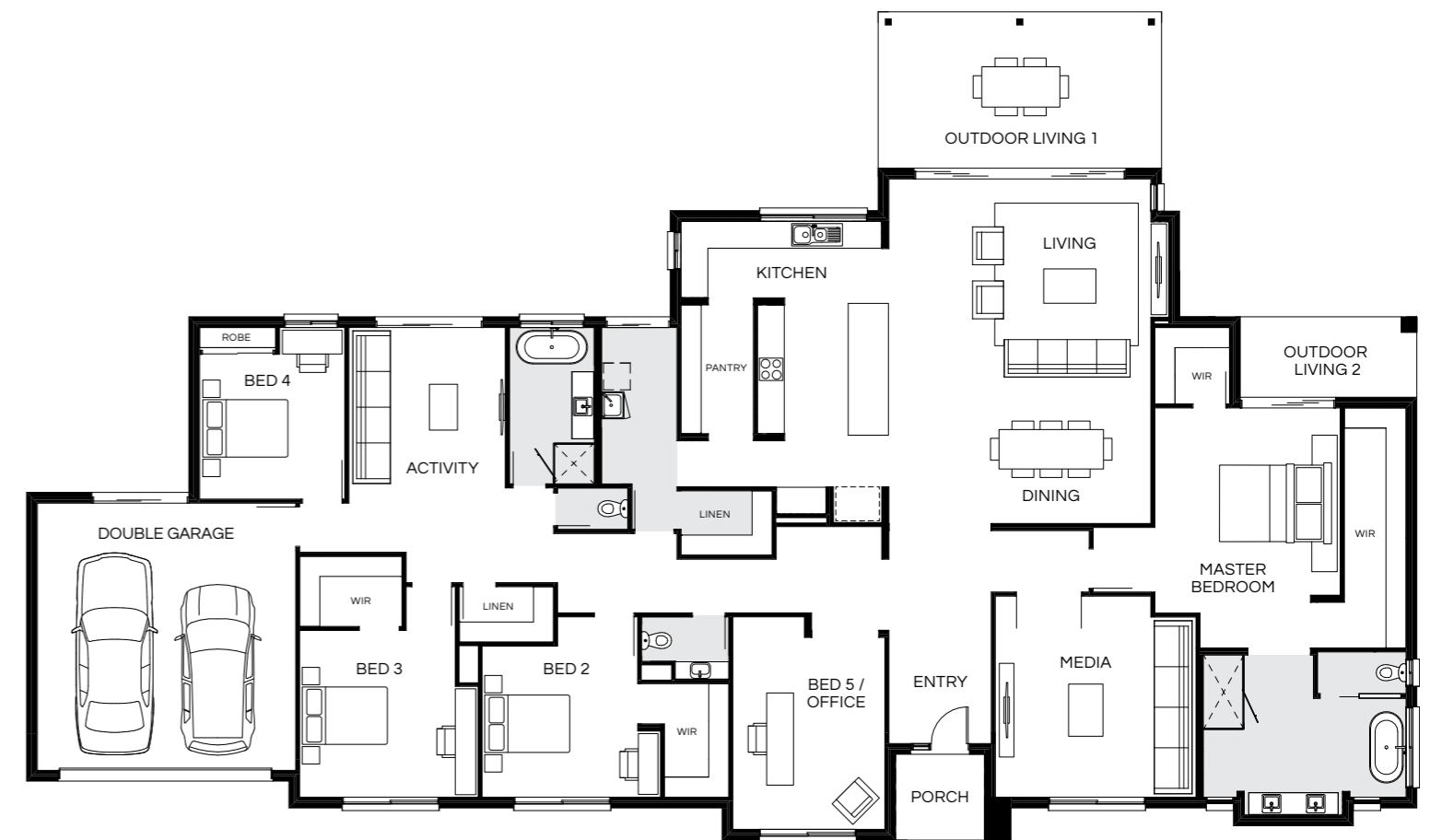


Highlands – The Fairways, Kensington Grove



Highlands 384Q

5 | 3 | 2.5 | 2



Master Bed	4610 x 4170	Activity	5050 x 3520	Outdoor 1	3500 x 6340	House Length	18.535m
Bed 2	3400 x 3500	Dining	3100 x 5880	Outdoor 2	1800 x 3950	House Width	31.10m
Bed 3	3750 x 3500	Living	4630 x 5880			House Area	384.99m ² (41.44sq)
Bed 4	3260 x 3270	Media	4520 x 4510			Lot width	35m+
Bed 5 / Office	4315 x 3420						

Photography from Highlands at The Fairways, Kensington Grove depicts non-standard items including upgraded timber flooring, upgraded rangehood including feature shelf and rangehood enclosure, 900mm appliances, dishwasher, feature splashback tiling, built-in cabinetry, cabinetry profiles, finishes and handles, upgraded island bench with shadowline and feature gable, upgraded Caesarstone®, matte black sink mixer, feature lighting, french doors, stacker doors and handles, upgraded windows, raked and square set ceiling, ceiling height, stained timber posts feature stone and render brick piers and other items which Coral Homes may not offer or are subject to additional charge. Items such as homewares, furniture, landscaping, pergola, outdoor paving, timber-look decking, retaining walls and fencing are not supplied by Coral Homes. Speak with your New Home Consultant for more details.

Floorplan and lot width based on Designer facade. Floorplan is indicative only, conceptual in nature and subject to change without notice. Floorplan may depict features and/or other products which are not included in the house design, not included in the house price and/or not available from Coral Homes. All measurements are in millimetres unless otherwise stated. Floorplan measurements are approximate and are not to scale. Lot width is a guide only and may change due to developer covenants and Local Authority guidelines. For more information speak to your Coral Homes New Home Consultant. © Coral Homes Pty Ltd.

Highlands Facades

32.5m+ Lot Width



Scan
to view
full facade
range

Lodge Display Facade



Display facade depicts upgraded features that may not be available in all home designs. Speak with your New Home Consultant for full details on standard inclusions and available facade options.

Alpine Display Facade



Display facade depicts upgraded features that may not be available in all home designs. Speak with your New Home Consultant for full details on standard inclusions and available facade options.

East Hamptons



Hamptons



Mornington



Designer



Display facade images depict feature stone, timber and render finish, cladding, upgraded entry door, sidelight window, stained entry door frame, two external paint colours, feature windows and furnishings, french doors, front pergola, timber finish on garage door, feature lighting, roof ventilator, raked ceilings and other items which Coral Homes may not offer or may be subject to additional charge. All facade images are intended as a guide only and may depict non-standard items such as feature stone, feature brickwork, timber-look panelling, render finish, upgraded garage door colour, two or more paint colours, upgraded entry door, upgraded windows, feature lighting and other items which Coral Homes may not offer or may be subject to additional charge. Facades are indicative only, conceptual in nature and are subject to design changes without notice. Reduced eaves may be utilized subject to lot width requirements. External works such as driveways, landscaping and fencing are not supplied by Coral Homes. For accurate and current information, including house-specific facade drawings, please speak with your Coral Homes New Home Consultant.

All facade images are intended as a guide only and may depict non-standard items such as feature stone, feature brickwork, timber-look panelling, render finish, upgraded garage door colour, two or more paint colours, upgraded entry door, upgraded windows, feature lighting and other items which Coral Homes may not offer or may be subject to additional charge. Facades are indicative only, conceptual in nature and are subject to design changes without notice. Reduced eaves may be utilized subject to lot width requirements. External works such as driveways, landscaping and fencing are not supplied by Coral Homes. For accurate and current information, including house-specific facade drawings, please speak with your Coral Homes New Home Consultant.



Find Out More



Website

Want to see more of our home designs? Visit our website coralhomes.com.au



Virtual Village

Not enough time to visit our Estates? Take an online tour at coralhomes.com.au/virtual-tours



Social

Connect with us! We update our social network with the best home inspiration, new releases, offers and more!

CORAL HOMES

Built on trust since 1990™

Photography from Highlands at The Fairways, Kensington Grove depicts non-standard facade items including feature stone, timber and render finish, upgraded entry door, stained entry door frame, upgraded windows, window furnishings, french doors, front pergola, timber finish on garage door, feature lighting, raked ceiling, ceiling height, roof ventilator and other items which Coral Homes may not offer or are subject to additional charge. Items such as homewares, furniture, timber-look decking, paved path, external concrete driveways and path, landscaping and fencing are not supplied by Coral Homes. Speak with your New Home Consultant for more details. © Coral Homes Pty Ltd. The copyright in the floorplans and facades depicted in this brochure are owned by or licensed to Coral Homes Pty Ltd and may not be reproduced, copied or dealt with in any manner which infringes the exclusive rights of Coral Homes Pty Ltd as prescribed by the Copyright Act 1968 without the express written authorisation of Coral Homes Pty Ltd. Coral Homes Pty Ltd QBCC 50792, NSW OFT 62084C, Coral Homes Qld Pty Ltd QBCC.

Why Coral Homes?

Our foundation is built on transparency, trust and exceptional customer service. Having built over 26,000 homes across three decades, our customers receive a fixed price guarantee, independent quality checks and so much more.



35+ Years Experience

Providing a high level of quality, value for money, security and transparency, is why we are one of Australia's largest home builders today.



Fixed Price Guarantee

We understand the financial commitments around building a home and provide you with peace of mind by offering contracts with a Fixed Price Guarantee* upfront.



Independent Quality Inspections

We have a stringent seven step Quality Assurance process to ensure we build each and every home to a high quality. This process includes an independent quality inspection.



Award Winning Home Builder

We're a proud two-time winner of the HIA Professional Major Builder Award, the industry's most prestigious award. We are also honoured to be named ProductReview winners for customer satisfaction for 2021, 2022 & 2024.

CORAL HOMES

coralhomes.com.au

*The fixed price guarantee is in respect to the cost of construction of your house and associated site works in accordance with the specifications of your contract. Coral Homes reserves the right to vary, terminate or suspend the operation of the Fixed Price Guarantee offer in its absolute discretion, without notice.