

Built on trust since 1990™

CORAL HOMES

Single Storey Homes



Photography depicts items such as homewares, furniture and may depict items that are upgraded or not supplied by Coral Homes. Speak with your New Home Consultant for more details.

Our Difference

Since its inception in 1990, Coral Homes' vision was to provide innovative home designs built on quality craftsmanship with exceptional attention to detail.



HIA Professional Builder

The Housing Industry Association (HIA) Awards annually champions the industry's leading builders and Coral Homes has proudly received the most prestigious industry award – Professional Major Builder of 2021!



Decades of Experience

Australian families have trusted us to build their new home for over 30 years. Offering a high level of craftsmanship, value for money, security and transparency is why we are one of Australia's largest home builders today.



Customer Focused

We really value the feedback our customers provide throughout their building journey which is why we are extremely proud to share our Product Review annual award for best builder for 2021.

★★★★★ 4.6 Star Rating*

*Rating taken at 1st June 2021.



Your Peace of Mind

Coral Homes has cemented themselves as a trusted brand for over 30 years by offering customers unbeatable value, fixed-price guarantees, outstanding aftercare and so much more.



Unbeatable Value

Our promise to you is to always provide you with outstanding value for money. We put more into our standard inclusions, so you don't need to spend thousands of dollars on upgrades later.



Open Pricing Policy

In addition to pricing being openly available on our website, our New Home Consultants will happily provide you with a free estimate including site works. That means - no deposit required upfront!



Independent Quality Checks

We have a stringent seven step Quality Assurance process to ensure we build each and every home to a high quality. This process includes an independent quality inspection, to ensure we deliver above the expected industry standards.



Outstanding Aftercare

After taking possession of the keys to their new home, Coral Homes' Service & Warranty Program gives homeowners the necessary information and tools to maintain and extend the life of their products.

Single Storey Designs

From floorplan to facade, discover the perfect single storey home design series to suit your block of land and lifestyle.

Lot Width	Home Design	Bed	Living	Bath	Car	Page
10m+	Ascot 19 MKII	3	2	2	2	10
10m+	Aspen 15	3	1	2	1	15
12.5m+	Capri 19	4	1	2	2	20
12.5m+	Capri 20	4	2	2	2	21
12.5m+	Capri 22	4	3	2	2	22
12.5m+	Capri 23	4	3	2	2	23
12.5m+	Capri 24	4	3	2	2	24
12.5m+	Capri 24 MKII	4	3	2	2	25
12m+	Capri 24 MKIII	4	3	2	2	26
12.5m+	Capri 25	4	3	2	2	27
12.5m+	Capri 26	4	3	2	2	28
12.5m+	Capri 26 MKII	4	3	2	2	29
18m+	Daydream 28	4	3	2	2	34
18m+	Daydream 30	4	3	2	2	35
18m+	Daydream 32	4	4	2	2	37
12.5m+	Grange 20	4	2	2	2	42
12.5m+	Grange 21	4	2	2	2	43
12.5m+	Grange 22	4	2	2	2	44
14m+	Grange 24	4	3	2	2	45
12m+	Grange 24 MKII	4	3	2	2	46
12.5m+	Grange 25	4	3	2	2	47
14m+	Grange 26	4	3	2	2	48
14m+	Grange 27	4	3	2	2	49
14m+	Grange 27 MKII	4	3	2	2	50
14m+	Grange 28	4	3	2	2	51

Lot Width	Home Design	Bed	Living	Bath	Car	Page
15m+	Lisbon 24	4	2	2	2	58
14m+	Lisbon 24 MKII	4	2	2	2	59
16m+	Lisbon 25	4	2	2	2	60
16m+	Lisbon 25 MKII	4	2	2	2	61
16.5m+	Lisbon 27	4	3	2	2	62
16.5m+	Lisbon 29	4	3	2	2	63
18m+	Lisbon 31	4	3	2	2	64
18m+	Lisbon 31 MKII	4	3	2	2	65
18m+	Lisbon 32	4	4	2	2	67
18m+	Lisbon 33	4	4	2	2	69
18m+	Lisbon 35	4	4	2	2	71
12.5m+	Madrid 21	4	2	2	2	78
12.5m+	Madrid 23	4	2	2	2	79
12.5m+	Madrid 25	4	3	2	2	80
12.5m+	Madrid 27	4	3	2	2	81
20m+	Marcoola 31	4	3	2	2	86
20m+	Marcoola 32	4	3	2	2	87
12.5m+	Milan 20	4	2	2	2	92
12.5m+	Milan 21	4	2	2	2	93
12.5m+	Milan 22	4	2	2	2	94
12.5m+	Milan 23	4	3	2	2	95
12.5m+	Milan 24	4	3	2	2	96
14m+	Milan 25	4	3	2	2	97
12.5m+	Milan 25 MKII	4	3	2	2	98
14m+	Milan 27	4	3	2	2	99
14m+	Milan 27 MKII	4	3	2	2	101
14m+	Milan 29	4	3	2	2	102

Lot Width	Home Design	Bed	Living	Bath	Car	Page
12m+	Montrose 20	4	2	2	2	110
12m+	Montrose 20 MKII	4	2	2	2	111
12.5m+	Noosa 20	3	2	2	2	116
12m+	Noosa 22	4	2	2	2	117
12.5m+	Noosa 23	4	2	2	2	118
12.5m+	Noosa 23 MKII	4	2	2	2	119
15m+	Noosa 25	4	2	2	2	120
12.5m+	Noosa 25 MKII	4	2	2	2	121
14m+	Noosa 28 MKIII	4	3	2	2	123
12.5m+	Noosaville 23	4	2	2	2	128
12m+	Noosaville 23 MKII	4	2	2	2	129
12.5m+	Noosaville 24	4	2	2	2	130
12m+	Noosaville 24 MKII	4	2	2	2	131
12.5m+	Noosaville 25	4	2	2	2	132
13m+	Noosaville 26	4	2	2	2	133
12.5m+	San Marino 22	4	3	2	2	138
14m+	San Marino 23	4	3	2	2	139
12m+	San Marino 23 MKII	4	3	2	2	140
12.5m+	San Marino 24	4	3	2	2	141
14m+	San Marino 25	4	3	2	2	142
14m+	San Marino 27	4	3	2	2	143
14m+	San Marino 30	4	3	2	2	144
14m+	San Marino 31	4	3	2	2	145
12.5m+	Santorini 23	4	3	2	2	151
14m+	Santorini 25	4	3	2	2	152
14m+	Santorini 27	4	4	2	2	154
15m+	Santorini 29	4	4	2	2	155

Lot Width	Home Design	Bed	Living	Bath	Car	Page
36m+	Longreach 33	4	3	2	2	161
33m+	Winton 24	4	2	2	2	166
33m+	Winton 26	4	2	2	2	167
36m+	Winton 27	4	3	2	2	168
38m+	Winton 33	4	4	2	2	169



Welcome

Dedicated to *Creating lifestyles to be proud of*, Coral Homes' single storey home design series offer style, quality and functionality across one level. Choose from an abundance of flexible floorplans and facades to suit your lifestyle.

Lisbon 32 - Harmony Display, Palmview



Ascot Series

For homes that fit onto a 10m+ lot width, the Ascot Series has all the features characteristic of a functional family home. The Ascot Series offers two floor plans and a number of facade options. Expect to find a double garage, three spacious bedrooms, open-plan living areas and a dedicated study nook.

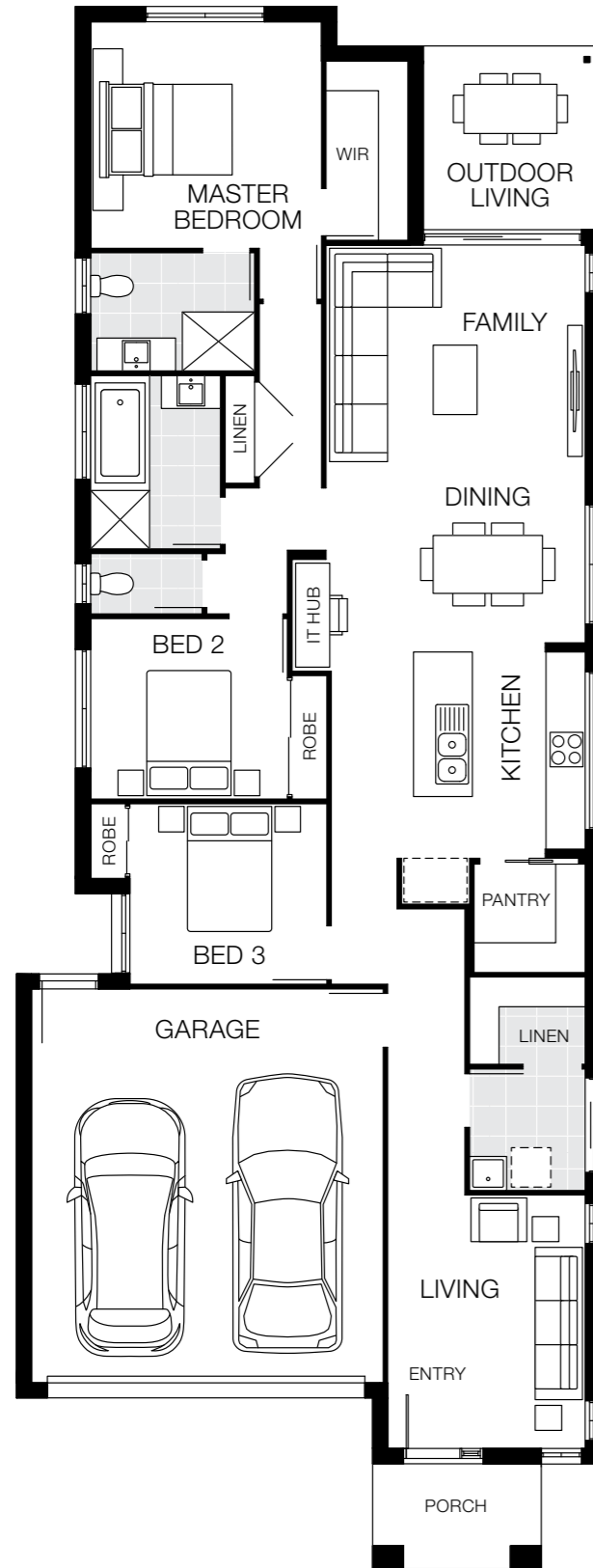


Scan to view series



Ascot 19 MKII

10m+ Lot Width



3 Bed 2 Living 2 Bath 2 Car

Bedrooms

Master Bedroom	3450 x 3520
Bed 2	2750 x 3000
Bed 3	2750 x 3000

Living Areas

Family	3200 x 3950
Dining	2860 x 3090
Living	3860 x 3010
Outdoor Living	2900 x 2700

House Dimensions

House Length	23.79m
House Width	8.90m
House Area	179.77m ² (19.35sq)

Ascot Facade Options

10m+ Lot Width



Floorplan based on Designer Facade. Floorplan is indicative only, conceptual in nature and subject to change. Floorplan may depict features and/or other products which are not included in the house design, not included in the house price and/or not available from Coral Homes. All measurements are in millimetres unless otherwise stated. Floorplan measurements are approximate and are not to scale. Lot width is based on Designer facade and is to be used as a guide only and may change due to developer covenants and Local Authority guidelines. ©Coral Homes Pty Ltd. The copyright in this floorplan is owned by or licensed to Coral Homes Pty Ltd and may not be reproduced, copied or dealt with in any manner which infringes the exclusive rights of Coral Homes Pty Ltd as prescribed by the Copyright Act 1968, without the express written authorisation of Coral Homes Pty Ltd.

Facades based on Ascot 19 MKII. Facades depict items such as homewares, furniture, landscaping and fencing that are not supplied by Coral Homes. Facades are indicative only, conceptual in nature and subject to change. Facades depict non-standard fixtures, features and finishes. Additional costs for timber decking, driveway, lighting, more than one colour and deep base paints, tiles, non-standard brick and off white mortar apply.

Aspen Series

If you are looking to push spatial boundaries then look no further than the Aspen series. This cleverly compact design features stunning facade options, three bedrooms, two bathrooms and a single garage. Designed to fit on a 10m+ lot, the Aspen also features a functional open plan living area with free-flowing space between the kitchen, dining and living rooms. The indoor-outdoor integration with the alfresco area is perfect for the Australian climate.



Photography depicts items such as homewares, furniture, landscaping, fencing and may depict items that are upgraded or not supplied by Coral Homes. Speak with your New Home Consultant for more details.



Photography depicts items such as homewares, furniture, landscaping, fencing and may depict items that are upgraded or not supplied by Coral Homes. Speak with your New Home Consultant for more details.

Aspen 15 - North Harbour



Aspen 15 - North Harbour



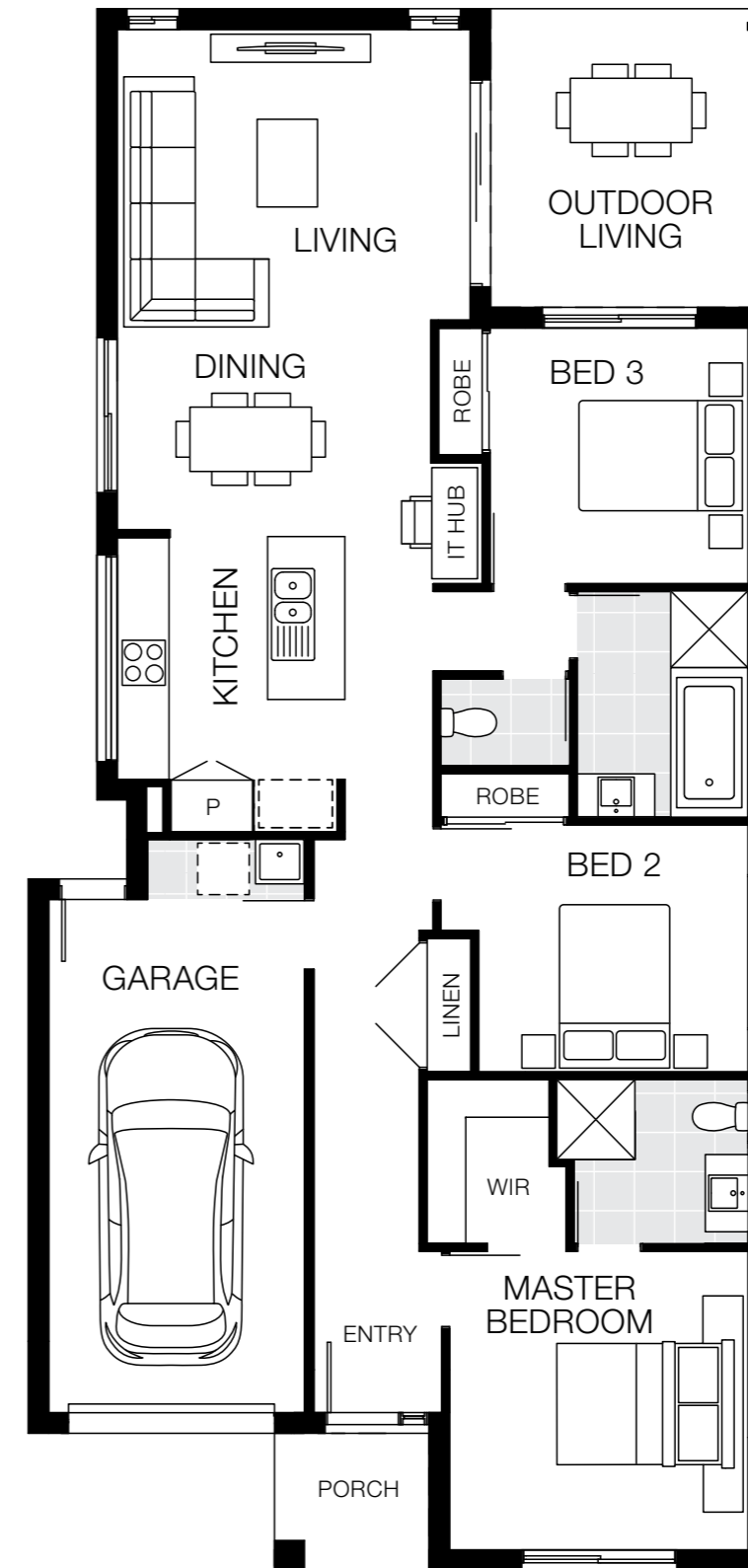
Photography depicts items such as homewares, furniture, landscaping, fencing and may depict items that are upgraded or not supplied by Coral Homes. Speak with your New Home Consultant for more details.

Single Storey - Narrow Lot

Aspen 15

10m+ Lot Width

3 Bed 1 Living 2 Bath 1 Car



Bedrooms	
Master Bedroom	3500 x 3500
Bed 2	2900 x 3160
Bed 3	3000 x 3030
Living Areas	
Dining	2510 x 3670
Living	3410 x 4130
Outdoor Living	3480 x 3240
House Dimensions	
House Length	18.20m
House Width	8.63m
House Area	144.04m ² (15.50sq)

Floorplan based on Designer Facade. Floorplan is indicative only, conceptual in nature and subject to change. Floorplan may depict features and/or other products which are not included in the house design, not included in the house price and/or not available from Coral Homes. All measurements are in millimetres unless otherwise stated. Floorplan measurements are approximate and are not to scale. Lot width is based on Designer facade and is to be used as a guide only and may change due to developer covenants and Local Authority guidelines. ©Coral Homes Pty Ltd. The copyright in this floorplan is owned by or licensed to Coral Homes Pty Ltd and may not be reproduced, copied or dealt with in any manner which infringes the exclusive rights of Coral Homes Pty Ltd as prescribed by the Copyright Act 1968, without the express written authorisation of Coral Homes Pty Ltd.

Aspen Facade Options

10m+ Lot Width

Designer Facade



St Kilda Facade



Mornington Facade



Ventura Facade



Southampton Facade



Facades based on Aspen 16. Facades depict items such as homewares, furniture, landscaping and fencing that are not supplied by Coral Homes. Facades are indicative only, conceptual in nature and subject to change. Facades depict non-standard fixtures, features and finishes. Additional costs for timber decking, driveway, lighting, more than one colour and deep base paints, tiles, non-standard brick and off white mortar apply.

Facades based on Aspen 16. Facades depict items such as homewares, furniture, landscaping and fencing that are not supplied by Coral Homes. Facades are indicative only, conceptual in nature and subject to change. Facades depict non-standard fixtures, features and finishes. Additional costs for timber decking, driveway, lighting, more than one colour and deep base paints, tiles, non-standard brick and off white mortar apply.

Capri Series

The Capri Series is designed to fit neatly onto a 12m+ lot width without compromising on important features. In fact, the Capri series provides all the practicality and open-plan living space a family needs. Featuring 10 flexible floorplans and many different facades to choose from, this versatile series has something for everyone.

Award winning
On display

Capri 26 - Foreshore Display, Coomera



Scan to view series

Photography depicts items such as homewares, furniture and may depict items that are upgraded or not supplied by Coral Homes. Speak with your New Home Consultant for more details.

Capri 26 - Foreshore Display, Coomera

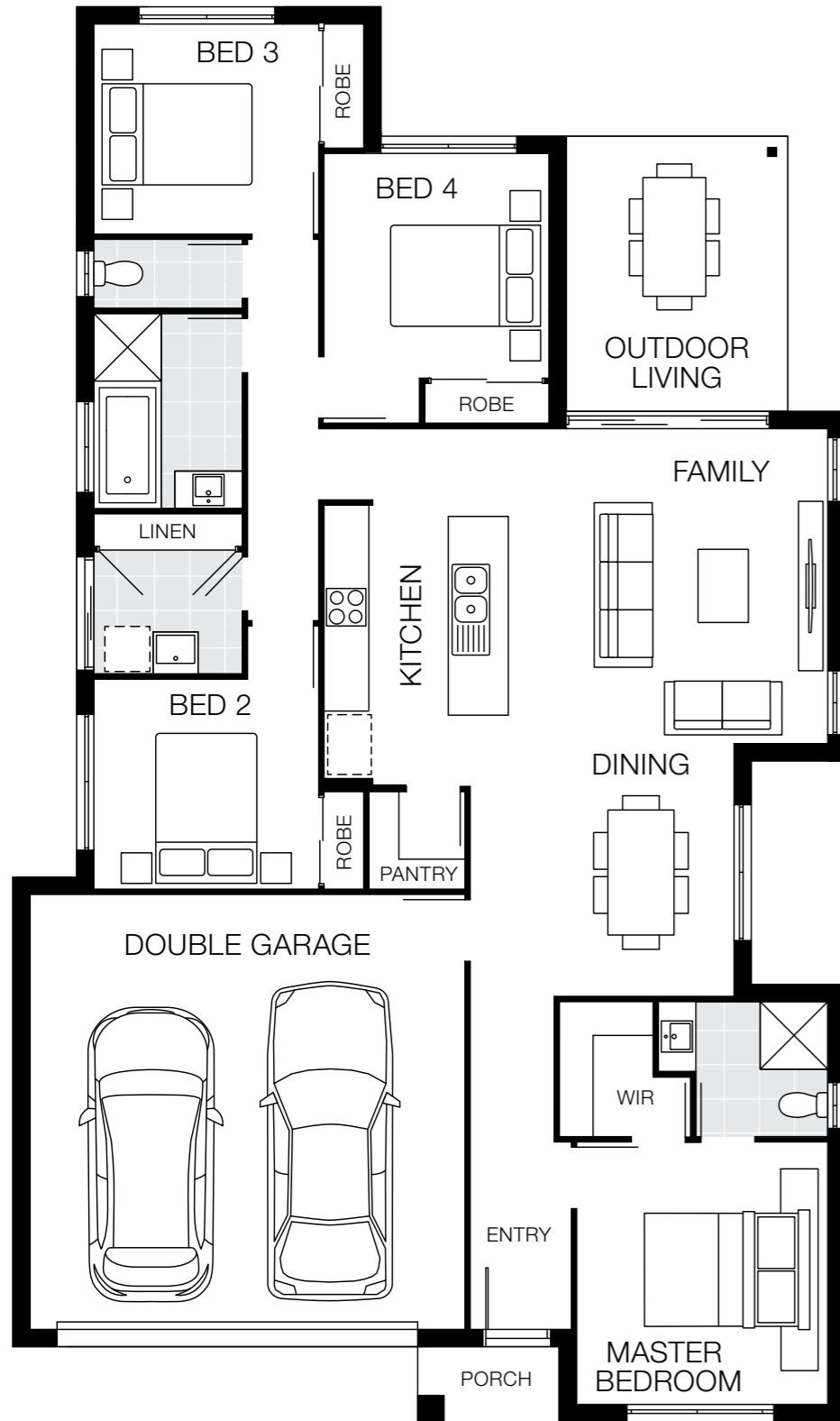


Capri 26 - Foreshore Display, Coomera




Photography depicts items such as homewares, furniture, landscaping, fencing and may depict items that are upgraded or not supplied by Coral Homes. Speak with your New Home Consultant for more details.

Capri 19



12.5m+ Lot Width



Bedrooms

Master Bedroom	3350 x 3500
Bed 2	2800 x 3000
Bed 3	2800 x 3000
Bed 4	3600 x 3000

Living Areas

Family	4170 x 4200
Dining	3520 x 3370
Outdoor Living	3670 x 2950

House Dimensions

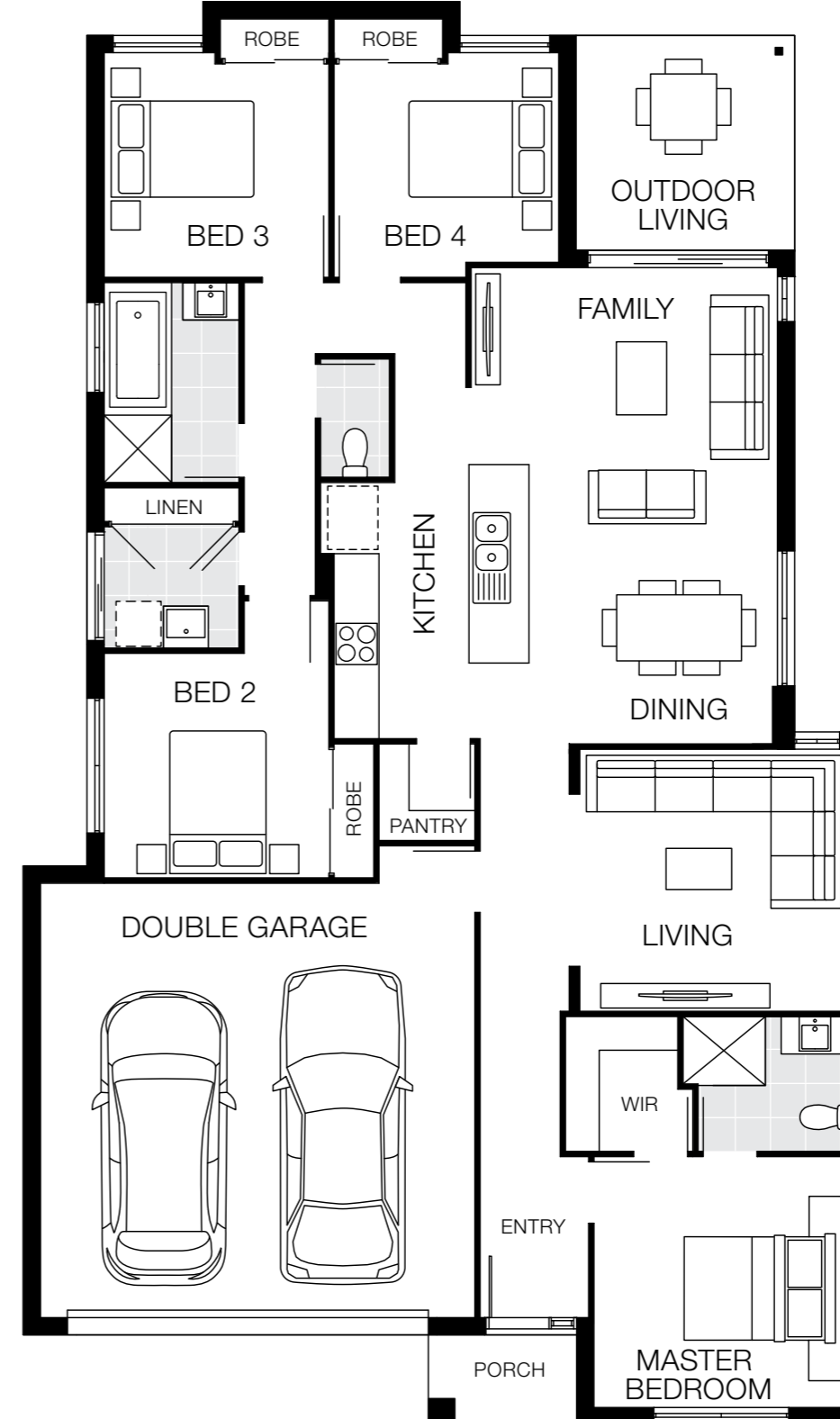
House Length	18.87m
House Width	11.10m
House Area	176.92m ² (19.00sq)

Design Options Available

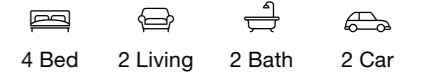
Media Room

Additional costs may apply for design options.

Capri 20



12.5m+ Lot Width



Bedrooms

Master Bedroom	3400 x 3350
Bed 2	3000 x 3000
Bed 3	3000 x 3000
Bed 4	3000 x 2800

Living Areas

Family	4090 x 3290
Dining	3220 x 3000
Living	3500 x 3555
Outdoor Living	5000 x 5780

House Dimensions

House Length	19.00m
House Width	11.25m
House Area	185.48m ² (20.00sq)

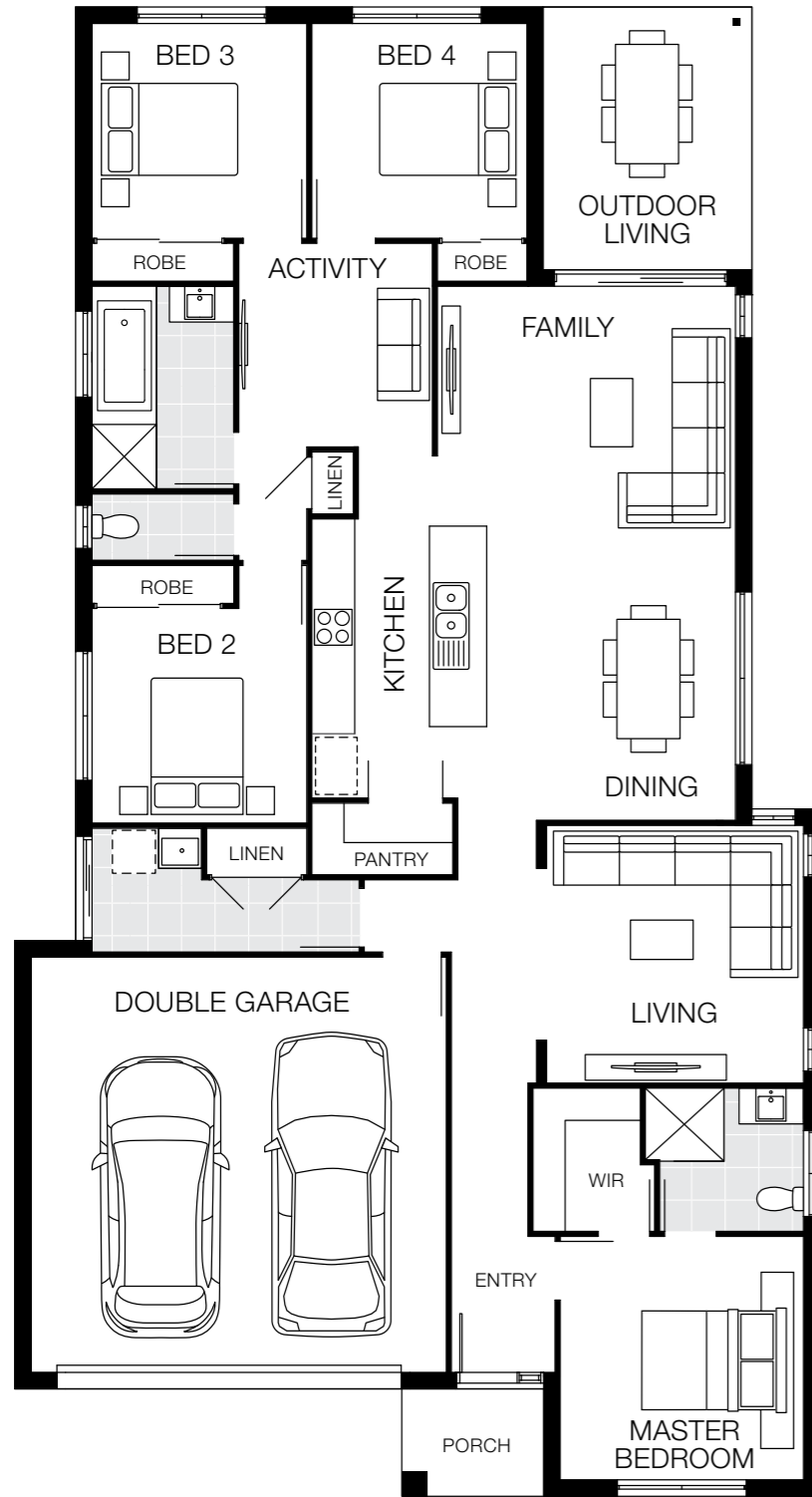
Floorplan based on Designer Facade. Floorplan is indicative only, conceptual in nature and subject to change. Floorplan may depict features and/or other products which are not included in the house design, not included in the house price and/or not available from Coral Homes. All measurements are in millimetres unless otherwise stated. Floorplan measurements are approximate and are not to scale. Lot width is based on Designer facade and is to be used as a guide only and may change due to developer covenants and Local Authority guidelines. ©Coral Homes Pty Ltd. The copyright in this floorplan is owned by or licensed to Coral Homes Pty Ltd and may not be reproduced, copied or dealt with in any manner which infringes the exclusive rights of Coral Homes Pty Ltd as prescribed by the Copyright Act 1968, without the express written authorisation of Coral Homes Pty Ltd.

Floorplan based on Designer Facade. Floorplan is indicative only, conceptual in nature and subject to change. Floorplan may depict features and/or other products which are not included in the house design, not included in the house price and/or not available from Coral Homes. All measurements are in millimetres unless otherwise stated. Floorplan measurements are approximate and are not to scale. Lot width is based on Designer facade and is to be used as a guide only and may change due to developer covenants and Local Authority guidelines. ©Coral Homes Pty Ltd. The copyright in this floorplan is owned by or licensed to Coral Homes Pty Ltd and may not be reproduced, copied or dealt with in any manner which infringes the exclusive rights of Coral Homes Pty Ltd as prescribed by the Copyright Act 1968, without the express written authorisation of Coral Homes Pty Ltd.

Capri 22

12.5m+ Lot Width

4 Bed 3 Living 2 Bath 2 Car



Bedrooms

Master Bedroom	3400 x 3400
Bed 2	3000 x 3000
Bed 3	3000 x 3000
Bed 4	3000 x 3000

Living Areas

Family	3890 x 4170
Dining	3500 x 3370
Living	3600 x 3590
Activity	2845 x 2700
Outdoor Living	3670 x 2920

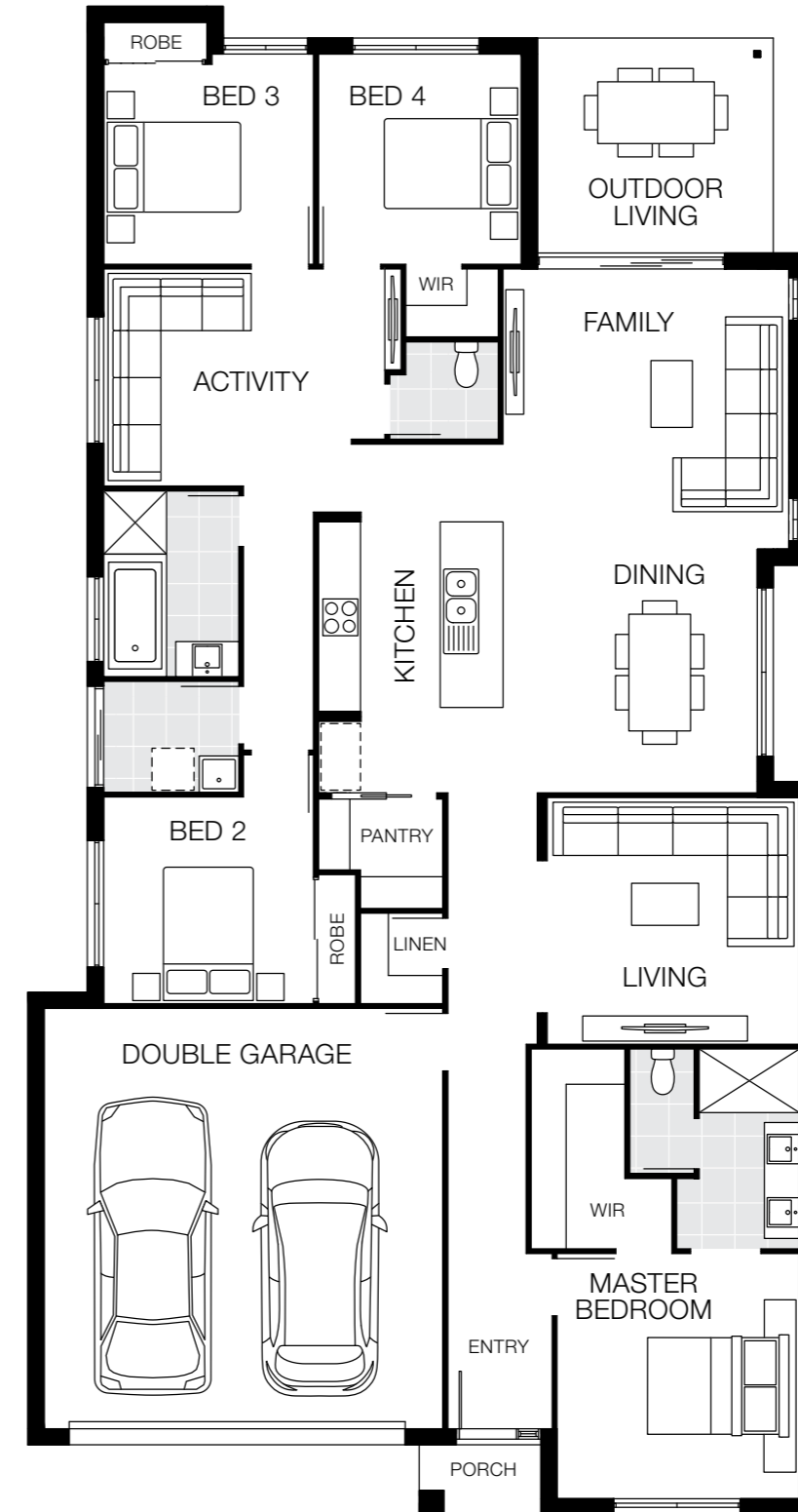
House Dimensions

House Length	20.80m
House Width	11.25m
House Area	204.16m ² (22.00sq)

Capri 23

12.5m+ Lot Width

4 Bed 3 Living 2 Bath 2 Car



Bedrooms

Master Bedroom	3500 x 3460
Bed 2	2950 x 3000
Bed 3	3000 x 2900
Bed 4	3000 x 3000

Living Areas

Family	4000 x 4080
Dining	3480 x 3630
Living	3520 x 3600
Activity	3100 x 4020
Outdoor Living	3070 x 3370

House Dimensions

House Length	21.54m
House Width	11.25m
House Area	216.60m ² (23.32sq)

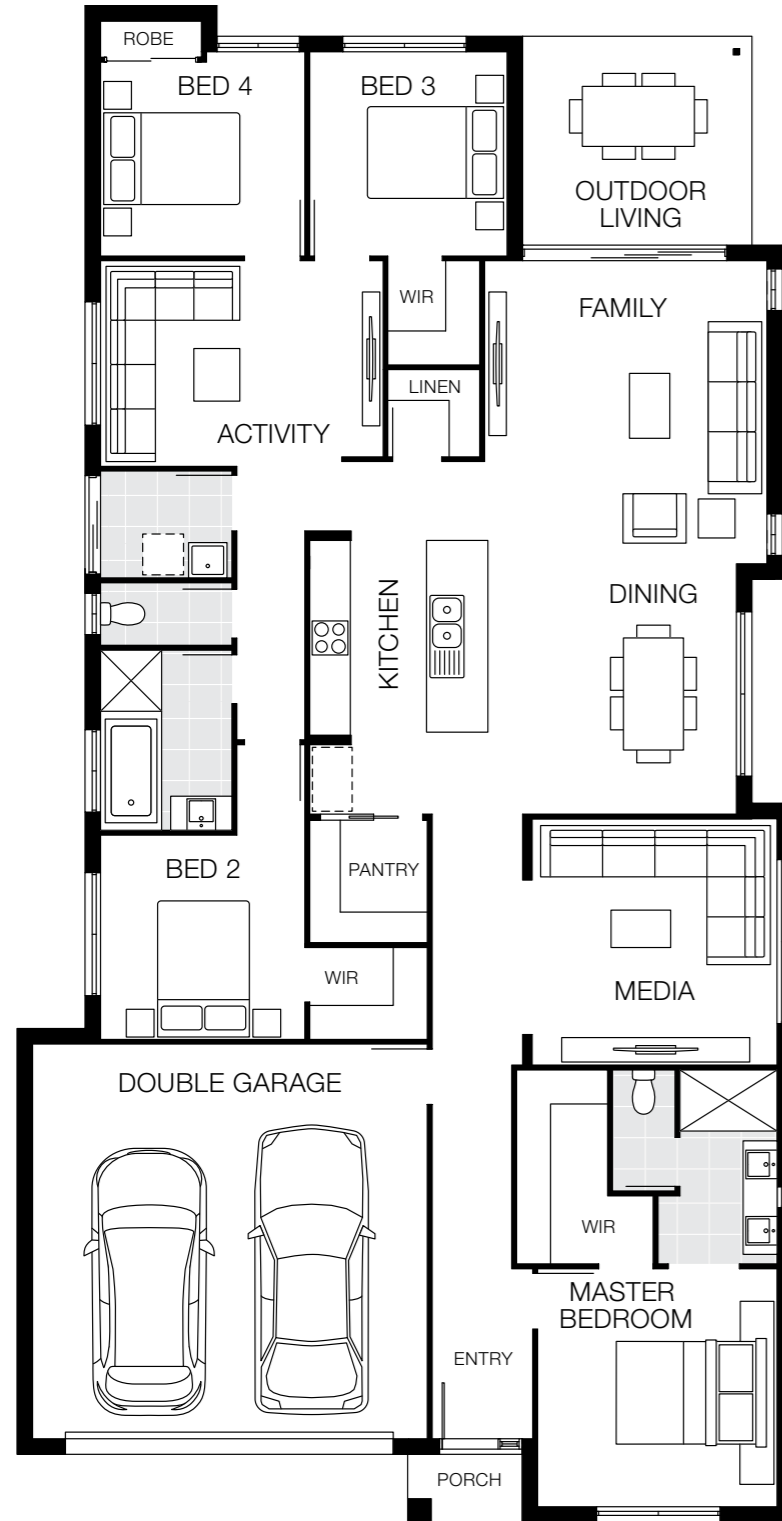
Floorplan based on Designer Facade. Floorplan is indicative only, conceptual in nature and subject to change. Floorplan may depict features and/or other products which are not included in the house design, not included in the house price and/or not available from Coral Homes. All measurements are in millimetres unless otherwise stated. Floorplan measurements are approximate and are not to scale. Lot width is based on Designer facade and is to be used as a guide only and may change due to developer covenants and Local Authority guidelines. ©Coral Homes Pty Ltd. The copyright in this floorplan is owned by or licensed to Coral Homes Pty Ltd and may not be reproduced, copied or dealt with in any manner which infringes the exclusive rights of Coral Homes Pty Ltd as prescribed by the Copyright Act 1968, without the express written authorisation of Coral Homes Pty Ltd.

Floorplan based on Designer Facade. Floorplan is indicative only, conceptual in nature and subject to change. Floorplan may depict features and/or other products which are not included in the house design, not included in the house price and/or not available from Coral Homes. All measurements are in millimetres unless otherwise stated. Floorplan measurements are approximate and are not to scale. Lot width is based on Designer facade and is to be used as a guide only and may change due to developer covenants and Local Authority guidelines. ©Coral Homes Pty Ltd. The copyright in this floorplan is owned by or licensed to Coral Homes Pty Ltd and may not be reproduced, copied or dealt with in any manner which infringes the exclusive rights of Coral Homes Pty Ltd as prescribed by the Copyright Act 1968, without the express written authorisation of Coral Homes Pty Ltd.

Capri 24

12.5m+ Lot Width

4 Bed 3 Living 2 Bath 2 Car



Bedrooms

Master Bedroom	3500 x 3520
Bed 2	3000 x 3000
Bed 3	3000 x 2900
Bed 4	2850 x 3000

Living Areas

Family	4450 x 4150
Dining	3680 x 3650
Media	3620 x 3600
Activity	3020 x 4150
Outdoor Living	3070 x 3370

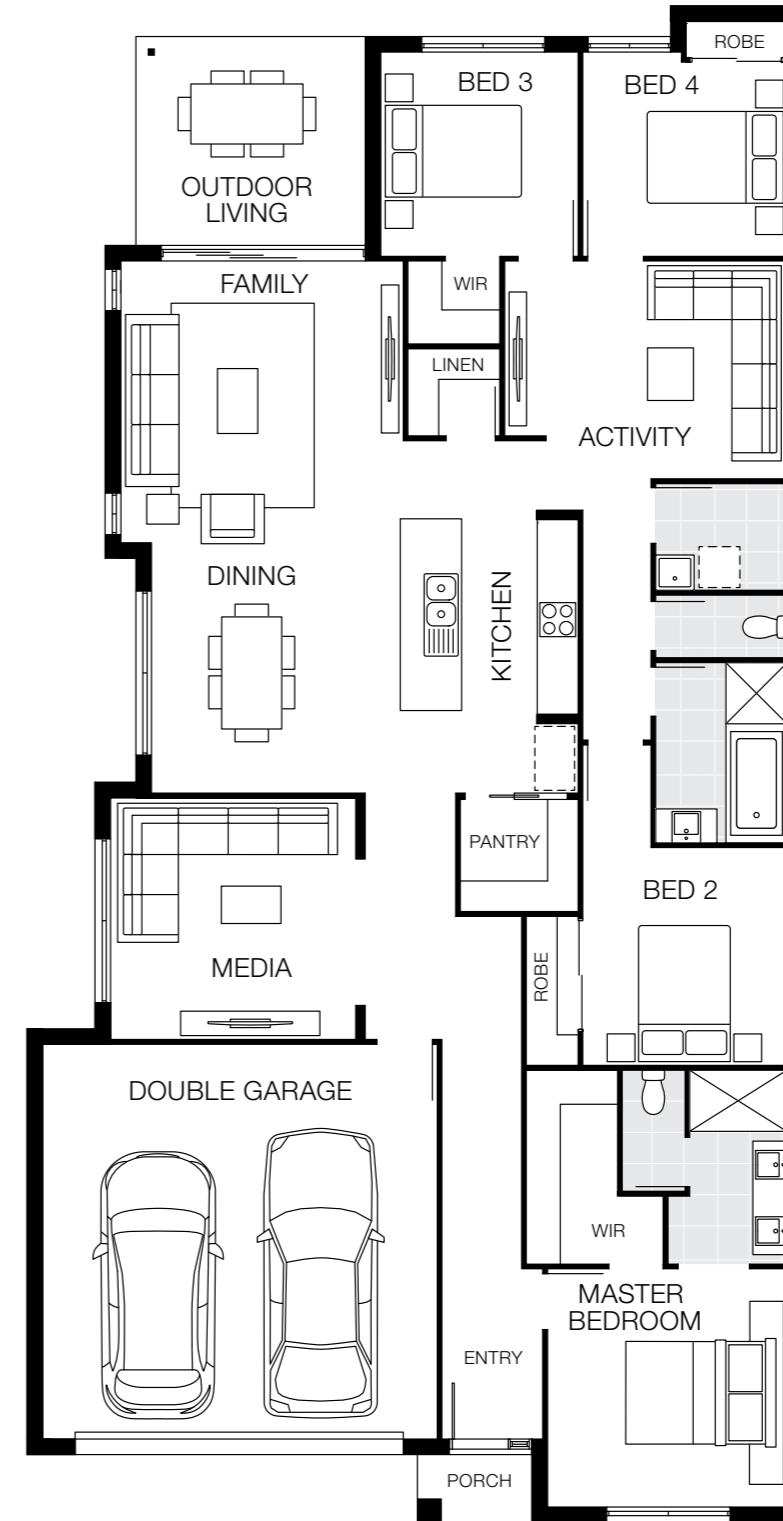
House Dimensions

House Length	22.29m
House Width	11.40m
House Area	224.98m ² (24.22sq)

Capri 24 MKII

12.5m+ Lot Width

4 Bed 3 Living 2 Bath 2 Car



Bedrooms

Master Bedroom	3500 x 3520
Bed 2	3200 x 3000
Bed 3	3000 x 2900
Bed 4	2850 x 3000

Living Areas

Family	4450 x 4150
Dining	3680 x 3650
Media	3550 x 3600
Activity	3200 x 4150
Outdoor Living	3070 x 3370

House Dimensions

House Length	22.29m
House Width	11.40m
House Area	225.03m ² (24.22sq)

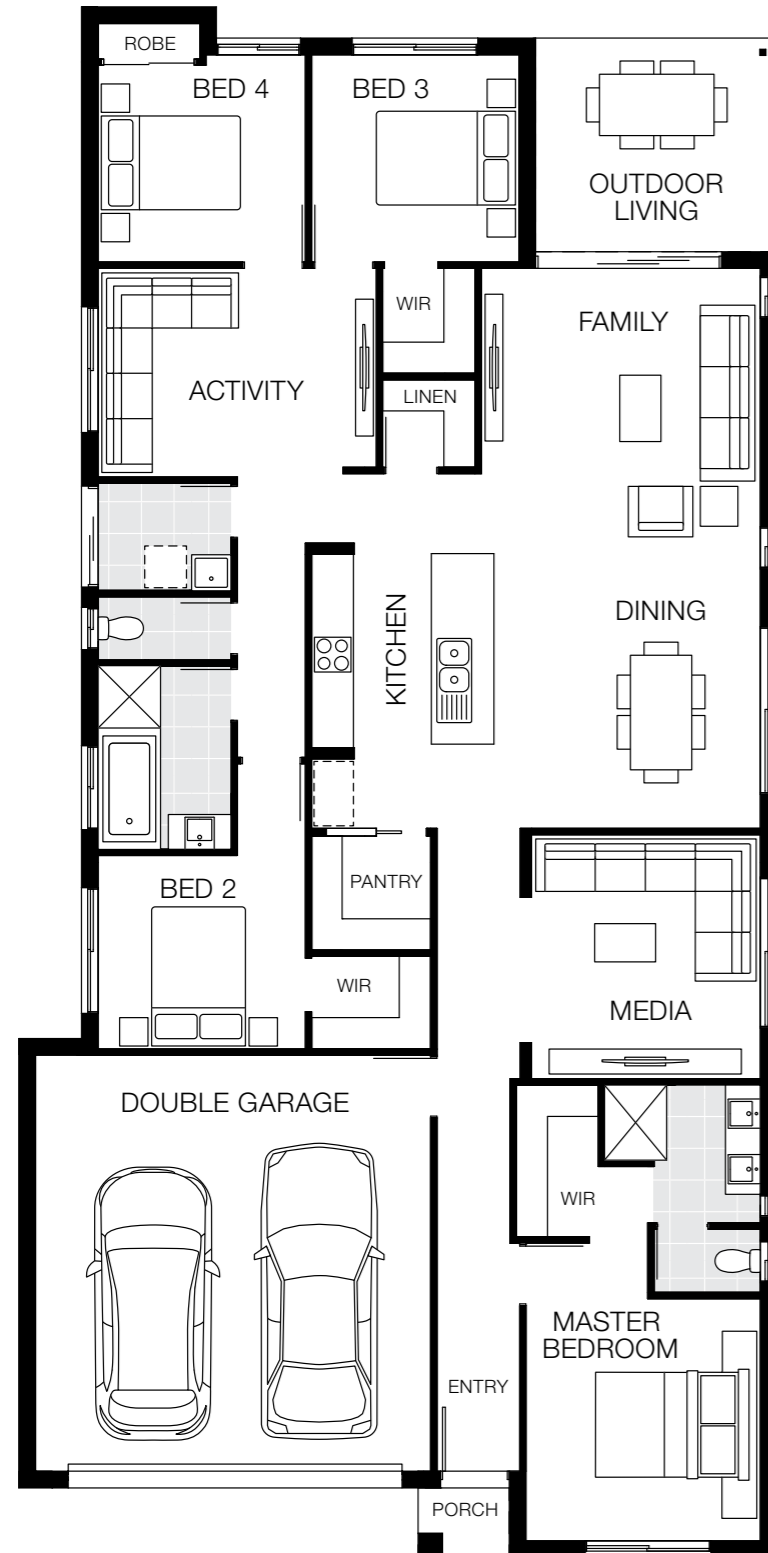
Floorplan based on Designer Facade. Floorplan is indicative only, conceptual in nature and subject to change. Floorplan may depict features and/or other products which are not included in the house design, not included in the house price and/or not available from Coral Homes. All measurements are in millimetres unless otherwise stated. Floorplan measurements are approximate and are not to scale. Lot width is based on Designer facade and is to be used as a guide only and may change due to developer covenants and Local Authority guidelines. ©Coral Homes Pty Ltd. The copyright in this floorplan is owned by or licensed to Coral Homes Pty Ltd and may not be reproduced, copied or dealt with in any manner which infringes the exclusive rights of Coral Homes Pty Ltd as prescribed by the Copyright Act 1968, without the express written authorisation of Coral Homes Pty Ltd.

Floorplan based on Designer Facade. Floorplan is indicative only, conceptual in nature and subject to change. Floorplan may depict features and/or other products which are not included in the house design, not included in the house price and/or not available from Coral Homes. All measurements are in millimetres unless otherwise stated. Floorplan measurements are approximate and are not to scale. Lot width is based on Designer facade and is to be used as a guide only and may change due to developer covenants and Local Authority guidelines. ©Coral Homes Pty Ltd. The copyright in this floorplan is owned by or licensed to Coral Homes Pty Ltd and may not be reproduced, copied or dealt with in any manner which infringes the exclusive rights of Coral Homes Pty Ltd as prescribed by the Copyright Act 1968, without the express written authorisation of Coral Homes Pty Ltd.

Capri 24 MKIII

12m+ Lot Width

4 Bed 3 Living 2 Bath 2 Car



Bedrooms

Master Bedroom	3500 x 3390
Bed 2	2800 x 3000
Bed 3	3000 x 3000
Bed 4	3000 x 3000

Living Areas

Family	4720 x 4030
Dining	3350 x 3840
Media	3530 x 3310
Activity	3020 x 4020
Outdoor Living	3070 x 3470

House Dimensions

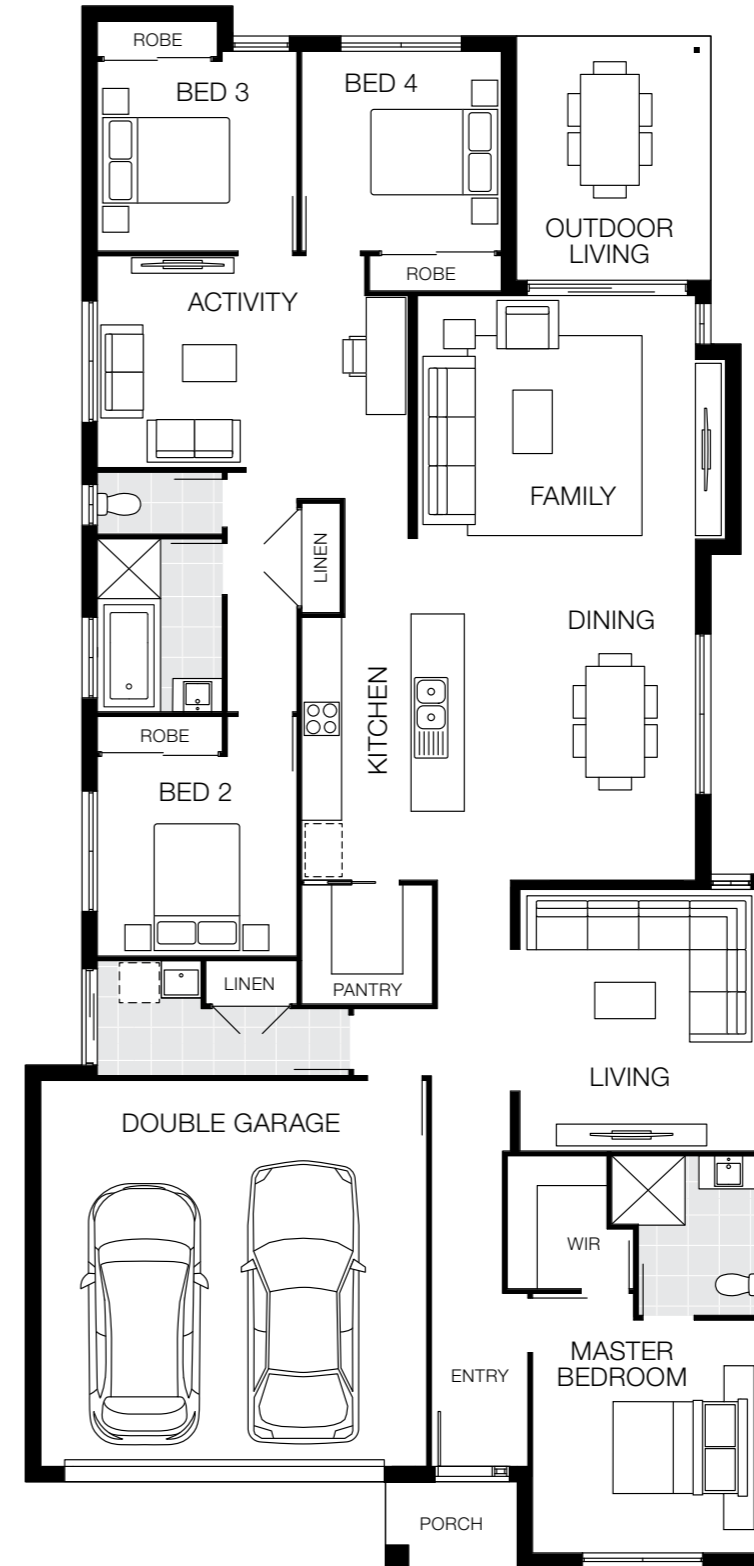
House Length	22.29m
House Width	10.90m
House Area	220.25m ² (23.71sq)

On display

Capri 25

12.5m+ Lot Width

4 Bed 3 Living 2 Bath 2 Car



Bedrooms

Master Bedroom	3500 x 3400
Bed 2	3000 x 3000
Bed 3	3000 x 3000
Bed 4	2850 x 3000

Living Areas

Family	4180 x 4785
Dining	4000 x 3370
Media	3930 x 3590
Activity	3185 x 4670
Outdoor Living	3670 x 2920

House Dimensions

House Length	23.48m
House Width	11.25m
House Area	229.32m ² (24.70sq)

Floorplan based on Designer Facade. Floorplan is indicative only, conceptual in nature and subject to change. Floorplan may depict features and/or other products which are not included in the house design, not included in the house price and/or not available from Coral Homes. All measurements are in millimetres unless otherwise stated. Floorplan measurements are approximate and are not to scale. Lot width is based on Designer facade and is to be used as a guide only and may change due to developer covenants and Local Authority guidelines. ©Coral Homes Pty Ltd. The copyright in this floorplan is owned by or licensed to Coral Homes Pty Ltd and may not be reproduced, copied or dealt with in any manner which infringes the exclusive rights of Coral Homes Pty Ltd as prescribed by the Copyright Act 1968, without the express written authorisation of Coral Homes Pty Ltd.

Floorplan based on Designer Facade. Floorplan is indicative only, conceptual in nature and subject to change. Floorplan may depict features and/or other products which are not included in the house design, not included in the house price and/or not available from Coral Homes. All measurements are in millimetres unless otherwise stated. Floorplan measurements are approximate and are not to scale. Lot width is based on Designer facade and is to be used as a guide only and may change due to developer covenants and Local Authority guidelines. ©Coral Homes Pty Ltd. The copyright in this floorplan is owned by or licensed to Coral Homes Pty Ltd and may not be reproduced, copied or dealt with in any manner which infringes the exclusive rights of Coral Homes Pty Ltd as prescribed by the Copyright Act 1968, without the express written authorisation of Coral Homes Pty Ltd.

Award winning

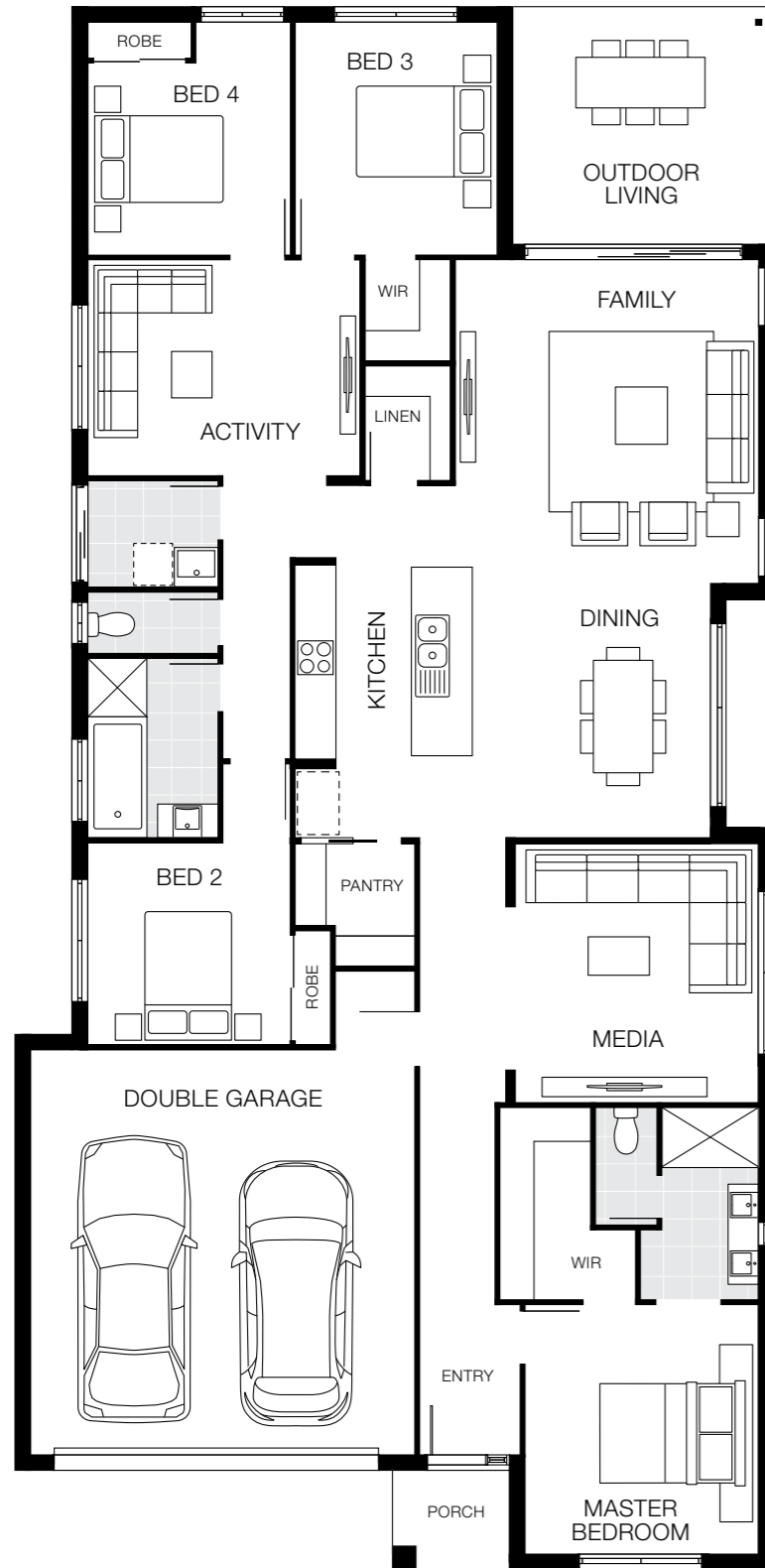
On display

Our most popular

Capri 26

12.5m+ Lot Width

4 Bed 3 Living 2 Bath 2 Car



Bedrooms

Master Bedroom	3700 x 3460
Bed 2	3000 x 3000
Bed 3	3450 x 3000
Bed 4	2850 x 3000

Living Areas

Family	4800 x 4500
Dining	3770 x 3540
Media	3850 x 3600
Activity	3200 x 4040
Outdoor Living	3520 x 3870

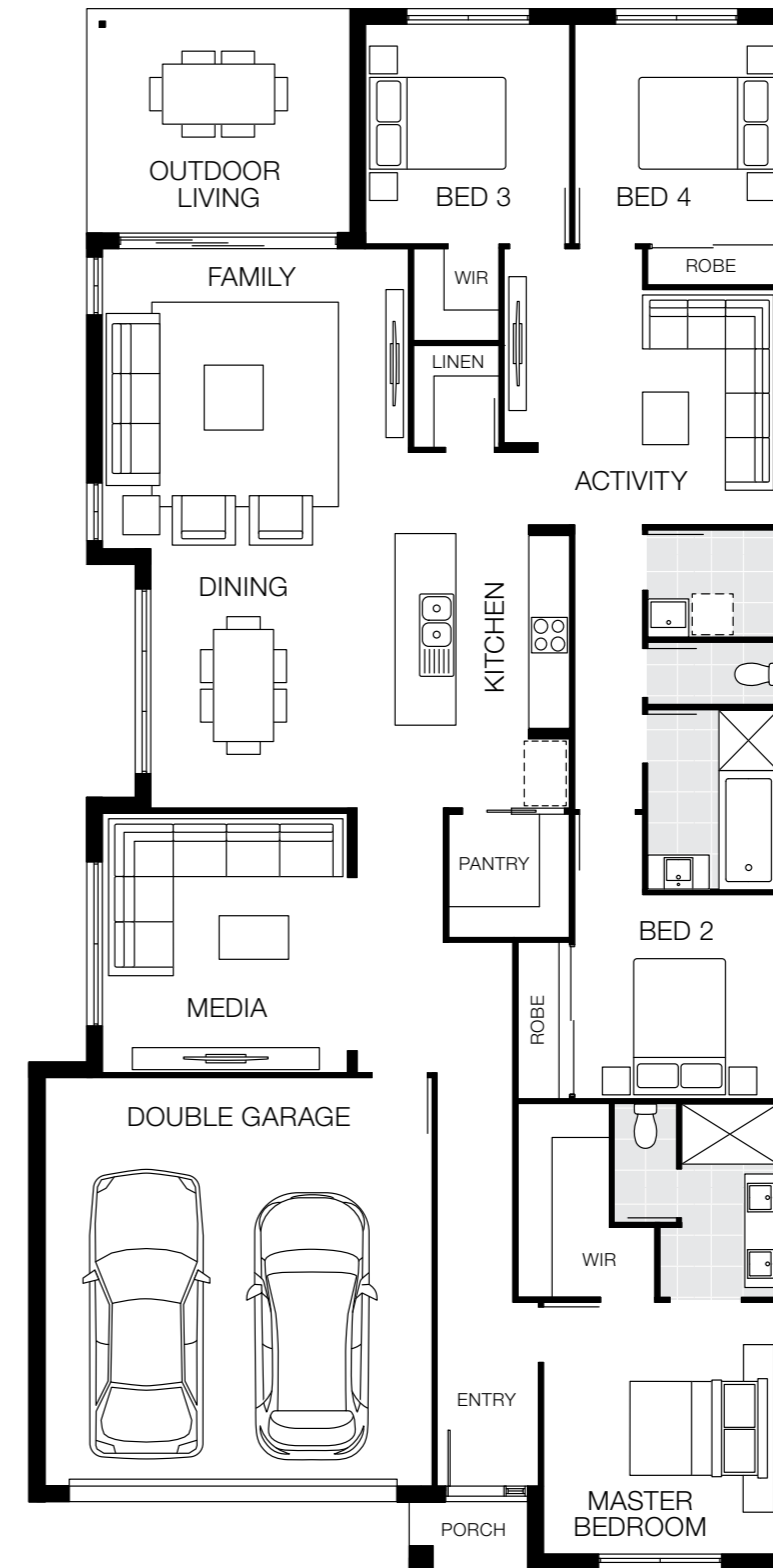
House Dimensions

House Length	23.16m
House Width	11.25m
House Area	236.94m ² (25.50sq)

Capri 26 MKII

12.5m+ Lot Width

4 Bed 3 Living 2 Bath 2 Car



Bedrooms

Master Bedroom	3700 x 3460
Bed 2	3000 x 3000
Bed 3	3230 x 3000
Bed 4	3230 x 3000

Living Areas

Family	4410 x 4500
Dining	3810 x 3590
Media	3820 x 3600
Activity	3460 x 4040
Outdoor Living	3300 x 3870

House Dimensions

House Length	22.94m
House Width	11.25m
House Area	236.90m ² (25.50sq)

Floorplan based on Designer Facade. Floorplan is indicative only, conceptual in nature and subject to change. Floorplan may depict features and/or other products which are not included in the house design, not included in the house price and/or not available from Coral Homes. All measurements are in millimetres unless otherwise stated. Floorplan measurements are approximate and are not to scale. Lot width is based on Designer facade and is to be used as a guide only and may change due to developer covenants and Local Authority guidelines. ©Coral Homes Pty Ltd. The copyright in this floorplan is owned by or licensed to Coral Homes Pty Ltd and may not be reproduced, copied or dealt with in any manner which infringes the exclusive rights of Coral Homes Pty Ltd as prescribed by the Copyright Act 1968, without the express written authorisation of Coral Homes Pty Ltd.

Floorplan based on Designer Facade. Floorplan is indicative only, conceptual in nature and subject to change. Floorplan may depict features and/or other products which are not included in the house design, not included in the house price and/or not available from Coral Homes. All measurements are in millimetres unless otherwise stated. Floorplan measurements are approximate and are not to scale. Lot width is based on Designer facade and is to be used as a guide only and may change due to developer covenants and Local Authority guidelines. ©Coral Homes Pty Ltd. The copyright in this floorplan is owned by or licensed to Coral Homes Pty Ltd and may not be reproduced, copied or dealt with in any manner which infringes the exclusive rights of Coral Homes Pty Ltd as prescribed by the Copyright Act 1968, without the express written authorisation of Coral Homes Pty Ltd.

Capri Facade Options

12.5m+ Lot Width



Facades based on Capri 26. Facades depict items such as homewares, furniture, landscaping and fencing that are not supplied by Coral Homes. Facades are indicative only, conceptual in nature and subject to change. Facades depict non-standard fixtures, features and finishes. Additional costs for timber decking, driveway, lighting, more than one colour and deep base paints, tiles, non-standard brick and off white mortar apply.

Facades based on Capri 26. Facades depict items such as homewares, furniture, landscaping and fencing that are not supplied by Coral Homes. Facades are indicative only, conceptual in nature and subject to change. Facades depict non-standard fixtures, features and finishes. Additional costs for timber decking, driveway, lighting, more than one colour and deep base paints, tiles, non-standard brick and off white mortar apply.

Daydream Series

Designed to fit on an 18m+ lot width, the Daydream Series grand homes will leave customers dreaming of a resort-style home with all the space and comfort imaginable to live a truly relaxing life. Choose from three available floorplans and multiple facade options within the Daydream series.

On display



Scan to view series



Daydream 28

18m+ Lot Width

4 Bed 3 Living 2 Bath 2 Car

Bedrooms

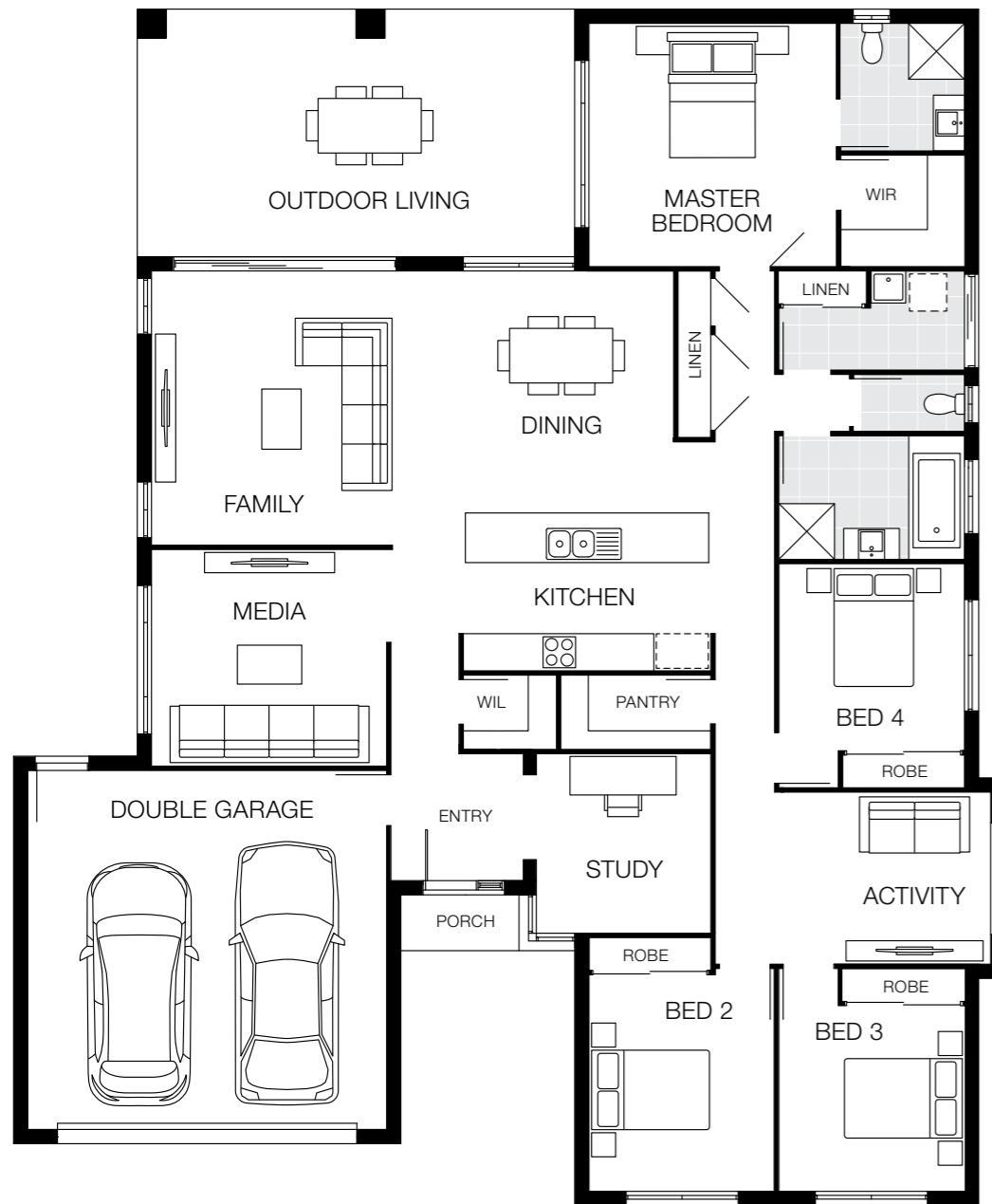
Master Bedroom	3930 x 4000
Bed 2	3500 x 3000
Bed 3	3000 x 3000
Bed 4	3020 x 3000

Living Areas

Family	4430 x 4970
Dining	3860 x 3470
Media	3500 x 3800
Activity	2780 x 4630
Study	2900 x 2820
Outdoor Living	4000 x 7070

House Dimensions

House Length	19.33m
House Width	16.05m
House Area	260.89m ² (28.10sq)



On display

Daydream 30

18m+ Lot Width

4 Bed 3 Living 2 Bath 2 Car

Bedrooms

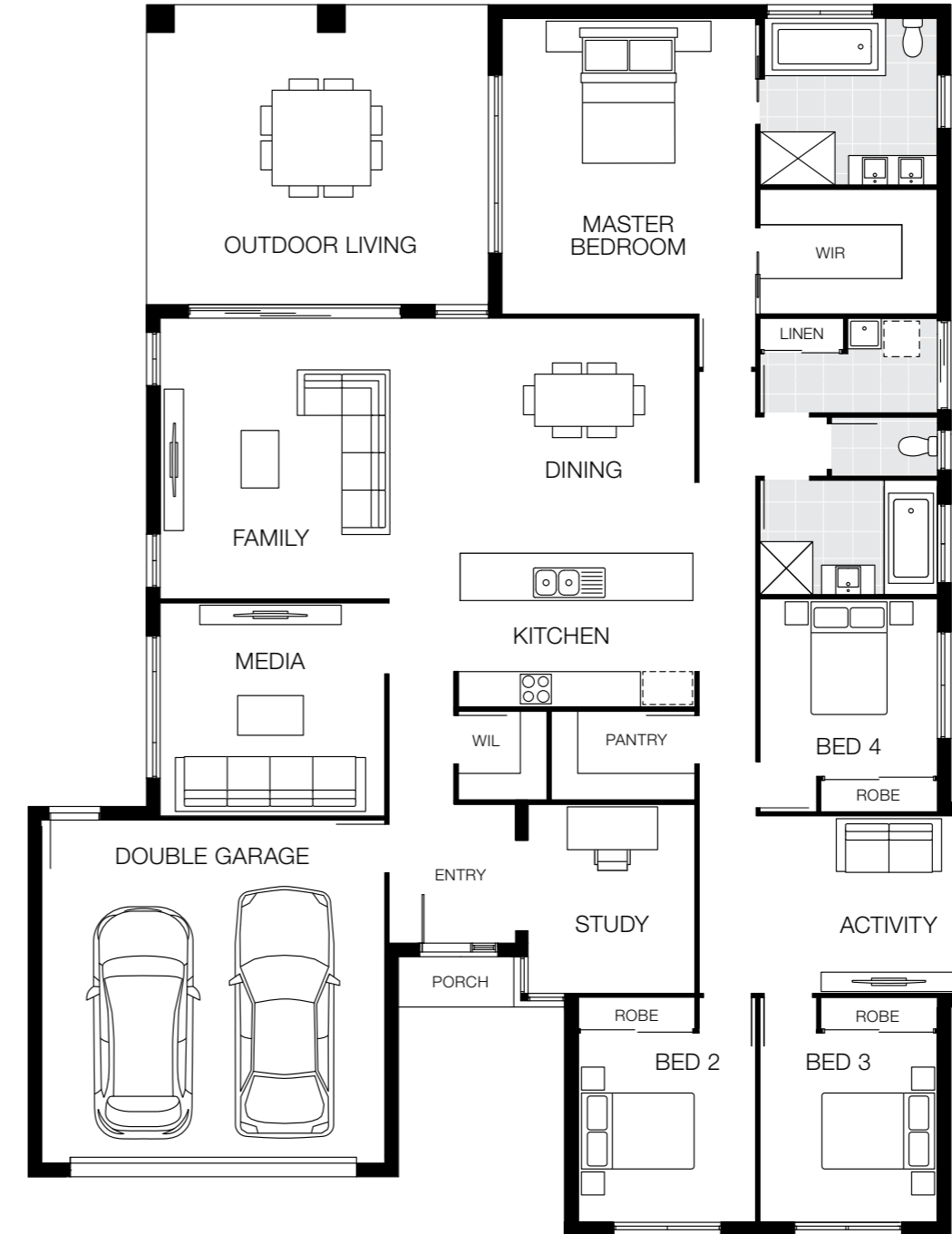
Master Bedroom	5000 x 4290
Bed 2	3200 x 3000
Bed 3	3200 x 3000
Bed 4	3000 x 3000

Living Areas

Family	4745 x 5040
Dining	4145 x 4000
Media	3500 x 3800
Activity	3000 x 4630
Study	3200 x 2820
Outdoor Living	5070 x 5780

House Dimensions

House Length	20.82m
House Width	16.05m
House Area	282.03m ² (30.40sq)



Floorplan based on Designer Facade. Floorplan is indicative only, conceptual in nature and subject to change. Floorplan may depict features and/or other products which are not included in the house design, not included in the house price and/or not available from Coral Homes. All measurements are in millimetres unless otherwise stated. Floorplan measurements are approximate and are not to scale. Lot width is based on Designer facade and is to be used as a guide only and may change due to developer covenants and Local Authority guidelines. ©Coral Homes Pty Ltd. The copyright in this floorplan is owned by or licensed to Coral Homes Pty Ltd and may not be reproduced, copied or dealt with in any manner which infringes the exclusive rights of Coral Homes Pty Ltd as prescribed by the Copyright Act 1968, without the express written authorisation of Coral Homes Pty Ltd.

Floorplan based on Designer Facade. Floorplan is indicative only, conceptual in nature and subject to change. Floorplan may depict features and/or other products which are not included in the house design, not included in the house price and/or not available from Coral Homes. All measurements are in millimetres unless otherwise stated. Floorplan measurements are approximate and are not to scale. Lot width is based on Designer facade and is to be used as a guide only and may change due to developer covenants and Local Authority guidelines. ©Coral Homes Pty Ltd. The copyright in this floorplan is owned by or licensed to Coral Homes Pty Ltd and may not be reproduced, copied or dealt with in any manner which infringes the exclusive rights of Coral Homes Pty Ltd as prescribed by the Copyright Act 1968, without the express written authorisation of Coral Homes Pty Ltd.







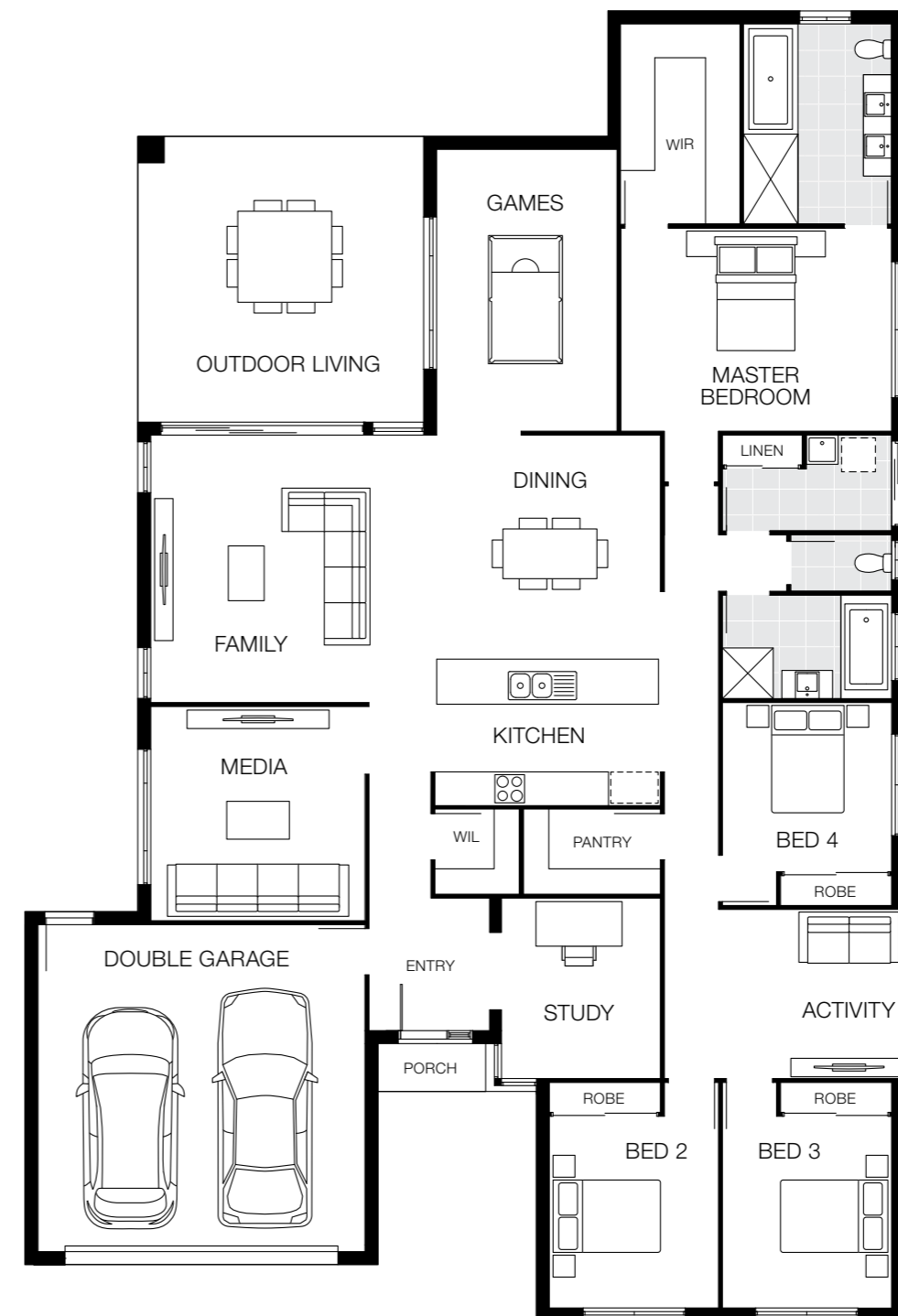
Single Storey - Traditional Lot

Our most popular

Daydream 32

18m+ Lot Width

 4 Bed
  4 Living
  2 Bath
  2 Car



Bedrooms

Master Bedroom	3600 x 4800
Bed 2	3400 x 3000
Bed 3	3400 x 3000
Bed 4	3000 x 3000

Living Areas

Family	4745 x 5040
Dining	3925 x 4000
Media	3800 x 3800
Activity	3000 x 4630
Games	5000 x 3200
Study	3200 x 2820
Outdoor Living	5070 x 5070

House Dimensions

House Length	23.24m
House Width	16.05m
House Area	295.89m ² (31.80sq)

Daydream Facade Options

18m+ Lot Width

Designer Facade



Hamptons Facade



East Hamptons Facade



Hastings Facade



Elliot Portico Facade



Facades based on Daydream 32. Facades depict items such as homewares, furniture, landscaping and fencing that are not supplied by Coral Homes. Facades are indicative only, conceptual in nature and subject to change. Facades depict non-standard fixtures, features and finishes. Additional costs for timber decking, driveway, lighting, more than one colour and deep base paints, tiles, non-standard brick and off white mortar apply.

Facades based on Daydream 32. Facades depict items such as homewares, furniture, landscaping and fencing that are not supplied by Coral Homes. Facades are indicative only, conceptual in nature and subject to change. Facades depict non-standard fixtures, features and finishes. Additional costs for timber decking, driveway, lighting, more than one colour and deep base paints, tiles, non-standard brick and off white mortar apply.

Grange Series

The Grange Series ticks all the boxes for a family home. The series is designed to suit 12m+ lot widths and offers 12 flexible floorplans. There is also a huge number of facades to choose from to complement each layout.

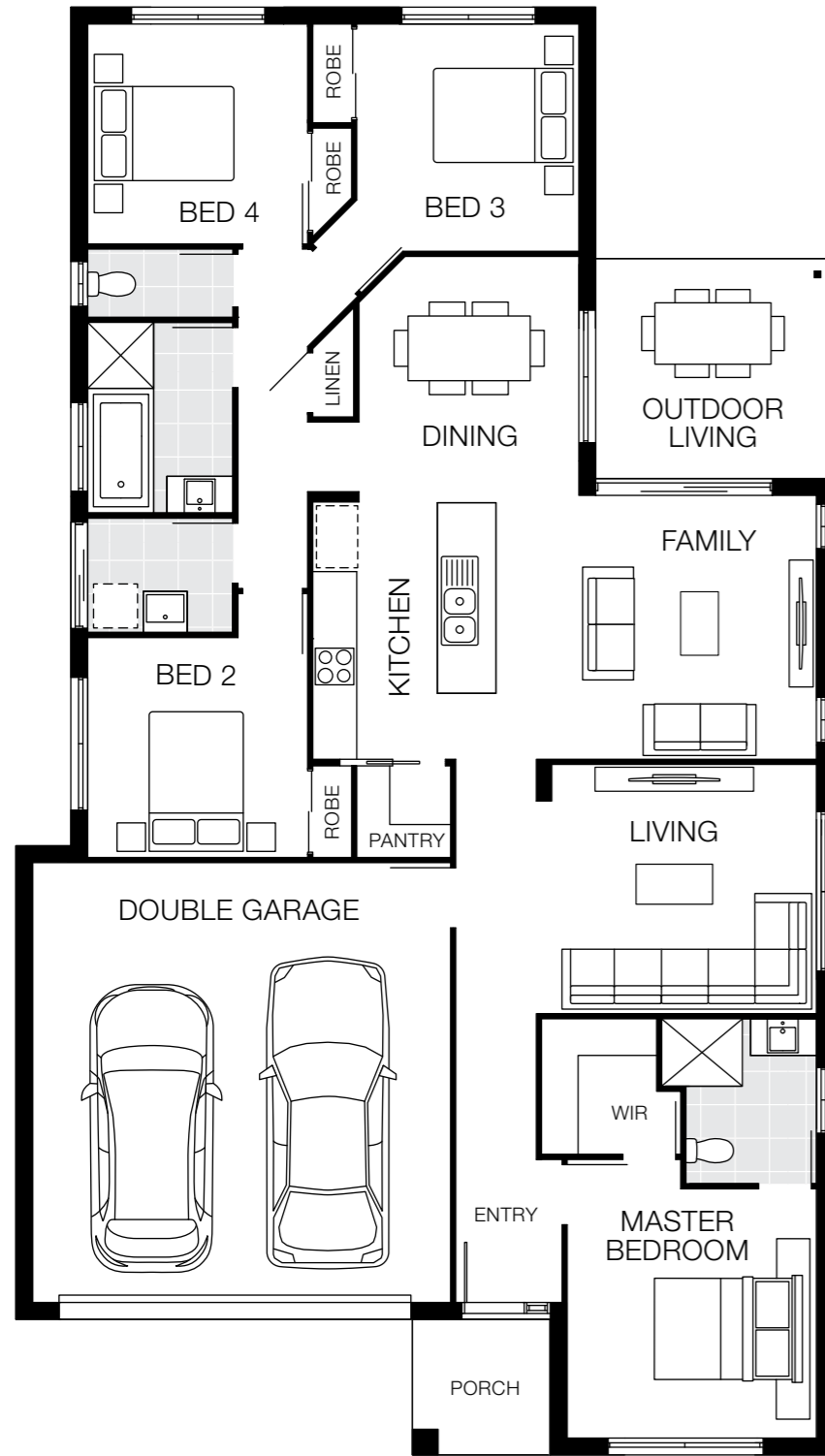
Award winning
On display



Grange 20

12.5m+ Lot Width

4 Bed 2 Living 2 Bath 2 Car



Bedrooms

Master Bedroom	3400 x 3400
Bed 2	3000 x 3000
Bed 3	3100 x 3030
Bed 4	3000 x 3000

Living Areas

Family	3600 x 4370
Dining	3360 x 3000
Living	3400 x 3820
Outdoor Living	3000 x 3240

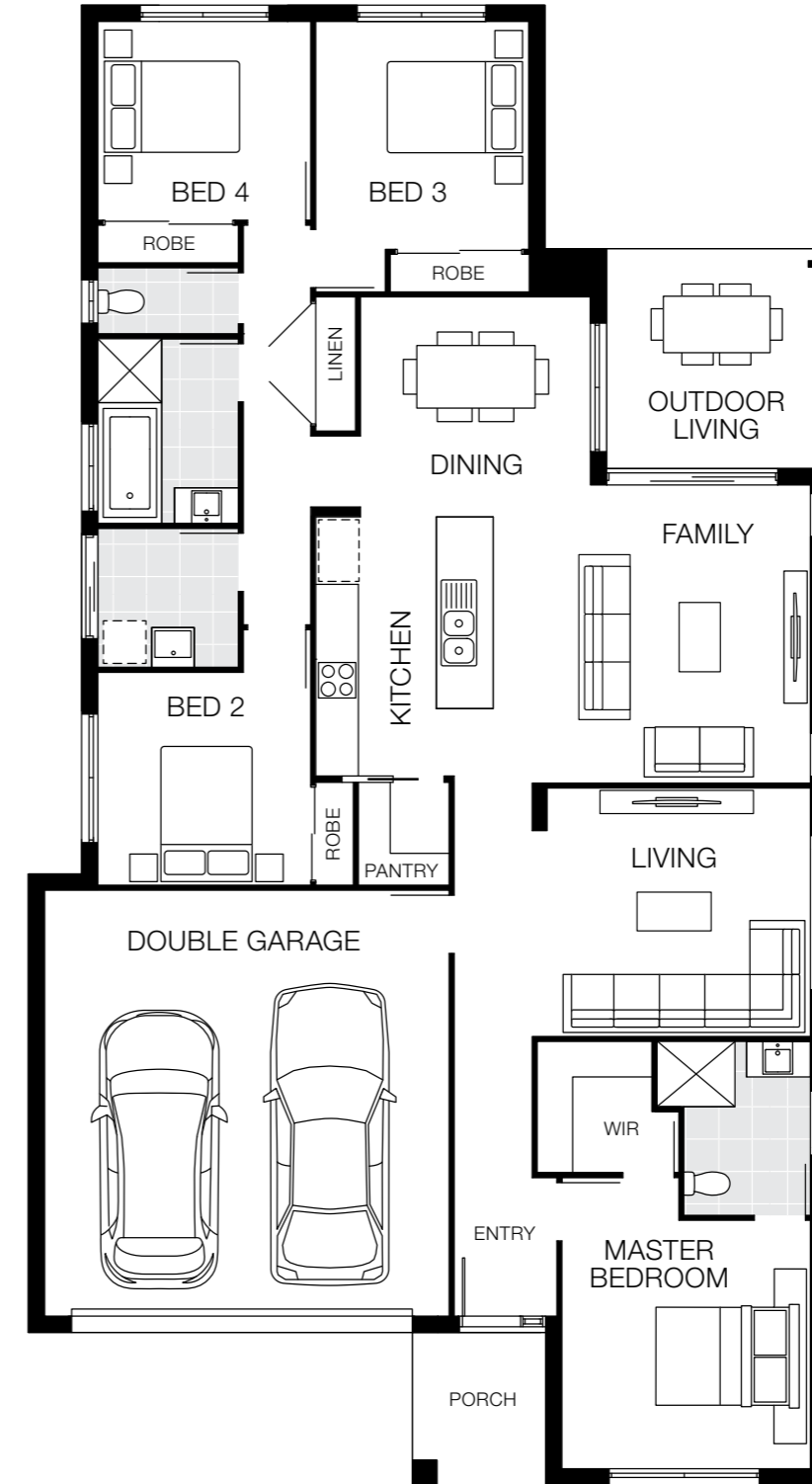
House Dimensions

House Length	19.75m
House Width	11.15m
House Area	190.51m ² (20.50sq)

Grange 21

12.5m+ Lot Width

4 Bed 2 Living 2 Bath 2 Car



Bedrooms

Master Bedroom	3500 x 3500
Bed 2	3000 x 3000
Bed 3	3210 x 3000
Bed 4	2800 x 3000

Living Areas

Family	4200 x 4370
Dining	3100 x 3240
Living	3500 x 3920
Outdoor Living	3100 x 3100

House Dimensions

House Length	20.85m
House Width	11.25m
House Area	200.13m ² (21.50sq)

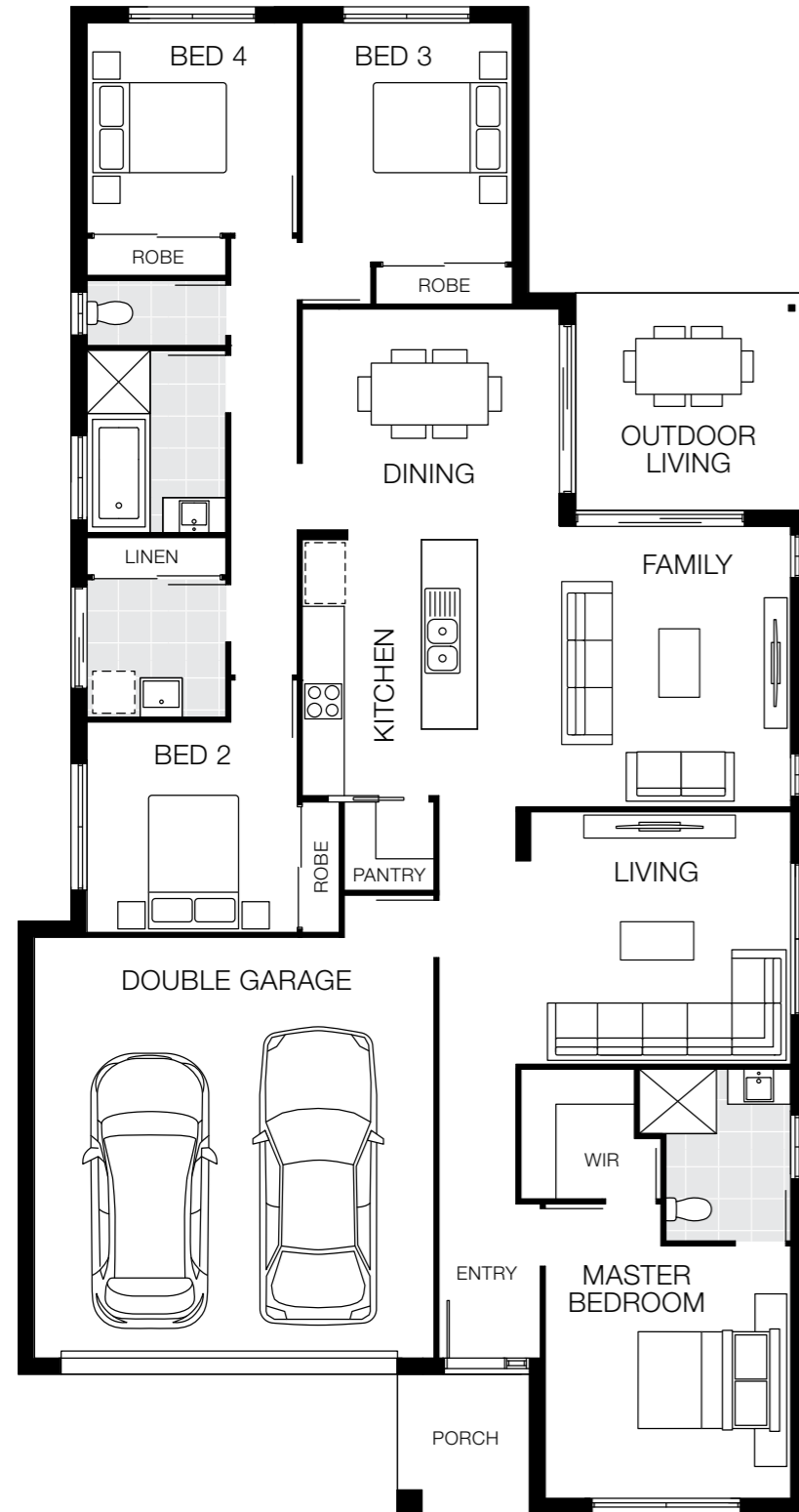
Floorplan based on Designer Facade. Floorplan is indicative only, conceptual in nature and subject to change. Floorplan may depict features and/or other products which are not included in the house design, not included in the house price and/or not available from Coral Homes. All measurements are in millimetres unless otherwise stated. Floorplan measurements are approximate and are not to scale. Lot width is based on Designer facade and is to be used as a guide only and may change due to developer covenants and Local Authority guidelines. ©Coral Homes Pty Ltd. The copyright in this floorplan is owned by or licensed to Coral Homes Pty Ltd and may not be reproduced, copied or dealt with in any manner which infringes the exclusive rights of Coral Homes Pty Ltd as prescribed by the Copyright Act 1968, without the express written authorisation of Coral Homes Pty Ltd.

Floorplan based on Designer Facade. Floorplan is indicative only, conceptual in nature and subject to change. Floorplan may depict features and/or other products which are not included in the house design, not included in the house price and/or not available from Coral Homes. All measurements are in millimetres unless otherwise stated. Floorplan measurements are approximate and are not to scale. Lot width is based on Designer facade and is to be used as a guide only and may change due to developer covenants and Local Authority guidelines. ©Coral Homes Pty Ltd. The copyright in this floorplan is owned by or licensed to Coral Homes Pty Ltd and may not be reproduced, copied or dealt with in any manner which infringes the exclusive rights of Coral Homes Pty Ltd as prescribed by the Copyright Act 1968, without the express written authorisation of Coral Homes Pty Ltd.

Grange 22

12.5m+ Lot Width

4 Bed 2 Living 2 Bath 2 Car



Bedrooms

Master Bedroom	3600 x 3500
Bed 2	3000 x 3000
Bed 3	3410 x 3000
Bed 4	3000 x 3000

Living Areas

Family	4000 x 4470
Dining	3290 x 3670
Living	3600 x 3920
Outdoor Living	3100 x 3300

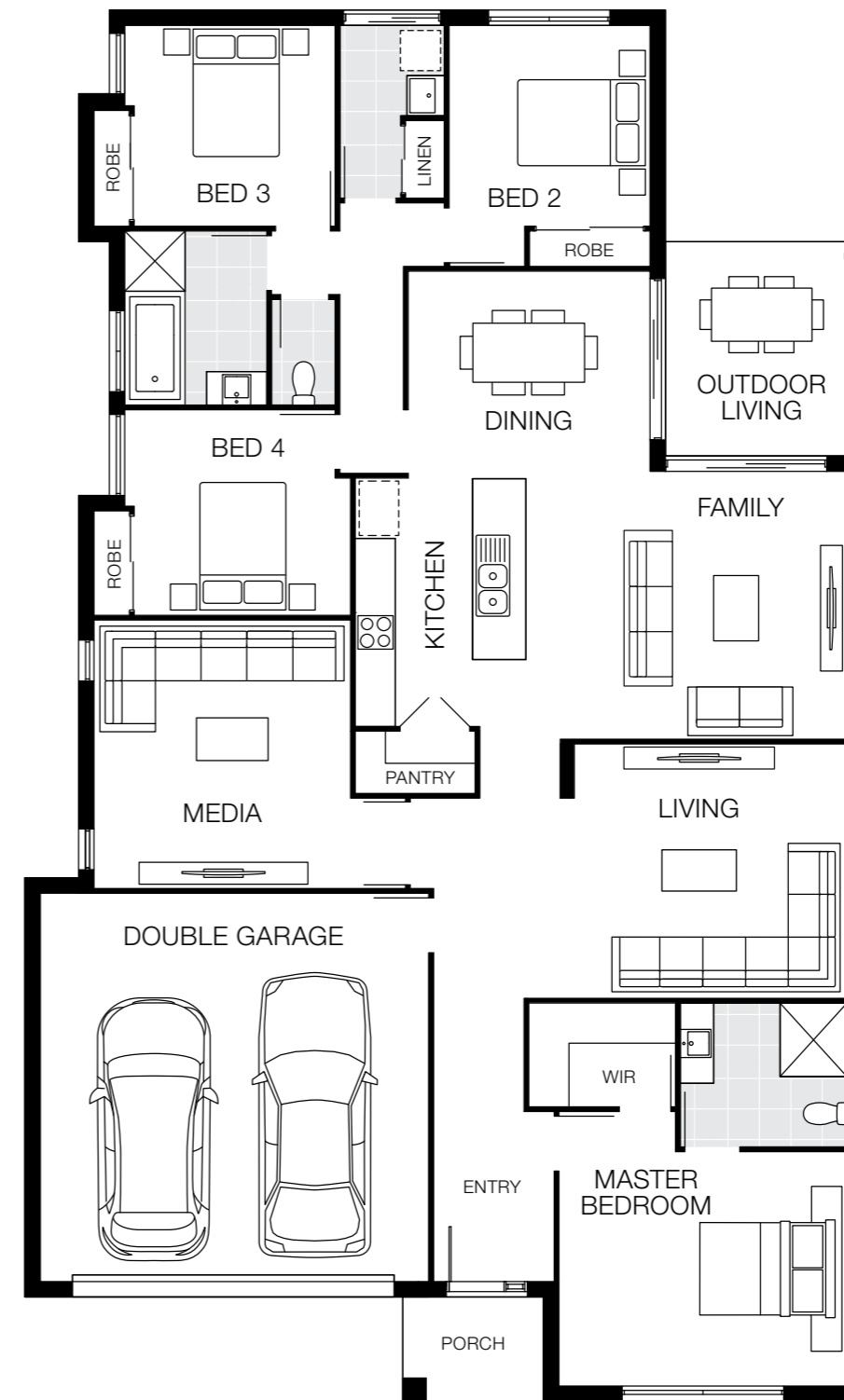
House Dimensions

House Length	21.50m
House Width	11.25m
House Area	205.08m ² (22.10sq)

Grange 24

14m+ Lot Width

4 Bed 3 Living 2 Bath 2 Car



Bedrooms

Master Bedroom	3500 x 4300
Bed 2	3000 x 3000
Bed 3	3000 x 3000
Bed 4	3070 x 3230

Living Areas

Family	4000 x 4690
Dining	3100 x 3610
Living	3800 x 4280
Media	4010 x 3830
Outdoor Living	3200 x 2940

House Dimensions

House Length	20.78m
House Width	12.50m
House Area	227.39m ² (24.50sq)

Floorplan based on Designer Facade. Floorplan is indicative only, conceptual in nature and subject to change. Floorplan may depict features and/or other products which are not included in the house design, not included in the house price and/or not available from Coral Homes. All measurements are in millimetres unless otherwise stated. Floorplan measurements are approximate and are not to scale. Lot width is based on Designer facade and is to be used as a guide only and may change due to developer covenants and Local Authority guidelines. ©Coral Homes Pty Ltd. The copyright in this floorplan is owned by or licensed to Coral Homes Pty Ltd and may not be reproduced, copied or dealt with in any manner which infringes the exclusive rights of Coral Homes Pty Ltd as prescribed by the Copyright Act 1968, without the express written authorisation of Coral Homes Pty Ltd.

Floorplan based on Designer Facade. Floorplan is indicative only, conceptual in nature and subject to change. Floorplan may depict features and/or other products which are not included in the house design, not included in the house price and/or not available from Coral Homes. All measurements are in millimetres unless otherwise stated. Floorplan measurements are approximate and are not to scale. Lot width is based on Designer facade and is to be used as a guide only and may change due to developer covenants and Local Authority guidelines. ©Coral Homes Pty Ltd. The copyright in this floorplan is owned by or licensed to Coral Homes Pty Ltd and may not be reproduced, copied or dealt with in any manner which infringes the exclusive rights of Coral Homes Pty Ltd as prescribed by the Copyright Act 1968, without the express written authorisation of Coral Homes Pty Ltd.

Grange 24 MKII

Our most popular

12m+ Lot Width

4 Bed 3 Living 2 Bath 2 Car



Bedrooms

Master Bedroom	4470 x 3390
Bed 2	3000 x 3000
Bed 3	3000 x 3000
Bed 4	3000 x 3000

Living Areas

Family	4900 x 3910
Dining	3640 x 3080
Living	3650 x 3020
Media	3500 x 3520
Outdoor Living	5920 x 2870

House Dimensions

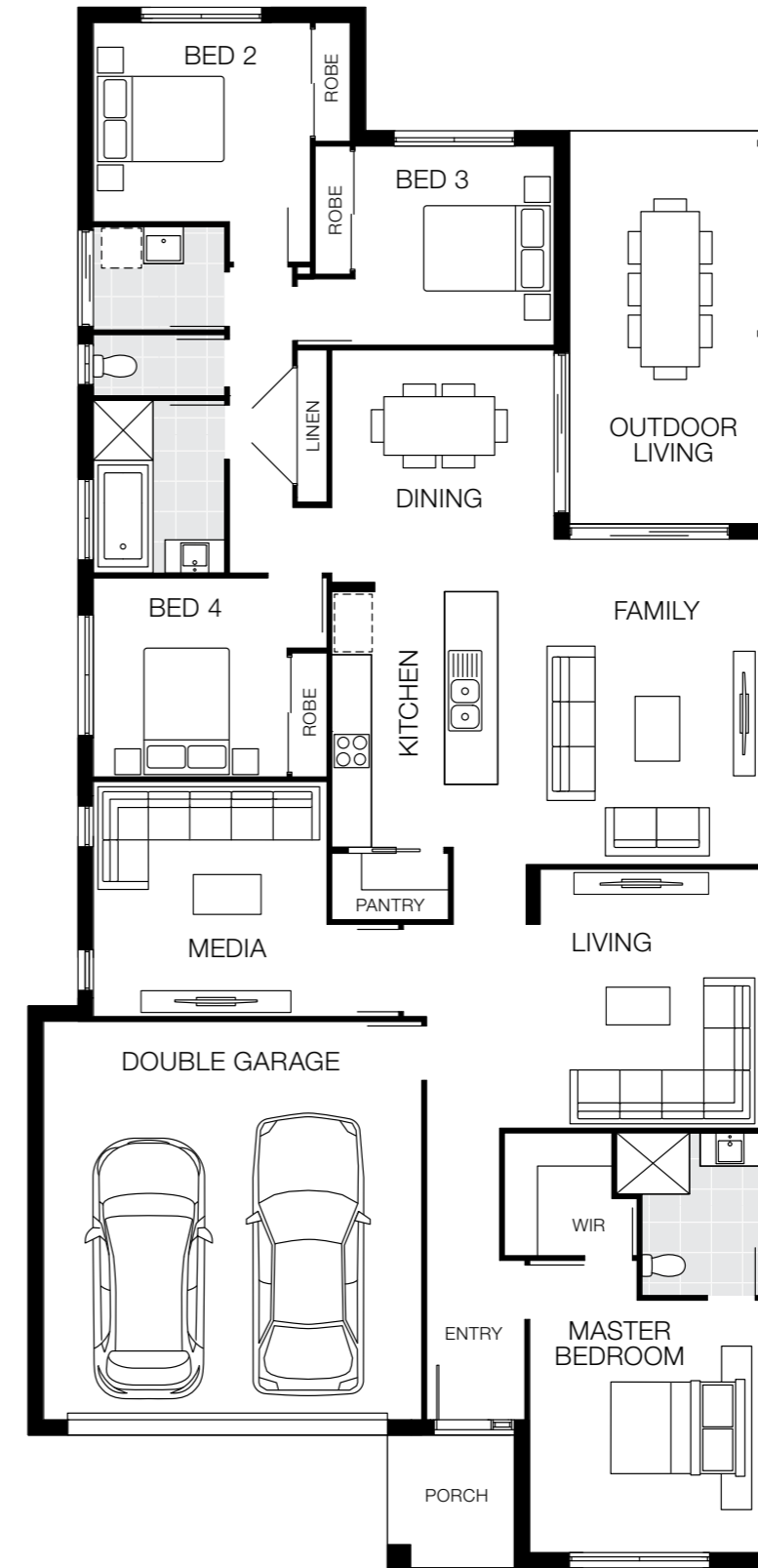
House Length	23.14m
House Width	10.90m
House Area	223.86m ² (24.10sq)

Award winning On display

Grange 25

12.5m+ Lot Width

4 Bed 3 Living 2 Bath 2 Car



Bedrooms

Master Bedroom	3800 x 3470
Bed 2	3000 x 3270
Bed 3	3000 x 3000
Bed 4	3000 x 2920

Living Areas

Family	4900 x 3850
Dining	3640 x 3350
Living	3900 x 3520
Media	3540 x 3520
Outdoor Living	5920 x 3100

House Dimensions

House Length	23.50m
House Width	11.25m
House Area	230.80m ² (24.80sq)

Floorplan based on Designer Facade. Floorplan is indicative only, conceptual in nature and subject to change. Floorplan may depict features and/or other products which are not included in the house design, not included in the house price and/or not available from Coral Homes. All measurements are in millimetres unless otherwise stated. Floorplan measurements are approximate and are not to scale. Lot width is based on Designer facade and is to be used as a guide only and may change due to developer covenants and Local Authority guidelines. ©Coral Homes Pty Ltd. The copyright in this floorplan is owned by or licensed to Coral Homes Pty Ltd and may not be reproduced, copied or dealt with in any manner which infringes the exclusive rights of Coral Homes Pty Ltd as prescribed by the Copyright Act 1968, without the express written authorisation of Coral Homes Pty Ltd.

Floorplan based on Designer Facade. Floorplan is indicative only, conceptual in nature and subject to change. Floorplan may depict features and/or other products which are not included in the house design, not included in the house price and/or not available from Coral Homes. All measurements are in millimetres unless otherwise stated. Floorplan measurements are approximate and are not to scale. Lot width is based on Designer facade and is to be used as a guide only and may change due to developer covenants and Local Authority guidelines. ©Coral Homes Pty Ltd. The copyright in this floorplan is owned by or licensed to Coral Homes Pty Ltd and may not be reproduced, copied or dealt with in any manner which infringes the exclusive rights of Coral Homes Pty Ltd as prescribed by the Copyright Act 1968, without the express written authorisation of Coral Homes Pty Ltd.

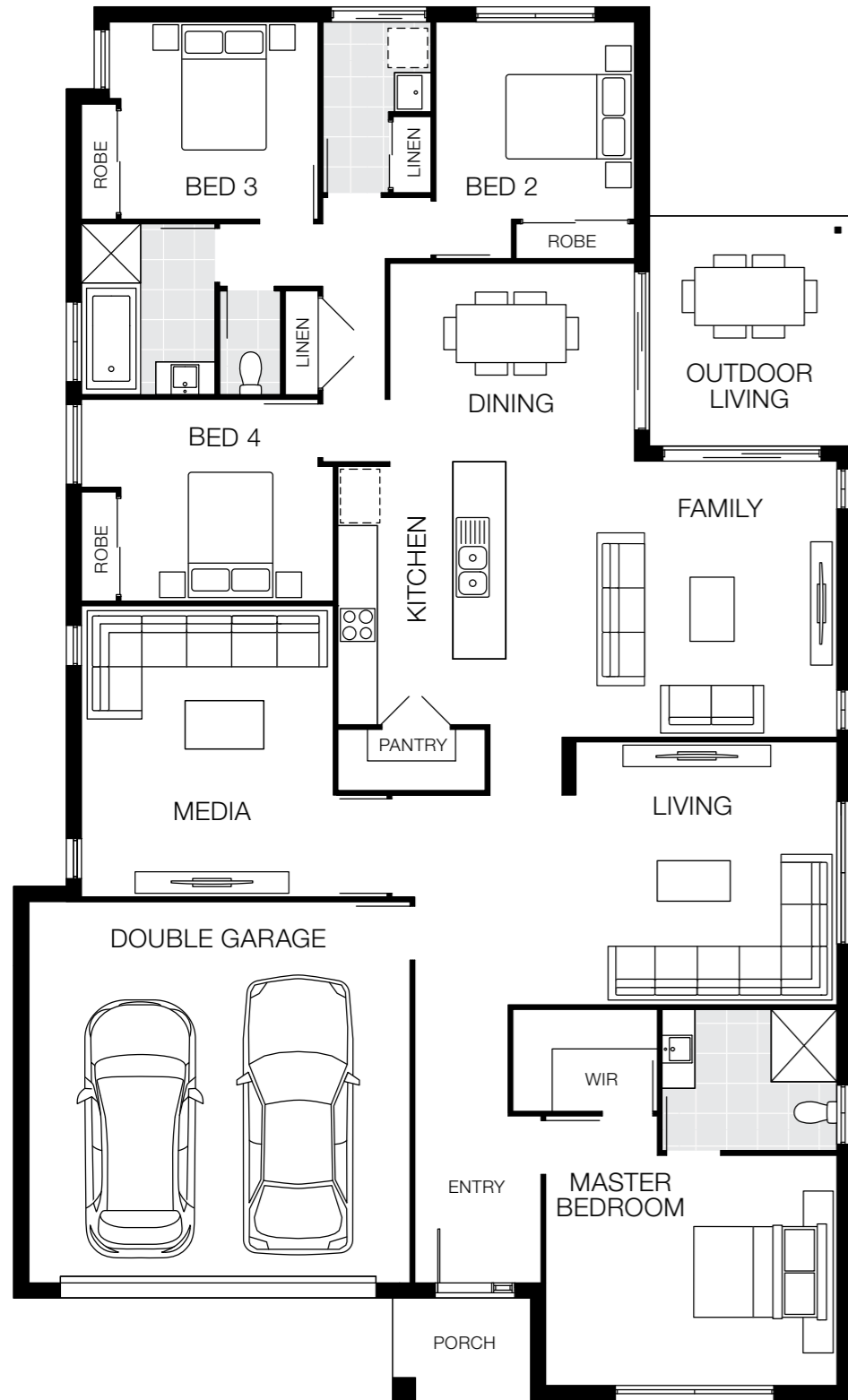
Award winning

On display

Grange 26

14m+ Lot Width

4 Bed 3 Living 2 Bath 2 Car



Bedrooms

Master Bedroom	3500 x 4430
Bed 2	3000 x 3020
Bed 3	3000 x 3000
Bed 4	3070 x 3230

Living Areas

Family	4200 x 4940
Dining	3090 x 3720
Living	4000 x 4180
Media	4430 x 3830
Outdoor Living	3500 x 3080

House Dimensions

House Length	21.20m
House Width	12.75m
House Area	240.02m ² (25.80sq)

Design Options Available

Living to Front

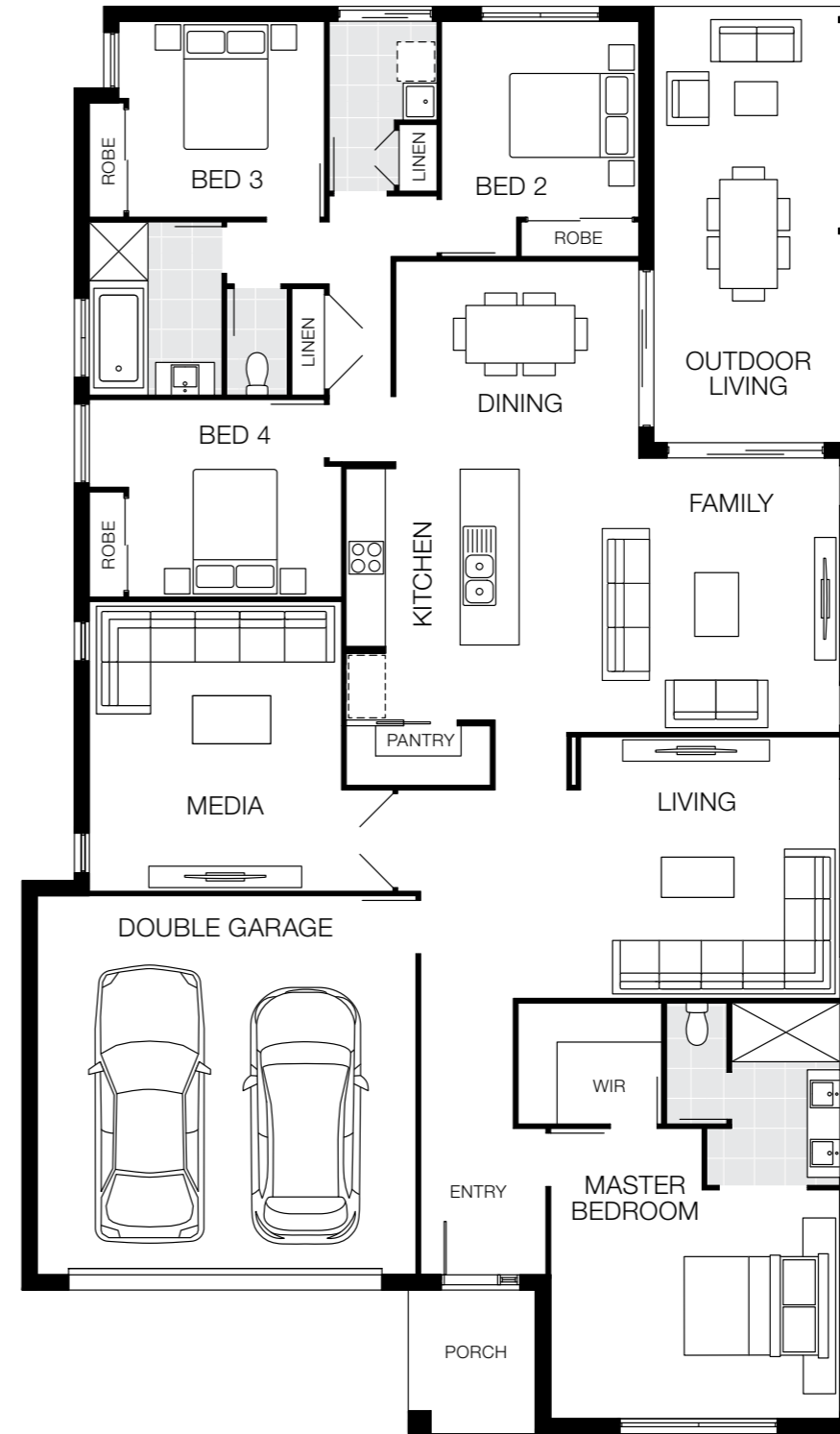
Additional costs may apply for design options.

On display

Grange 27

14m+ Lot Width

4 Bed 3 Living 2 Bath 2 Car



Bedrooms

Master Bedroom	3500 x 4430
Bed 2	3000 x 3020
Bed 3	3000 x 3000
Bed 4	3020 x 3260

Living Areas

Family	4200 x 4910
Dining	3195 x 3720
Living	4000 x 3970
Media	4430 x 3860
Outdoor Living	6680 x 3080

House Dimensions

House Length	21.84m
House Width	12.75m
House Area	254.19m ² (27.36sq)

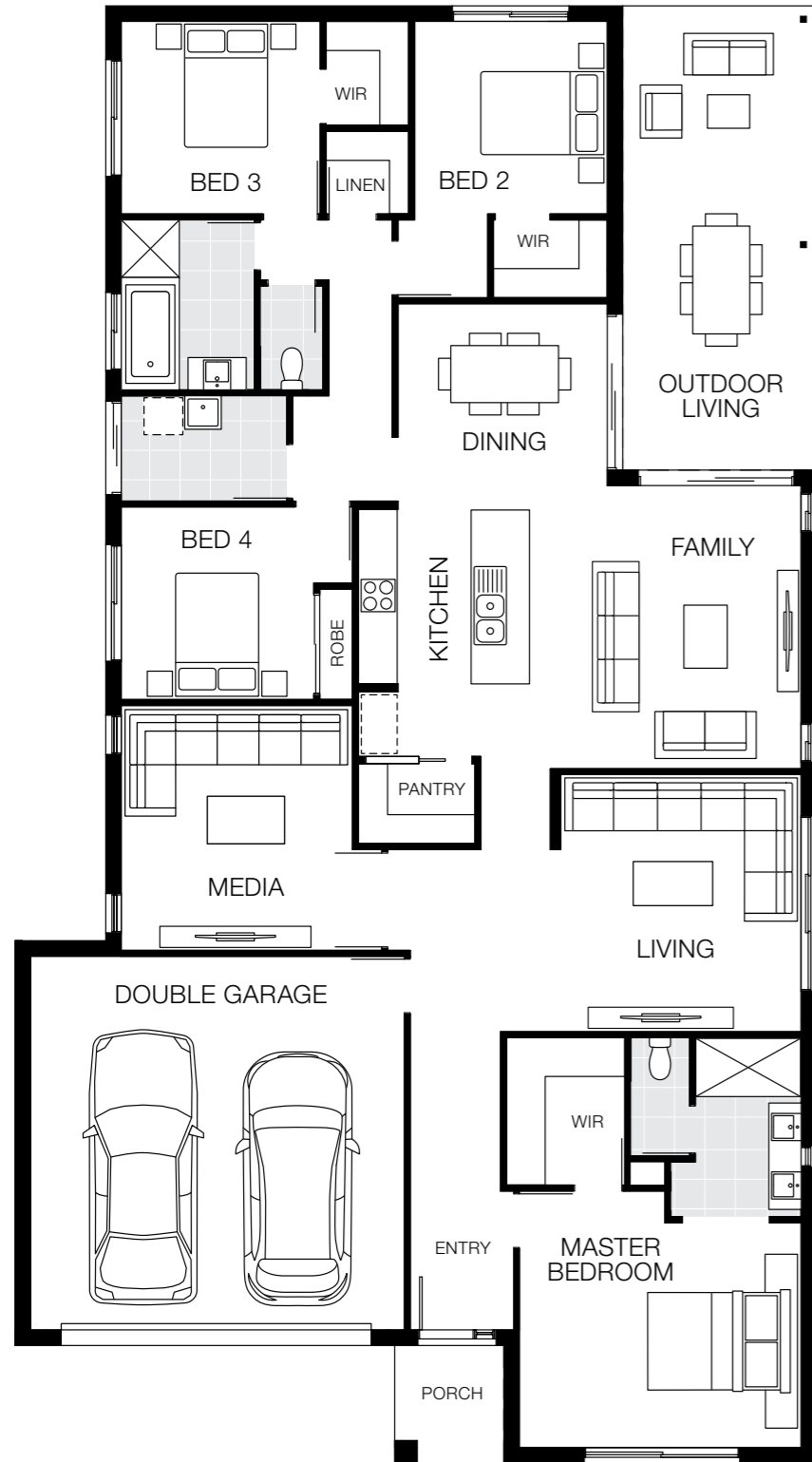
Floorplan based on Designer Facade. Floorplan is indicative only, conceptual in nature and subject to change. Floorplan may depict features and/or other products which are not included in the house design, not included in the house price and/or not available from Coral Homes. All measurements are in millimetres unless otherwise stated. Floorplan measurements are approximate and are not to scale. Lot width is based on Designer facade and is to be used as a guide only and may change due to developer covenants and Local Authority guidelines. ©Coral Homes Pty Ltd. The copyright in this floorplan is owned by or licensed to Coral Homes Pty Ltd and may not be reproduced, copied or dealt with in any manner which infringes the exclusive rights of Coral Homes Pty Ltd as prescribed by the Copyright Act 1968, without the express written authorisation of Coral Homes Pty Ltd.

Floorplan based on Designer Facade. Floorplan is indicative only, conceptual in nature and subject to change. Floorplan may depict features and/or other products which are not included in the house design, not included in the house price and/or not available from Coral Homes. All measurements are in millimetres unless otherwise stated. Floorplan measurements are approximate and are not to scale. Lot width is based on Designer facade and is to be used as a guide only and may change due to developer covenants and Local Authority guidelines. ©Coral Homes Pty Ltd. The copyright in this floorplan is owned by or licensed to Coral Homes Pty Ltd and may not be reproduced, copied or dealt with in any manner which infringes the exclusive rights of Coral Homes Pty Ltd as prescribed by the Copyright Act 1968, without the express written authorisation of Coral Homes Pty Ltd.

Grange 27 MKII

14m+ Lot Width

4 Bed 3 Living 2 Bath 2 Car



Bedrooms

Master Bedroom	3500 x 4380
Bed 2	3000 x 3000
Bed 3	3000 x 3100
Bed 4	3000 x 3000

Living Areas

Family	4400 x 4210
Dining	3200 x 3260
Living	4000 x 3740
Media	3810 x 3600
Outdoor Living	7180 x 3000

House Dimensions

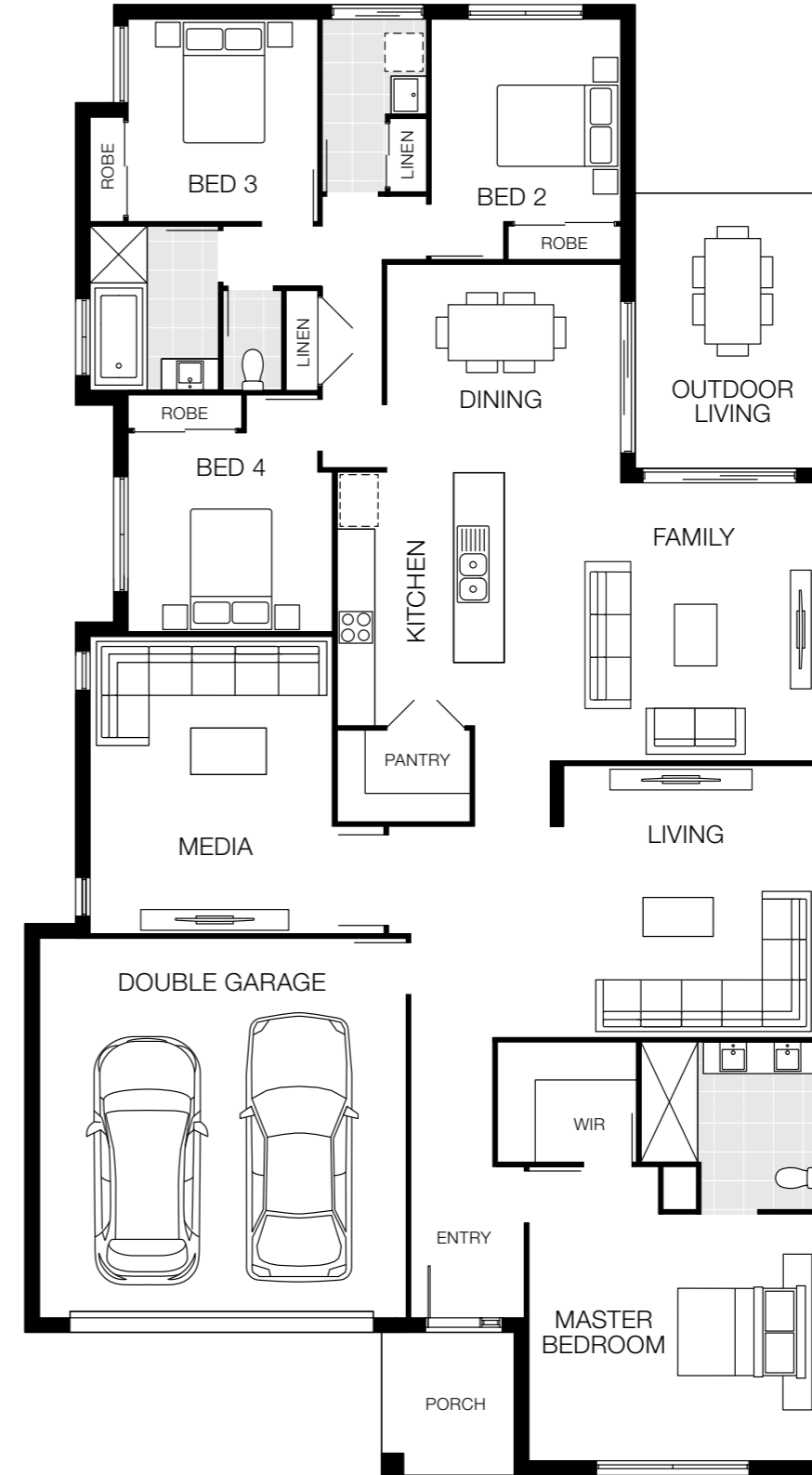
House Length	22.54m
House Width	12.40m
House Area	248.57m ² (26.76sq)

On display

Grange 28

14m+ Lot Width

4 Bed 3 Living 2 Bath 2 Car



Bedrooms

Master Bedroom	3900 x 4550
Bed 2	3200 x 3000
Bed 3	3200 x 3000
Bed 4	3150 x 3380

Living Areas

Family	4400 x 4840
Dining	3300 x 3700
Living	4300 x 4210
Media	4700 x 3830
Outdoor Living	4350 x 3100

House Dimensions

House Length	23.25m
House Width	12.75m
House Area	260.59m ² (28.00sq)

Floorplan based on Designer Facade. Floorplan is indicative only, conceptual in nature and subject to change. Floorplan may depict features and/or other products which are not included in the house design, not included in the house price and/or not available from Coral Homes. All measurements are in millimetres unless otherwise stated. Floorplan measurements are approximate and are not to scale. Lot width is based on Designer facade and is to be used as a guide only and may change due to developer covenants and Local Authority guidelines. ©Coral Homes Pty Ltd. The copyright in this floorplan is owned by or licensed to Coral Homes Pty Ltd and may not be reproduced, copied or dealt with in any manner which infringes the exclusive rights of Coral Homes Pty Ltd as prescribed by the Copyright Act 1968, without the express written authorisation of Coral Homes Pty Ltd.

Floorplan based on Designer Facade. Floorplan is indicative only, conceptual in nature and subject to change. Floorplan may depict features and/or other products which are not included in the house design, not included in the house price and/or not available from Coral Homes. All measurements are in millimetres unless otherwise stated. Floorplan measurements are approximate and are not to scale. Lot width is based on Designer facade and is to be used as a guide only and may change due to developer covenants and Local Authority guidelines. ©Coral Homes Pty Ltd. The copyright in this floorplan is owned by or licensed to Coral Homes Pty Ltd and may not be reproduced, copied or dealt with in any manner which infringes the exclusive rights of Coral Homes Pty Ltd as prescribed by the Copyright Act 1968, without the express written authorisation of Coral Homes Pty Ltd.

Grange Facade Options

12.5m+ Lot Width



Facades based on Grange 25. Facades depict items such as homewares, furniture, landscaping and fencing that are not supplied by Coral Homes. Facades are indicative only, conceptual in nature and subject to change. Facades depict non-standard fixtures, features and finishes. Additional costs for timber decking, driveway, lighting, more than one colour and deep base paints, tiles, non-standard brick and off white mortar apply.

Facades based on Grange 25. Facades depict items such as homewares, furniture, landscaping and fencing that are not supplied by Coral Homes. Facades are indicative only, conceptual in nature and subject to change. Facades depict non-standard fixtures, features and finishes. Additional costs for timber decking, driveway, lighting, more than one colour and deep base paints, tiles, non-standard brick and off white mortar apply.

Grange Facade Options

14m+ Lot Width



Facades based on Grange 26. Facades depict items such as homewares, furniture, landscaping and fencing that are not supplied by Coral Homes. Facades are indicative only, conceptual in nature and subject to change. Facades depict non-standard fixtures, features and finishes. Additional costs for timber decking, driveway, lighting, more than one colour and deep base paints, tiles, non-standard brick and off white mortar apply.

Facades based on Grange 26. Facades depict items such as homewares, furniture, landscaping and fencing that are not supplied by Coral Homes. Facades are indicative only, conceptual in nature and subject to change. Facades depict non-standard fixtures, features and finishes. Additional costs for timber decking, driveway, lighting, more than one colour and deep base paints, tiles, non-standard brick and off white mortar apply.

Lisbon Series

The Lisbon series is more than just somewhere to live, it's a sanctuary for the entire family. Featuring four bedrooms, double garage, media room and a huge outdoor entertaining area perfect for entertaining, this popular design is sure to impress.

Award
winning

On
display

Lisbon 32 - Harmony Display, Palmview



Scan to view series

Lisbon 31 MKII - Sovereign Hills Display, Port Macquarie



Lisbon 32 - Harmony Display, Palmview



Lisbon 24

15m+ Lot Width

4 Bed 2 Living 2 Bath 2 Car

Bedrooms

Master Bedroom	3600 x 3900
Bed 2	3000 x 3120
Bed 3	3010 x 3120
Bed 4	3020 x 3140

Living Areas

Family	4000 x 3990
Dining	3470 x 3370
Media	3750 x 3850
IT Hub	3090 x 2230
Outdoor Living	3620 x 5740

House Dimensions

House Length	19.44m
House Width	13.25m
House Area	227.67m ² (24.50sq)



Lisbon 24 MKII

14m+ Lot Width

4 Bed 2 Living 2 Bath 2 Car

Bedrooms

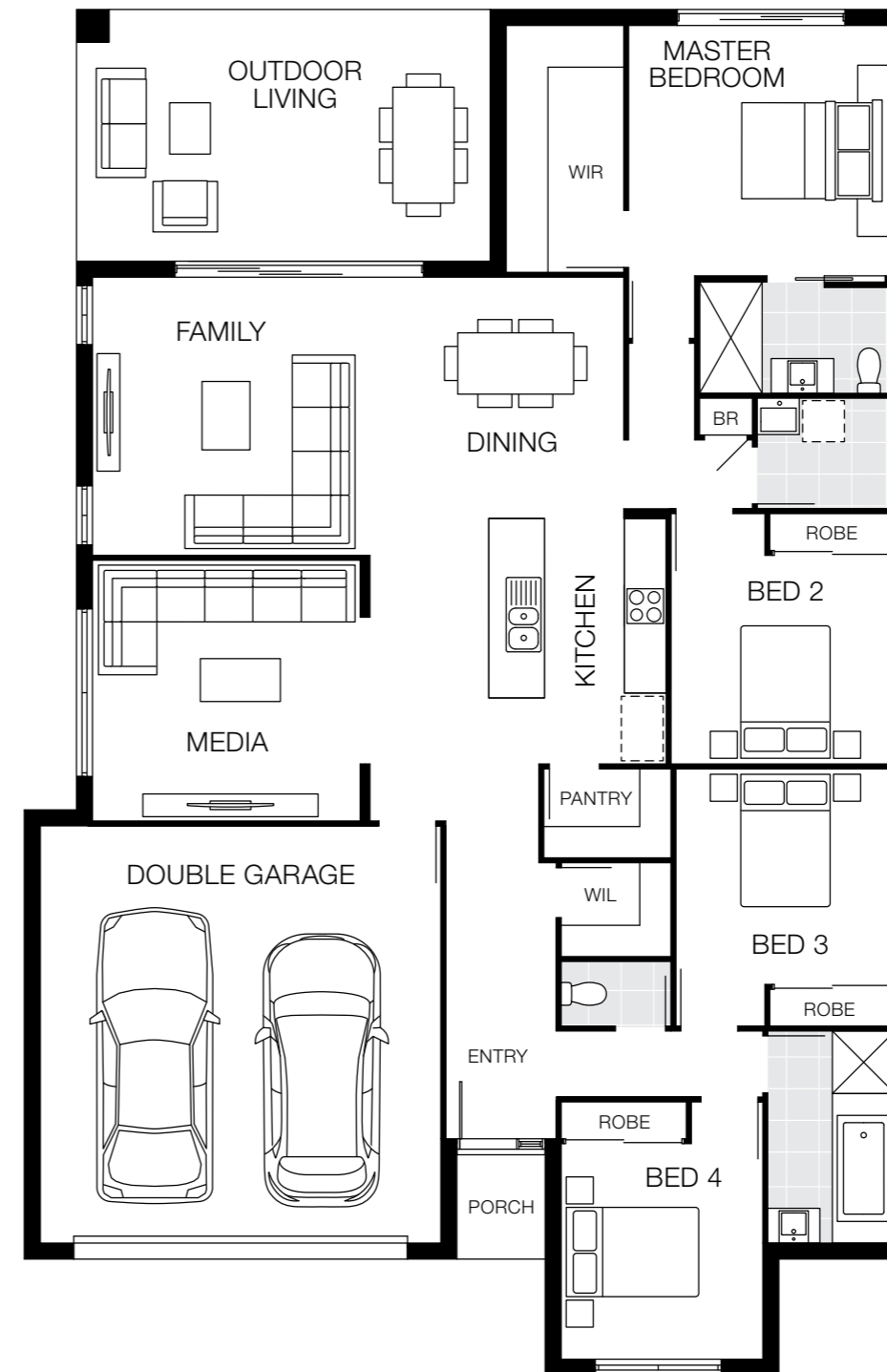
Master Bedroom	3600 x 3830
Bed 2	3000 x 3220
Bed 3	3100 x 3150
Bed 4	3100 x 2900

Living Areas

Family	4000 x 4250
Dining	3470 x 3390
Media	3750 x 3850
Outdoor Living	3620 x 5950

House Dimensions

House Length	19.64m
House Width	12.75m
House Area	226.10m ² (24.30sq)



Floorplan based on Designer Facade. Floorplan is indicative only, conceptual in nature and subject to change. Floorplan may depict features and/or other products which are not included in the house design, not included in the house price and/or not available from Coral Homes. All measurements are in millimetres unless otherwise stated. Floorplan measurements are approximate and are not to scale. Lot width is based on Designer facade and is to be used as a guide only and may change due to developer covenants and Local Authority guidelines. ©Coral Homes Pty Ltd. The copyright in this floorplan is owned by or licensed to Coral Homes Pty Ltd and may not be reproduced, copied or dealt with in any manner which infringes the exclusive rights of Coral Homes Pty Ltd as prescribed by the Copyright Act 1968, without the express written authorisation of Coral Homes Pty Ltd.

Floorplan based on Designer Facade. Floorplan is indicative only, conceptual in nature and subject to change. Floorplan may depict features and/or other products which are not included in the house design, not included in the house price and/or not available from Coral Homes. All measurements are in millimetres unless otherwise stated. Floorplan measurements are approximate and are not to scale. Lot width is based on Designer facade and is to be used as a guide only and may change due to developer covenants and Local Authority guidelines. ©Coral Homes Pty Ltd. The copyright in this floorplan is owned by or licensed to Coral Homes Pty Ltd and may not be reproduced, copied or dealt with in any manner which infringes the exclusive rights of Coral Homes Pty Ltd as prescribed by the Copyright Act 1968, without the express written authorisation of Coral Homes Pty Ltd.

Lisbon 25

16m+ Lot Width

4 Bed 2 Living 2 Bath 2 Car

Bedrooms

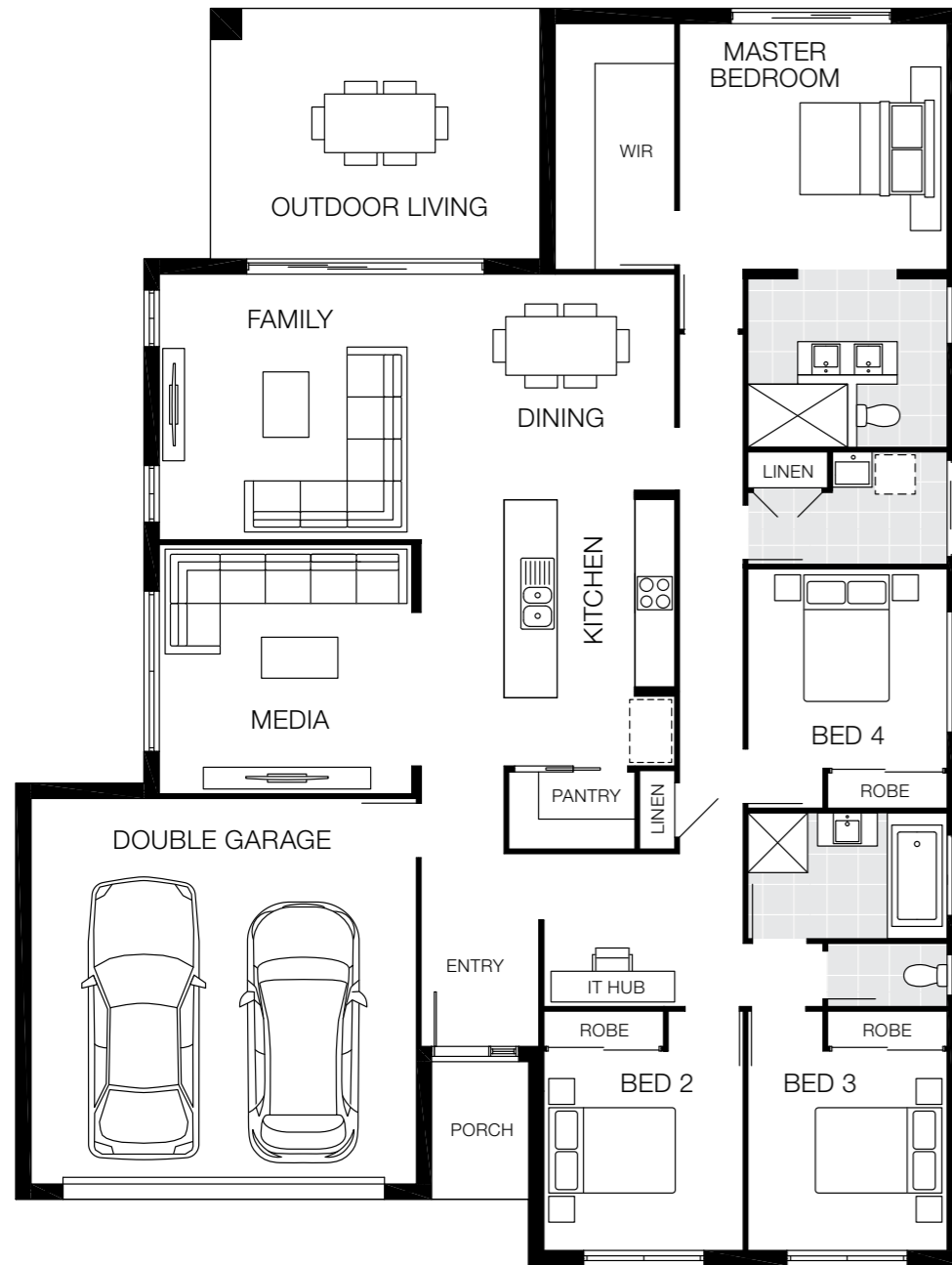
Master Bedroom	3700 x 4030
Bed 2	3000 x 3000
Bed 3	3000 x 3000
Bed 4	3000 x 3000

Living Areas

Family	4000 x 4650
Dining	3395 x 3110
Media	3750 x 3800
IT Hub	2300 x 3000
Outdoor Living	3770 x 4960

House Dimensions

House Length	18.92m
House Width	14.25m
House Area	235.62m ² (25.40sq)



Lisbon 25 MKII

16m+ Lot Width

4 Bed 2 Living 2 Bath 2 Car

Bedrooms

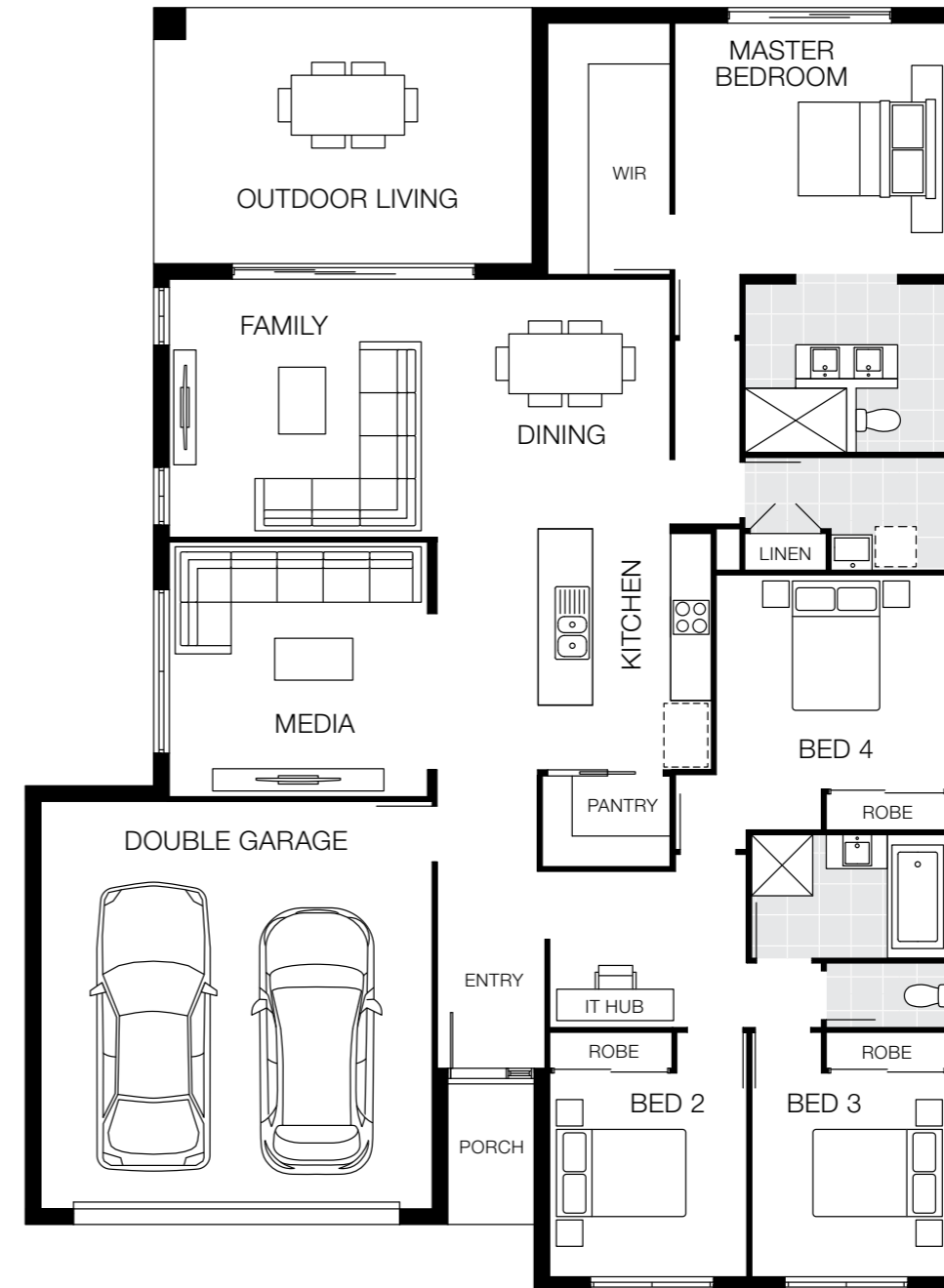
Master Bedroom	3700 x 4030
Bed 2	3000 x 2900
Bed 3	3000 x 2900
Bed 4	3155 x 3420

Living Areas

Family	3800 x 4370
Dining	3675 x 3000
Media	3750 x 3800
IT Hub	2300 x 2900
Outdoor Living	3770 x 5570

House Dimensions

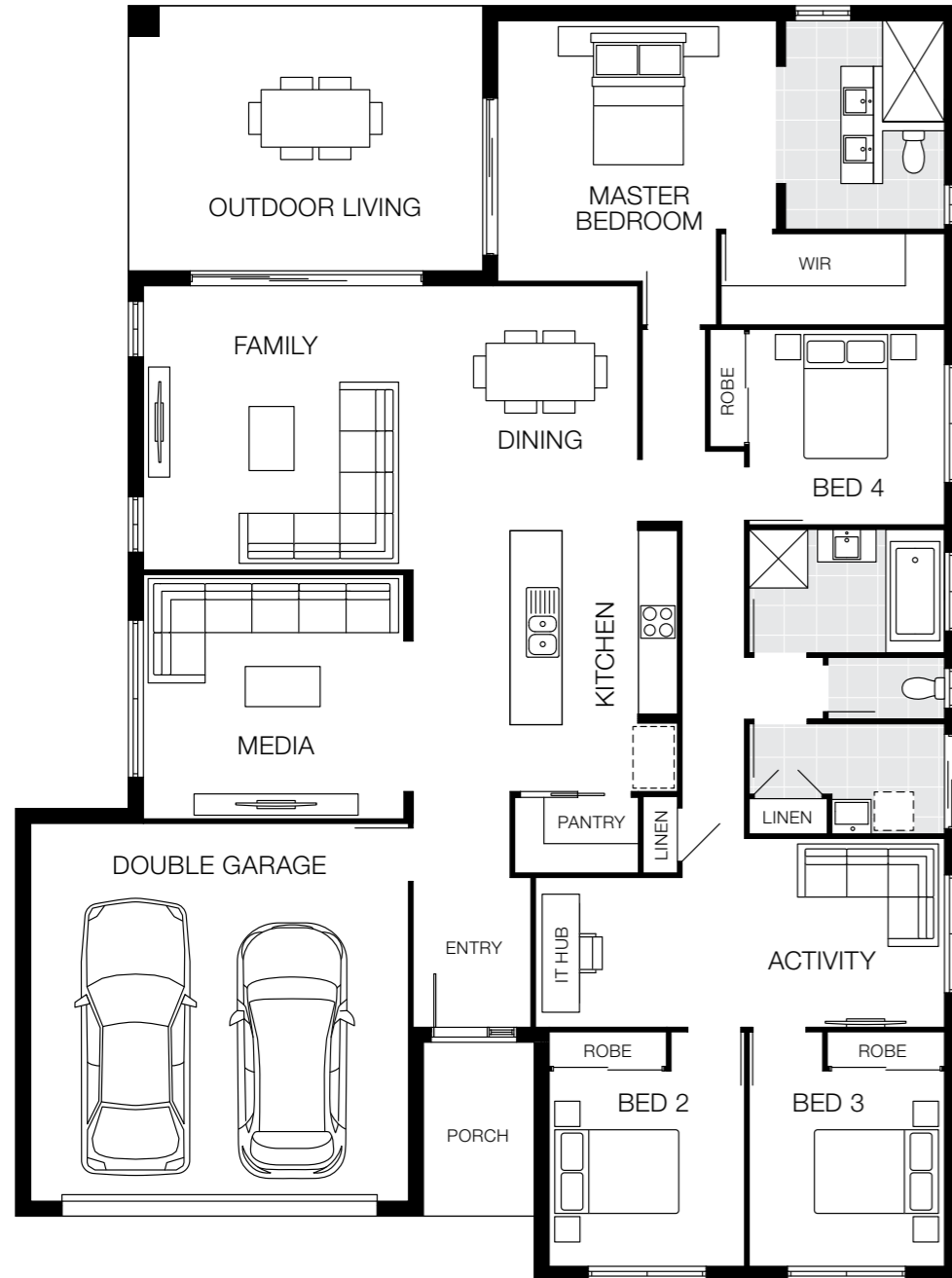
House Length	18.92m
House Width	13.82m
House Area	232.33m ² (25.00sq)



Floorplan based on Designer Facade. Floorplan is indicative only, conceptual in nature and subject to change. Floorplan may depict features and/or other products which are not included in the house design, not included in the house price and/or not available from Coral Homes. All measurements are in millimetres unless otherwise stated. Floorplan measurements are approximate and are not to scale. Lot width is based on Designer facade and is to be used as a guide only and may change due to developer covenants and Local Authority guidelines. ©Coral Homes Pty Ltd. The copyright in this floorplan is owned by or licensed to Coral Homes Pty Ltd and may not be reproduced, copied or dealt with in any manner which infringes the exclusive rights of Coral Homes Pty Ltd as prescribed by the Copyright Act 1968, without the express written authorisation of Coral Homes Pty Ltd.

Floorplan based on Designer Facade. Floorplan is indicative only, conceptual in nature and subject to change. Floorplan may depict features and/or other products which are not included in the house design, not included in the house price and/or not available from Coral Homes. All measurements are in millimetres unless otherwise stated. Floorplan measurements are approximate and are not to scale. Lot width is based on Designer facade and is to be used as a guide only and may change due to developer covenants and Local Authority guidelines. ©Coral Homes Pty Ltd. The copyright in this floorplan is owned by or licensed to Coral Homes Pty Ltd and may not be reproduced, copied or dealt with in any manner which infringes the exclusive rights of Coral Homes Pty Ltd as prescribed by the Copyright Act 1968, without the express written authorisation of Coral Homes Pty Ltd.

Lisbon 27



Our most popular

16.5m⁺ Lot Width

- 4 Bed
- 3 Living
- 2 Bath
- 2 Car

Bedrooms

Master Bedroom	4000 x 4280
Bed 2	3000 x 3000
Bed 3	3000 x 3000
Bed 4	3000 x 3000

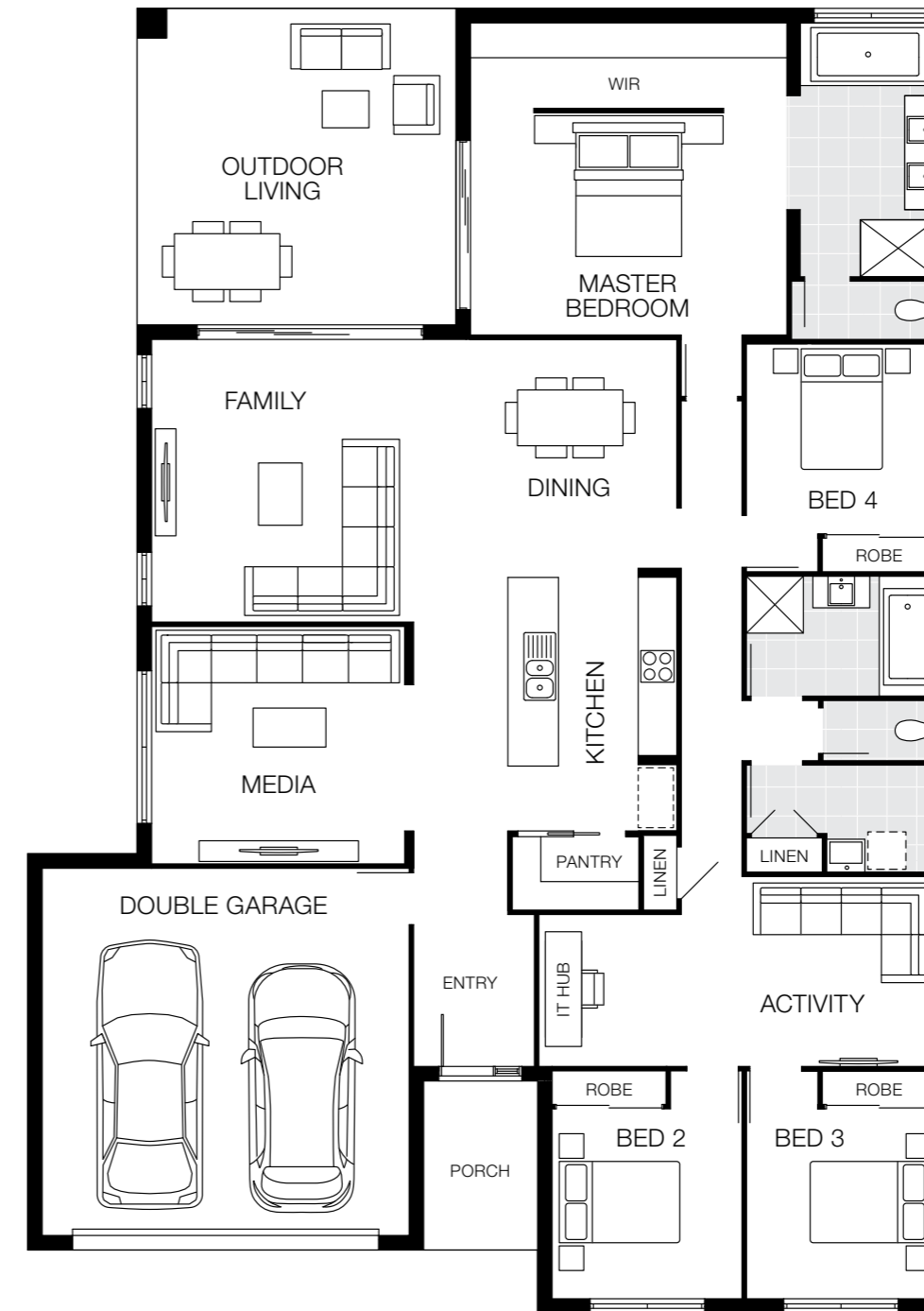
Living Areas

Family	4365 x 4590
Dining	3760 x 3000
Media	3750 x 4000
Activity	2900 x 4030
IT Hub	2300 x 2250
Outdoor Living	4070 x 5440

House Dimensions

House Length	19.58m
House Width	14.49m
House Area	254.51m ² (27.40sq)

Lisbon 29



16.5m⁺ Lot Width

- 4 Bed
- 3 Living
- 2 Bath
- 2 Car

Bedrooms

Master Bedroom	3510 x 5000
Bed 2	3000 x 3000
Bed 3	3000 x 3000
Bed 4	3000 x 3000

Living Areas

Family	4465 x 4850
Dining	3760 x 3450
Media	3750 x 4000
Activity	3000 x 4030
IT Hub	2400 x 2250
Outdoor Living	5000 x 5040

House Dimensions

House Length	20.61m
House Width	14.59m
House Area	269.61m ² (29.00sq)

Floorplan based on Designer Facade. Floorplan is indicative only, conceptual in nature and subject to change. Floorplan may depict features and/or other products which are not included in the house design, not included in the house price and/or not available from Coral Homes. All measurements are in millimetres unless otherwise stated. Floorplan measurements are approximate and are not to scale. Lot width is based on Designer facade and is to be used as a guide only and may change due to developer covenants and Local Authority guidelines. ©Coral Homes Pty Ltd. The copyright in this floorplan is owned by or licensed to Coral Homes Pty Ltd and may not be reproduced, copied or dealt with in any manner which infringes the exclusive rights of Coral Homes Pty Ltd as prescribed by the Copyright Act 1968, without the express written authorisation of Coral Homes Pty Ltd.

Floorplan based on Designer Facade. Floorplan is indicative only, conceptual in nature and subject to change. Floorplan may depict features and/or other products which are not included in the house design, not included in the house price and/or not available from Coral Homes. All measurements are in millimetres unless otherwise stated. Floorplan measurements are approximate and are not to scale. Lot width is based on Designer facade and is to be used as a guide only and may change due to developer covenants and Local Authority guidelines. ©Coral Homes Pty Ltd. The copyright in this floorplan is owned by or licensed to Coral Homes Pty Ltd and may not be reproduced, copied or dealt with in any manner which infringes the exclusive rights of Coral Homes Pty Ltd as prescribed by the Copyright Act 1968, without the express written authorisation of Coral Homes Pty Ltd.

Award winning

On display

Lisbon 31

18m+ Lot Width

4 Bed 3 Living 2 Bath 2 Car

Bedrooms

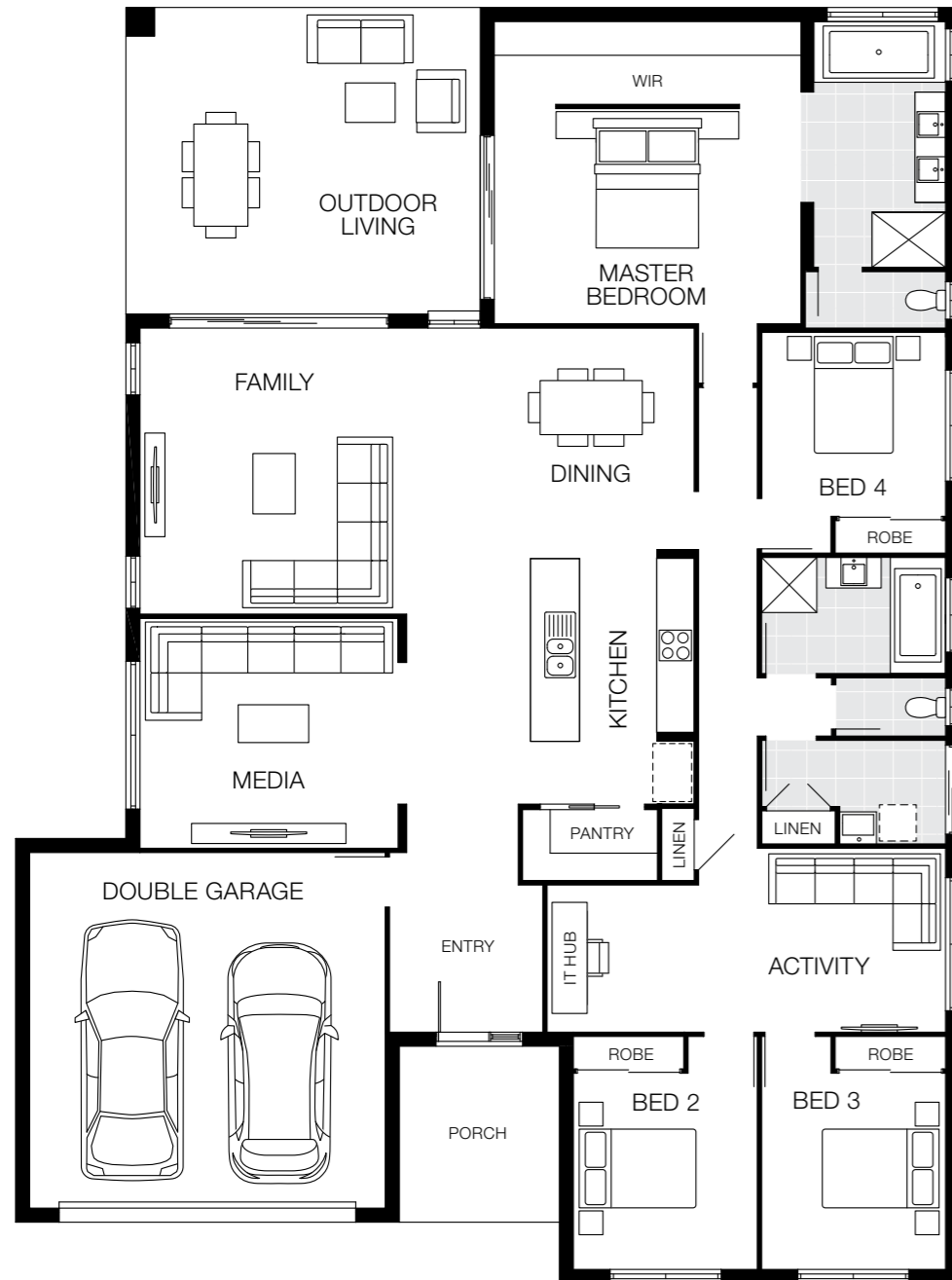
Master Bedroom	3510 x 5000
Bed 2	3200 x 3000
Bed 3	3200 x 3000
Bed 4	3000 x 3000

Living Areas

Family	4665 x 5360
Dining	3615 x 3680
Media	3750 x 4210
Activity	3000 x 4030
IT Hub	2400 x 2470
Outdoor Living	5000 x 5780

House Dimensions

House Length	20.81m
House Width	15.40m
House Area	287.28m ² (30.90sq)



On display

Lisbon 31 MKII

18m+ Lot Width

4 Bed 3 Living 2 Bath 2 Car

Bedrooms

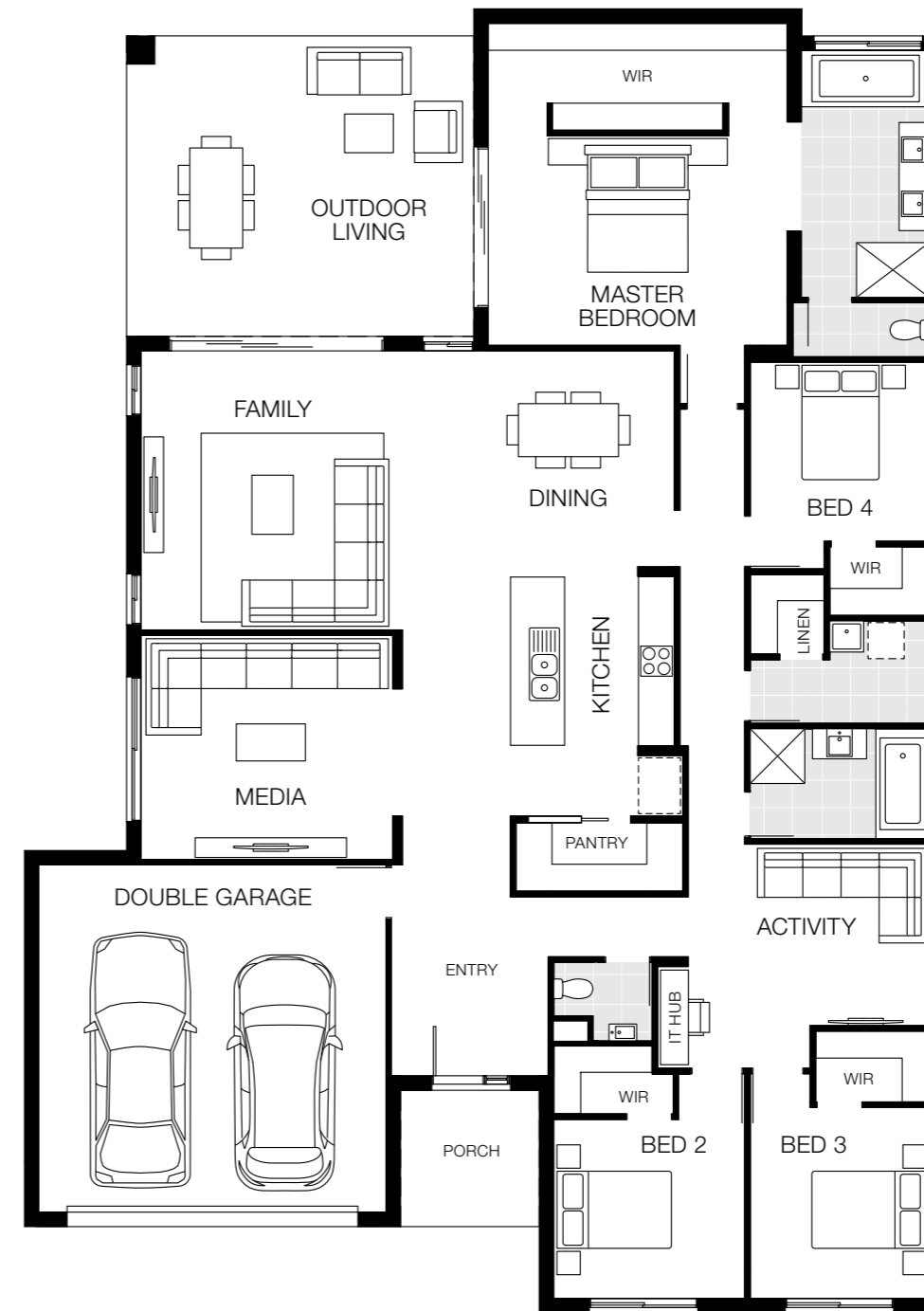
Master Bedroom	3150 x 5000
Bed 2	3000 x 3200
Bed 3	3200 x 3000
Bed 4	3460 x 3000

Living Areas

Family	4665 x 5900
Dining	3615 x 3000
Media	3750 x 4210
Activity	3040 x 3070
Outdoor Living	5000 x 5780

House Dimensions

House Length	21.70m
House Width	15.30m
House Area	292.24m ² (31.46sq)



Floorplan based on Designer Facade. Floorplan is indicative only, conceptual in nature and subject to change. Floorplan may depict features and/or other products which are not included in the house design, not included in the house price and/or not available from Coral Homes. All measurements are in millimetres unless otherwise stated. Floorplan measurements are approximate and are not to scale. Lot width is based on Designer facade and is to be used as a guide only and may change due to developer covenants and Local Authority guidelines. ©Coral Homes Pty Ltd. The copyright in this floorplan is owned by or licensed to Coral Homes Pty Ltd and may not be reproduced, copied or dealt with in any manner which infringes the exclusive rights of Coral Homes Pty Ltd as prescribed by the Copyright Act 1968, without the express written authorisation of Coral Homes Pty Ltd.

Floorplan based on Designer Facade. Floorplan is indicative only, conceptual in nature and subject to change. Floorplan may depict features and/or other products which are not included in the house design, not included in the house price and/or not available from Coral Homes. All measurements are in millimetres unless otherwise stated. Floorplan measurements are approximate and are not to scale. Lot width is based on Designer facade and is to be used as a guide only and may change due to developer covenants and Local Authority guidelines. ©Coral Homes Pty Ltd. The copyright in this floorplan is owned by or licensed to Coral Homes Pty Ltd and may not be reproduced, copied or dealt with in any manner which infringes the exclusive rights of Coral Homes Pty Ltd as prescribed by the Copyright Act 1968, without the express written authorisation of Coral Homes Pty Ltd.

Lisbon 31 MKII - Sovereign Hills Display, Port Macquarie



Lisbon 31 MKII - Sovereign Hills Display, Port Macquarie



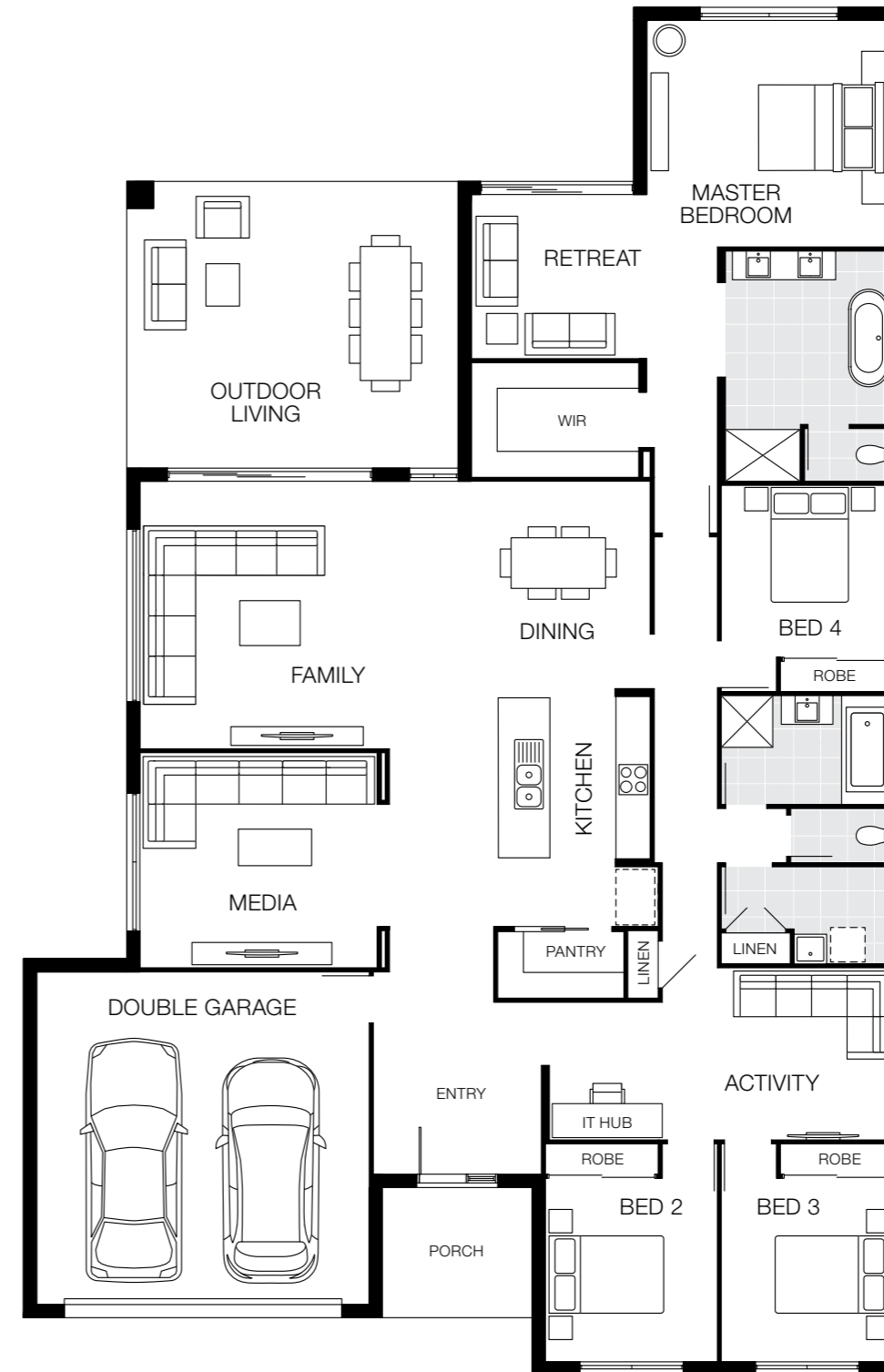
Single Storey - Traditional Lot

On display

Lisbon 32

18m+ Lot Width

4 Bed 4 Living 2 Bath 2 Car



Bedrooms	
Master Bedroom	3950 x 4300
Bed 2	3200 x 3000
Bed 3	3200 x 3000
Bed 4	3000 x 3000

Living Areas	
Family	4665 x 5360
Dining	3615 x 3680
Media	3750 x 4140
Activity	3000 x 4030
IT Hub	2400 x 1970
Outdoor Living	5000 x 5780

House Dimensions	
House Length	23.85m
House Width	15.40m
House Area	301.72m ² (32.48sq)

Floorplan based on Designer Facade. Floorplan is indicative only, conceptual in nature and subject to change. Floorplan may depict features and/or other products which are not included in the house design, not included in the house price and/or not available from Coral Homes. All measurements are in millimetres unless otherwise stated. Floorplan measurements are approximate and are not to scale. Lot width is based on Designer facade and is to be used as a guide only and may change due to developer covenants and Local Authority guidelines. ©Coral Homes Pty Ltd. The copyright in this floorplan is owned by or licensed to Coral Homes Pty Ltd and may not be reproduced, copied or dealt with in any manner which infringes the exclusive rights of Coral Homes Pty Ltd as prescribed by the Copyright Act 1968, without the express written authorisation of Coral Homes Pty Ltd.

Lisbon 31 - Sawtell Commons Display, Coffs Harbour







Lisbon 31 - Sawtell Commons Display, Coffs Harbour



Single Storey - Traditional Lot

Lisbon 33

18m+ Lot Width

- 
4 Bed
- 
4 Living
- 
2 Bath
- 
2 Car

Bedrooms

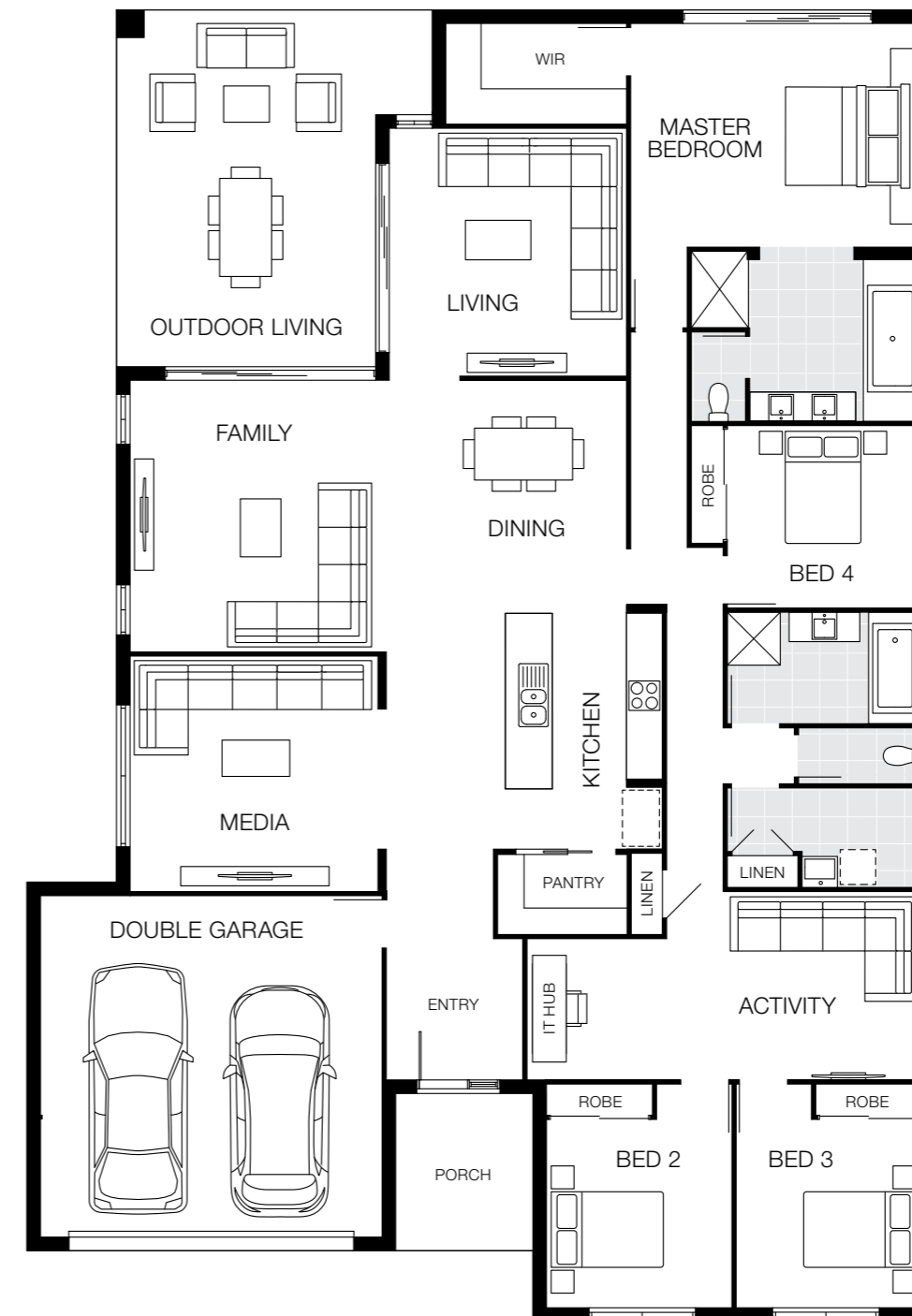
Master Bedroom	3800 x 4940
Bed 2	3200 x 3150
Bed 3	3200 x 3150
Bed 4	3100 x 3300

Living Areas

Family	4615 x 5150
Dining	3960 x 3280
Living	4210 x 4030
Media	4000 x 4210
Activity	3200 x 4330
IT Hub	2400 x 2370
Outdoor Living	6060 x 4400

House Dimensions

House Length	22.75m
House Width	15.42m
House Area	310.65m ² (33.40sq)



Floorplan based on Designer Facade. Floorplan is indicative only, conceptual in nature and subject to change. Floorplan may depict features and/or other products which are not included in the house design, not included in the house price and/or not available from Coral Homes. All measurements are in millimetres unless otherwise stated. Floorplan measurements are approximate and are not to scale. Lot width is based on Designer facade and is to be used as a guide only and may change due to developer covenants and Local Authority guidelines. ©Coral Homes Pty Ltd. The copyright in this floorplan is owned by or licensed to Coral Homes Pty Ltd and may not be reproduced, copied or dealt with in any manner which infringes the exclusive rights of Coral Homes Pty Ltd as prescribed by the Copyright Act 1968, without the express written authorisation of Coral Homes Pty Ltd.

Lisbon 32 - Harmony Display, Palmview







Lisbon 32 - Harmony Display, Palmview



Single Storey - Traditional Lot

Lisbon 35

18m+ Lot Width

- 
4 Bed
- 
4 Living
- 
2 Bath
- 
2 Car

Bedrooms

Master Bedroom	4000 x 4940
Bed 2	3300 x 3150
Bed 3	3300 x 3150
Bed 4	3300 x 3300

Living Areas

Family	4715 x 5150
Dining	4160 x 3280
Living	4510 x 4030
Media	4200 x 4210
Activity	3500 x 4330
IT Hub	2700 x 2370
Outdoor Living	6560 x 4400

House Dimensions

House Length	23.47m
House Width	15.42m
House Area	324.51m ² (34.93sq)



Floorplan based on Designer Facade. Floorplan is indicative only, conceptual in nature and subject to change. Floorplan may depict features and/or other products which are not included in the house design, not included in the house price and/or not available from Coral Homes. All measurements are in millimetres unless otherwise stated. Floorplan measurements are approximate and are not to scale. Lot width is based on Designer facade and is to be used as a guide only and may change due to developer covenants and Local Authority guidelines. ©Coral Homes Pty Ltd. The copyright in this floorplan is owned by or licensed to Coral Homes Pty Ltd and may not be reproduced, copied or dealt with in any manner which infringes the exclusive rights of Coral Homes Pty Ltd as prescribed by the Copyright Act 1968, without the express written authorisation of Coral Homes Pty Ltd.

Lisbon Facade Options

15m+ Lot Width

Designer Facade



Hamptons Facade



East Hamptons Facade



Hastings Facade



Elliot Portico Facade



Mornington Facade



Facades based on Lisbon 24. Facades depict items such as homewares, furniture, landscaping and fencing that are not supplied by Coral Homes. Facades are indicative only, conceptual in nature and subject to change. Facades depict non-standard fixtures, features and finishes. Additional costs for timber decking, driveway, lighting, more than one colour and deep base paints, tiles, non-standard brick and off white mortar apply.

Facades based on Lisbon 24. Facades depict items such as homewares, furniture, landscaping and fencing that are not supplied by Coral Homes. Facades are indicative only, conceptual in nature and subject to change. Facades depict non-standard fixtures, features and finishes. Additional costs for timber decking, driveway, lighting, more than one colour and deep base paints, tiles, non-standard brick and off white mortar apply.

Lisbon Facade Options

18m+ Lot Width



Facades based on Lisbon 31. Facades depict items such as homewares, furniture, landscaping and fencing that are not supplied by Coral Homes. Facades are indicative only, conceptual in nature and subject to change. Facades depict non-standard fixtures, features and finishes. Additional costs for timber decking, driveway, lighting, more than one colour and deep base paints, tiles, non-standard brick and off white mortar apply.

Facades based on Lisbon 31. Facades depict items such as homewares, furniture, landscaping and fencing that are not supplied by Coral Homes. Facades are indicative only, conceptual in nature and subject to change. Facades depict non-standard fixtures, features and finishes. Additional costs for timber decking, driveway, lighting, more than one colour and deep base paints, tiles, non-standard brick and off white mortar apply.

Madrid Series

Featuring a modern kitchen with oversized walk in pantry every home chef would love. This spacious single storey family home has four bedrooms including generous master suite, two living spaces and a double garage, perfectly designed for a 12.5m+ lot width.



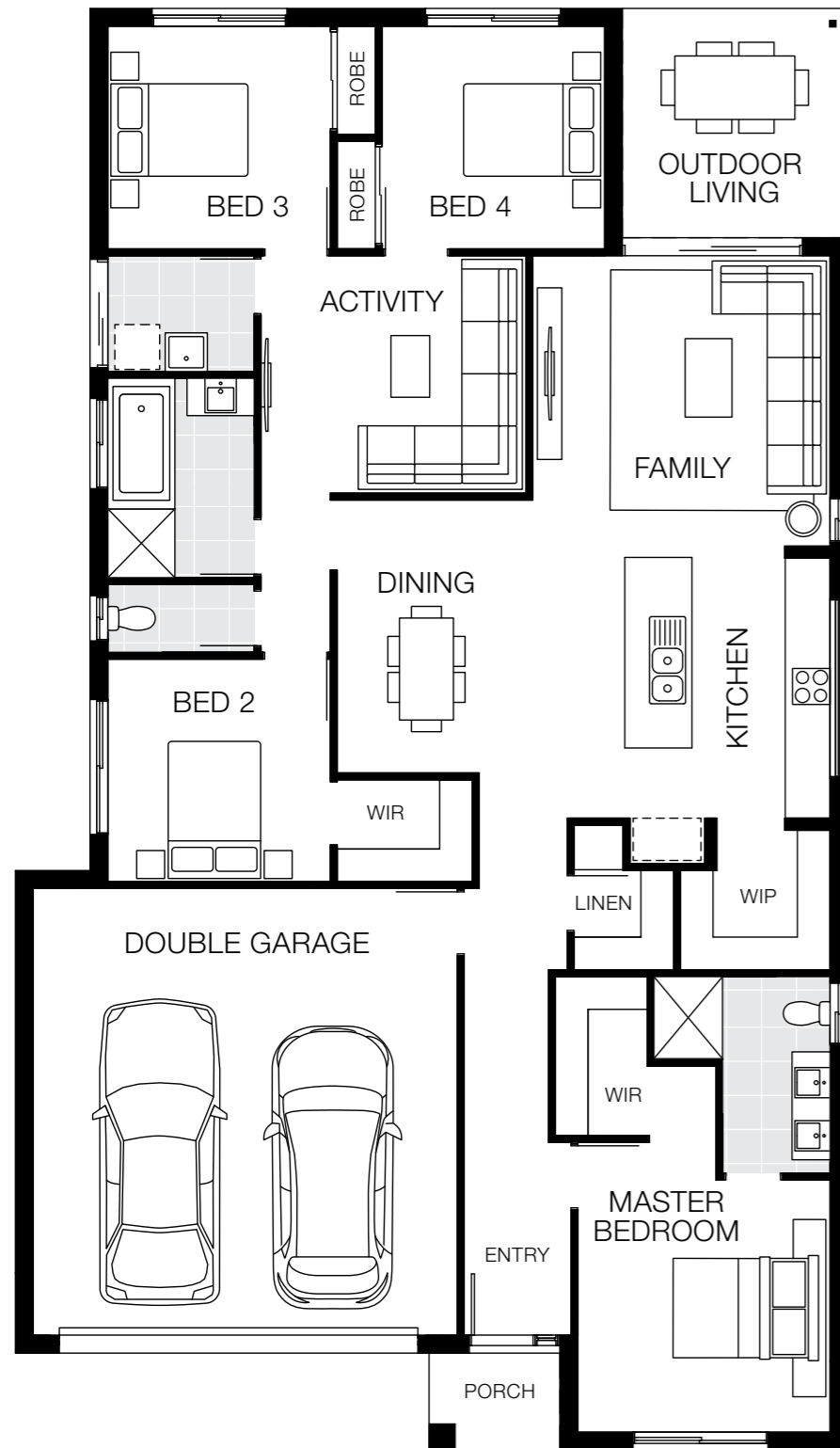
Scan to view series



Madrid 21

12.5m+ Lot Width

4 Bed 2 Living 2 Bath 2 Car



Bedrooms

Master Bedroom	3900 x 3400
Bed 2	3000 x 3000
Bed 3	3000 x 3000
Bed 4	3000 x 3000

Living Areas

Family	3910 x 4000
Dining	3675 x 3860
Activity	3200 x 3570
Outdoor Living	3070 x 3020

House Dimensions

House Length	19.30m
House Width	11.15m
House Area	196.45m ² (21.15sq)

Madrid 23

Our most popular

12.5m+ Lot Width

4 Bed 2 Living 2 Bath 2 Car



Bedrooms

Master Bedroom	3650 x 3500
Bed 2	3000 x 3300
Bed 3	2900 x 3000
Bed 4	2900 x 3000

Living Areas

Family	3510 x 4450
Dining	3150 x 5020
Activity	3520 x 4050
Outdoor Living	2970 x 3970

House Dimensions

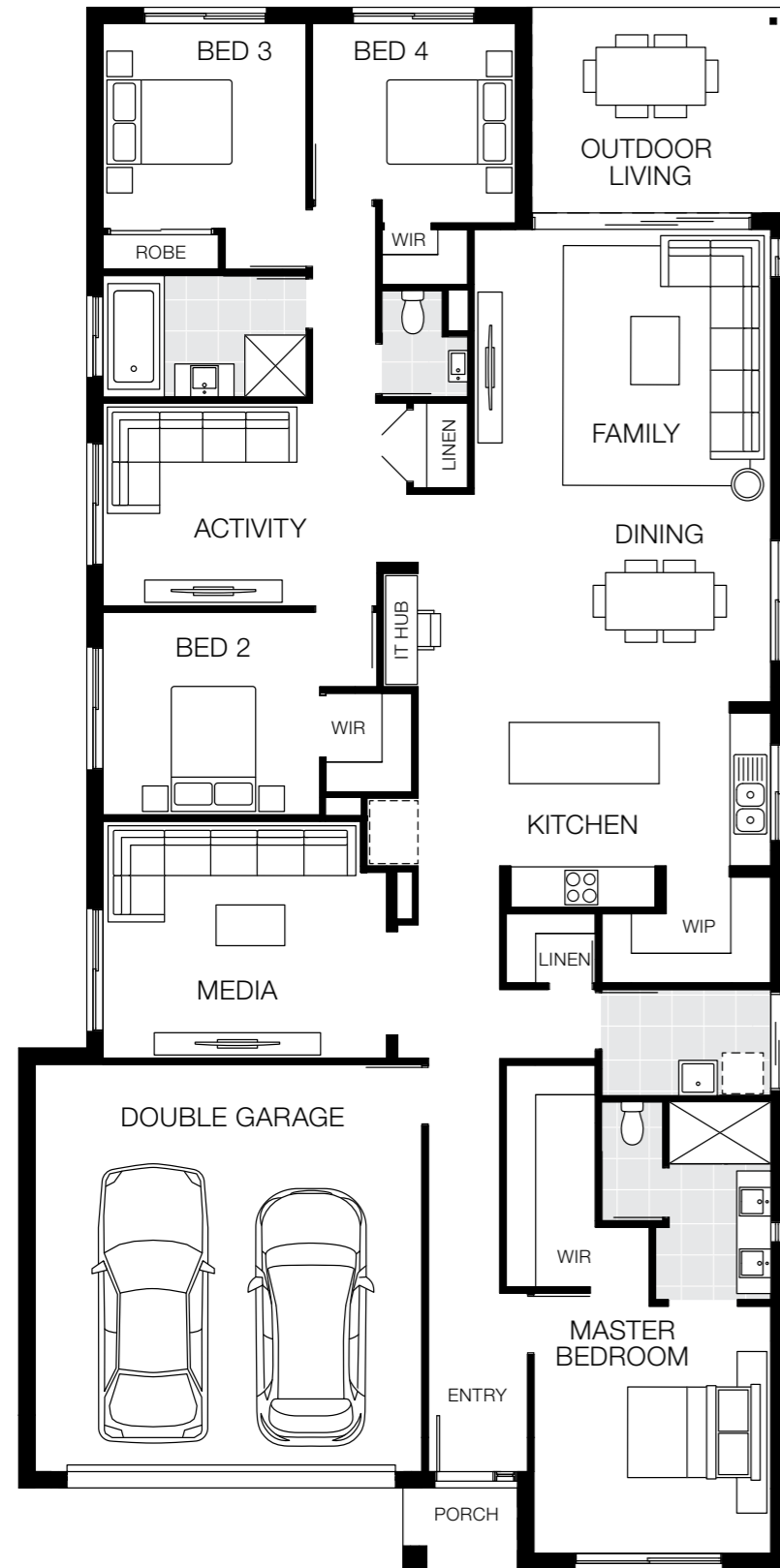
House Length	21.05m
House Width	11.40m
House Area	218.26m ² (23.49sq)

Floorplan based on Designer Facade. Floorplan is indicative only, conceptual in nature and subject to change. Floorplan may depict features and/or other products which are not included in the house design, not included in the house price and/or not available from Coral Homes. All measurements are in millimetres unless otherwise stated. Floorplan measurements are approximate and are not to scale. Lot width is based on Designer facade and is to be used as a guide only and may change due to developer covenants and Local Authority guidelines. ©Coral Homes Pty Ltd. The copyright in this floorplan is owned by or licensed to Coral Homes Pty Ltd and may not be reproduced, copied or dealt with in any manner which infringes the exclusive rights of Coral Homes Pty Ltd as prescribed by the Copyright Act 1968, without the express written authorisation of Coral Homes Pty Ltd.

Floorplan based on Designer Facade. Floorplan is indicative only, conceptual in nature and subject to change. Floorplan may depict features and/or other products which are not included in the house design, not included in the house price and/or not available from Coral Homes. All measurements are in millimetres unless otherwise stated. Floorplan measurements are approximate and are not to scale. Lot width is based on Designer facade and is to be used as a guide only and may change due to developer covenants and Local Authority guidelines. ©Coral Homes Pty Ltd. The copyright in this floorplan is owned by or licensed to Coral Homes Pty Ltd and may not be reproduced, copied or dealt with in any manner which infringes the exclusive rights of Coral Homes Pty Ltd as prescribed by the Copyright Act 1968, without the express written authorisation of Coral Homes Pty Ltd.

Madrid 25

12.5m+ Lot Width



4 Bed 3 Living 2 Bath 2 Car

Bedrooms

Master Bedroom	3650 x 3500
Bed 2	3000 x 3200
Bed 3	3030 x 3000
Bed 4	2950 x 3000

Living Areas

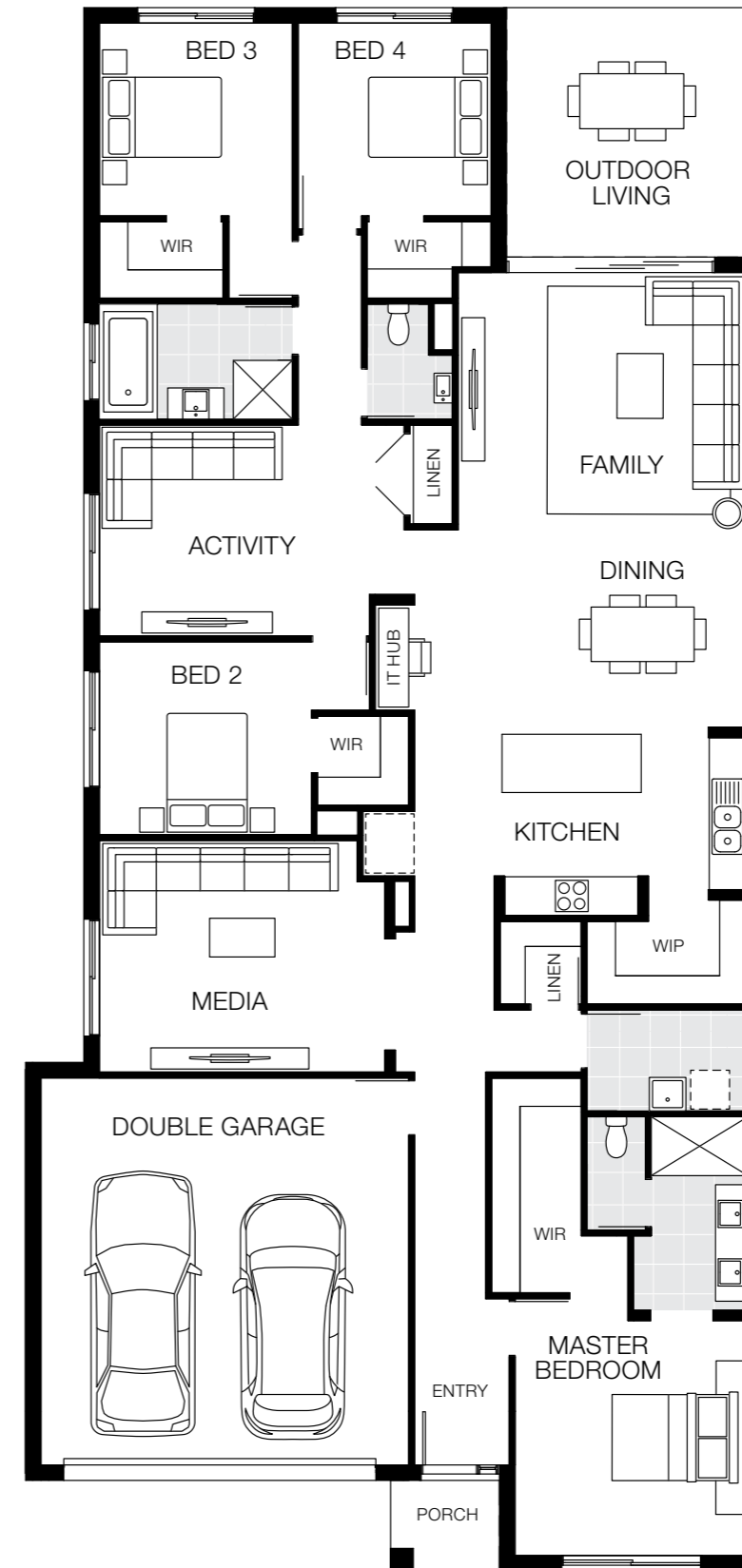
Family	3860 x 4380
Dining	3360 x 4380
Media	3500 x 4180
Activity	3000 x 4040
Outdoor Living	3000 x 4040

House Dimensions

House Length	22.94m
House Width	11.28m
House Area	236.72m ² (25.48sq)

Madrid 27

12.5m+ Lot Width



4 Bed 3 Living 2 Bath 2 Car

Bedrooms

Master Bedroom	3650 x 3620
Bed 2	3000 x 3300
Bed 3	3000 x 3000
Bed 4	3200 x 3000

Living Areas

Family	3975 x 4500
Dining	3170 x 4500
Media	3600 x 4430
Activity	3285 x 4190
Outdoor Living	3855 x 3970

House Dimensions

House Length	24.16m
House Width	11.40m
House Area	252.85m ² (27.22sq)

Floorplan based on Designer Facade. Floorplan is indicative only, conceptual in nature and subject to change. Floorplan may depict features and/or other products which are not included in the house design, not included in the house price and/or not available from Coral Homes. All measurements are in millimetres unless otherwise stated. Floorplan measurements are approximate and are not to scale. Lot width is based on Designer facade and is to be used as a guide only and may change due to developer covenants and Local Authority guidelines. ©Coral Homes Pty Ltd. The copyright in this floorplan is owned by or licensed to Coral Homes Pty Ltd and may not be reproduced, copied or dealt with in any manner which infringes the exclusive rights of Coral Homes Pty Ltd as prescribed by the Copyright Act 1968, without the express written authorisation of Coral Homes Pty Ltd.

Floorplan based on Designer Facade. Floorplan is indicative only, conceptual in nature and subject to change. Floorplan may depict features and/or other products which are not included in the house design, not included in the house price and/or not available from Coral Homes. All measurements are in millimetres unless otherwise stated. Floorplan measurements are approximate and are not to scale. Lot width is based on Designer facade and is to be used as a guide only and may change due to developer covenants and Local Authority guidelines. ©Coral Homes Pty Ltd. The copyright in this floorplan is owned by or licensed to Coral Homes Pty Ltd and may not be reproduced, copied or dealt with in any manner which infringes the exclusive rights of Coral Homes Pty Ltd as prescribed by the Copyright Act 1968, without the express written authorisation of Coral Homes Pty Ltd.

Madrid Facade Options

12.5m+ Lot Width



Facades based on Grange 25. Facades depict items such as homewares, furniture, landscaping and fencing that are not supplied by Coral Homes. Facades are indicative only, conceptual in nature and subject to change. Facades depict non-standard fixtures, features and finishes. Additional costs for timber decking, driveway, lighting, more than one colour and deep base paints, tiles, non-standard brick and off white mortar apply.

Facades based on Grange 25. Facades depict items such as homewares, furniture, landscaping and fencing that are not supplied by Coral Homes. Facades are indicative only, conceptual in nature and subject to change. Facades depict non-standard fixtures, features and finishes. Additional costs for timber decking, driveway, lighting, more than one colour and deep base paints, tiles, non-standard brick and off white mortar apply.

Marcoola Series

Designed to suit lot widths of 20m+, the Marcoola Series has two different floorplans to choose from, along with a number of facades. Featuring true resort-style indoor/outdoor integration, this versatile family home makes living a relaxed and comfortable lifestyle so easy!

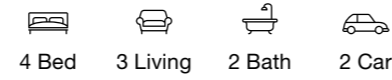
On display



On
display

Marcoola 31

20m+ Lot Width



Bedrooms

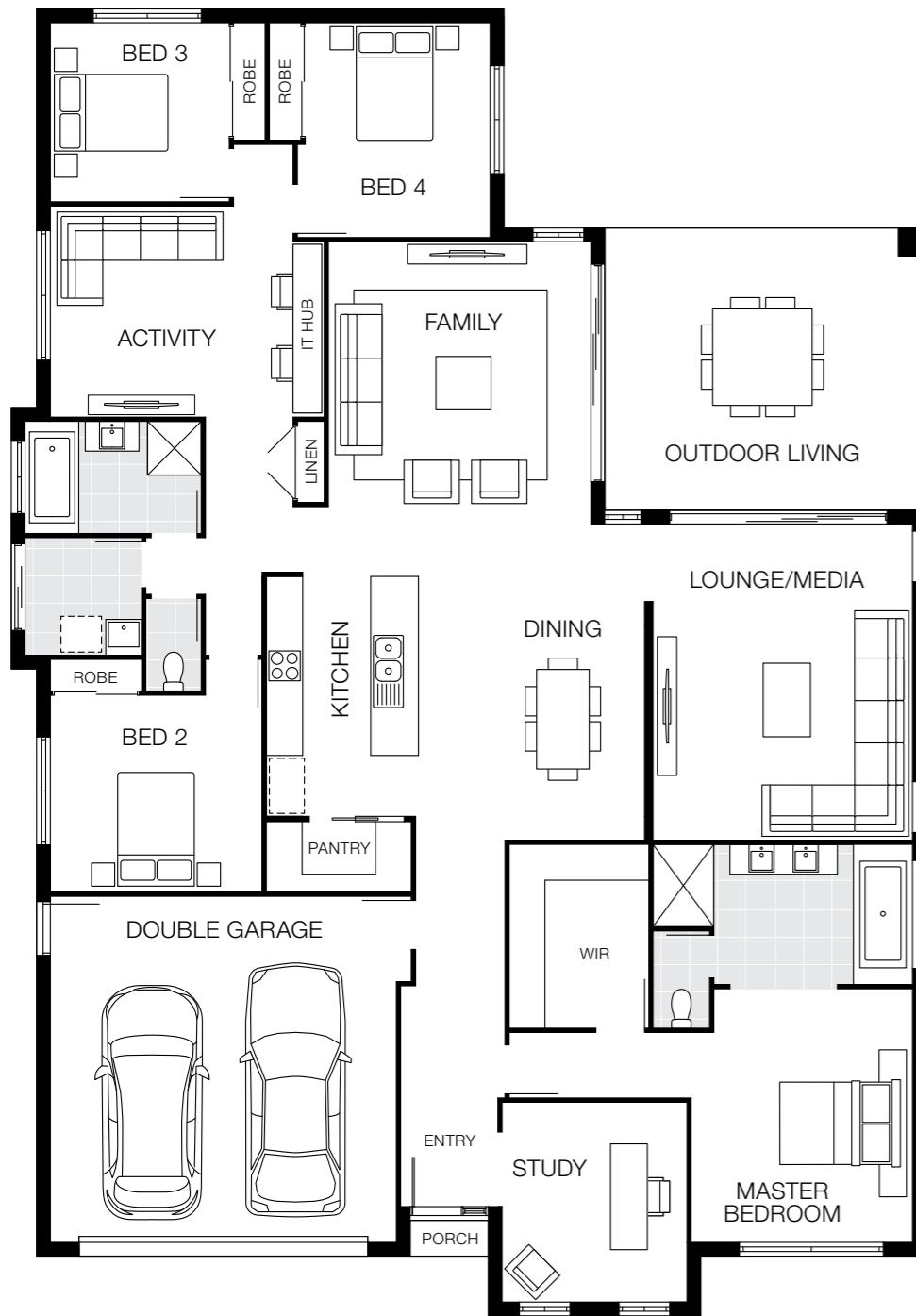
Master Bedroom	4180 x 3710
Bed 2	3300 x 3550
Bed 3	3600 x 3100
Bed 4	3000 x 3000

Living Areas

Family	4730 x 4400
Dining	3600 x 3690
Media	5300 x 4350
Activity	3540 x 4050
Study	3350 x 3100
Outdoor Living	4700 x 5390

House Dimensions

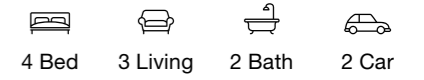
House Length	21.90m
House Width	15.51m
House Area	291.86m ² (31.42sq)



Our most popular

Marcoola 32

20m+ Lot Width



Bedrooms

Master Bedroom	4250 x 3700
Bed 2	3000 x 3550
Bed 3	3000 x 3050
Bed 4	3000 x 3050

Living Areas

Family	5760 x 4500
Dining	5300 x 3600
Media	5300 x 4200
Activity	3000 x 4250
Study	3080 x 3000
Outdoor Living	8800 x 4650

House Dimensions

House Length	21.90m
House Width	15.51m
House Area	300.09m ² (32.30sq)



Marcoola Facade Options

20m+ Lot Width

Calais Facade

On display



East Hamptons Facade



Designer Facade



Hastings Facade




Facades based on Marcoola 32. Facades depict items such as homewares, furniture, landscaping and fencing that are not supplied by Coral Homes. Facades are indicative only, conceptual in nature and subject to change. Facades depict non-standard fixtures, features and finishes. Additional costs for timber decking, driveway, lighting, more than one colour and deep base paints, tiles, non-standard brick and off white mortar apply.

Facades based on Marcoola 32. Facades depict items such as homewares, furniture, landscaping and fencing that are not supplied by Coral Homes. Facades are indicative only, conceptual in nature and subject to change. Facades depict non-standard fixtures, features and finishes. Additional costs for timber decking, driveway, lighting, more than one colour and deep base paints, tiles, non-standard brick and off white mortar apply.

Milan Series

When it comes to design innovation and great use of space, the Milan Series is sure to impress. This functional single storey home fits on both narrow and traditional lots of land over 12.5m in width, with 10 floorplans to choose from – all boasting four bedrooms and a double garage.

Award winning
On display







Photography depicts items such as homewares, furniture, landscaping, fencing and may depict items that are upgraded or not supplied by Coral Homes. Speak with your New Home Consultant for more details.

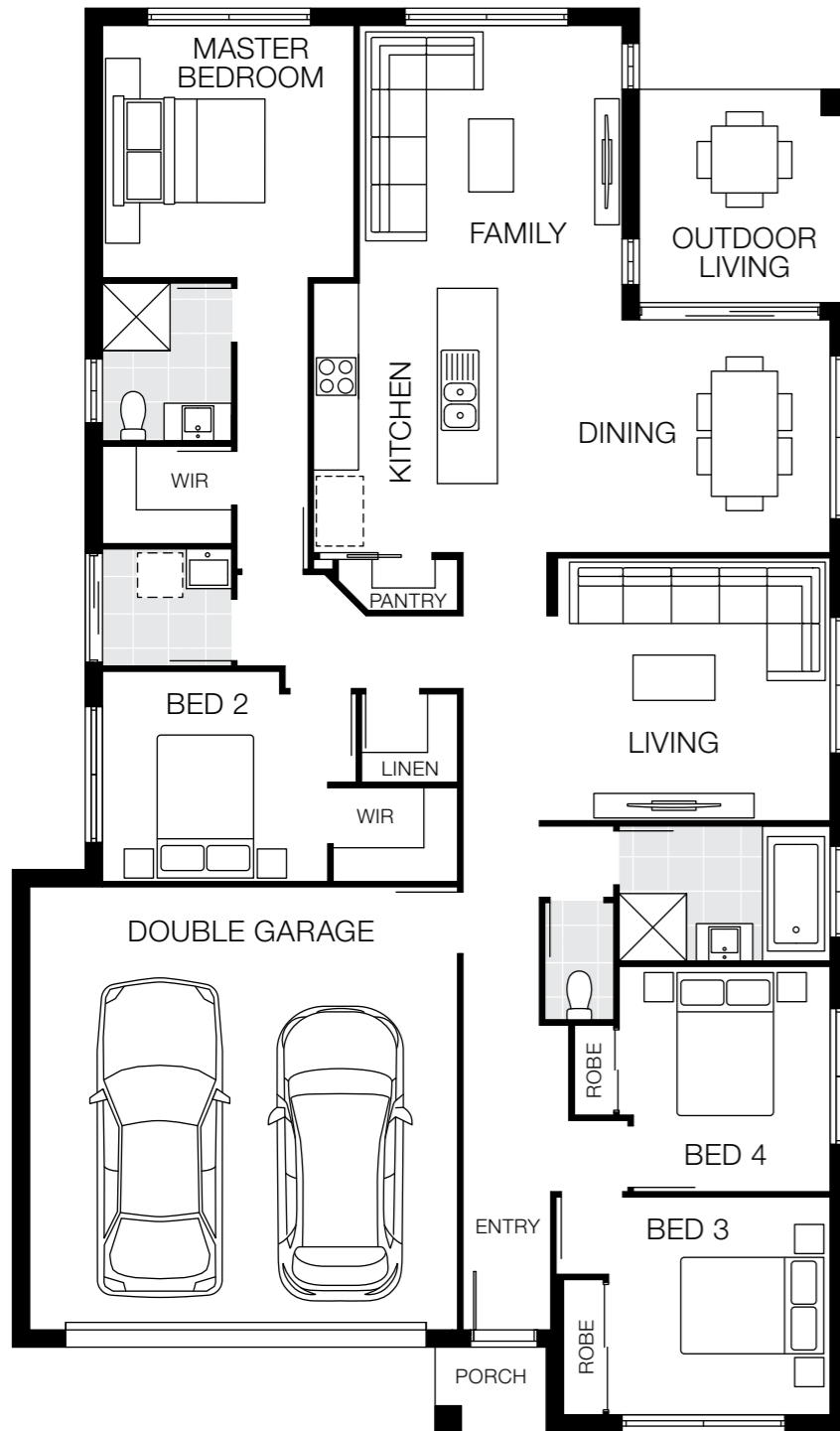


Photography depicts items such as homewares, furniture, landscaping, fencing and may depict items that are upgraded or not supplied by Coral Homes. Speak with your New Home Consultant for more details.

Milan 20

12.5m+ Lot Width

 4 Bed
  2 Living
  2 Bath
  2 Car



Bedrooms

Master Bedroom	3360 x 3350
Bed 2	2800 x 3000
Bed 3	2900 x 2950
Bed 4	3000 x 2810

Living Areas





Family	3760 x 3500
Dining	3100 x 4000
Living	3500 x 3630
Outdoor Living	2840 x 2770

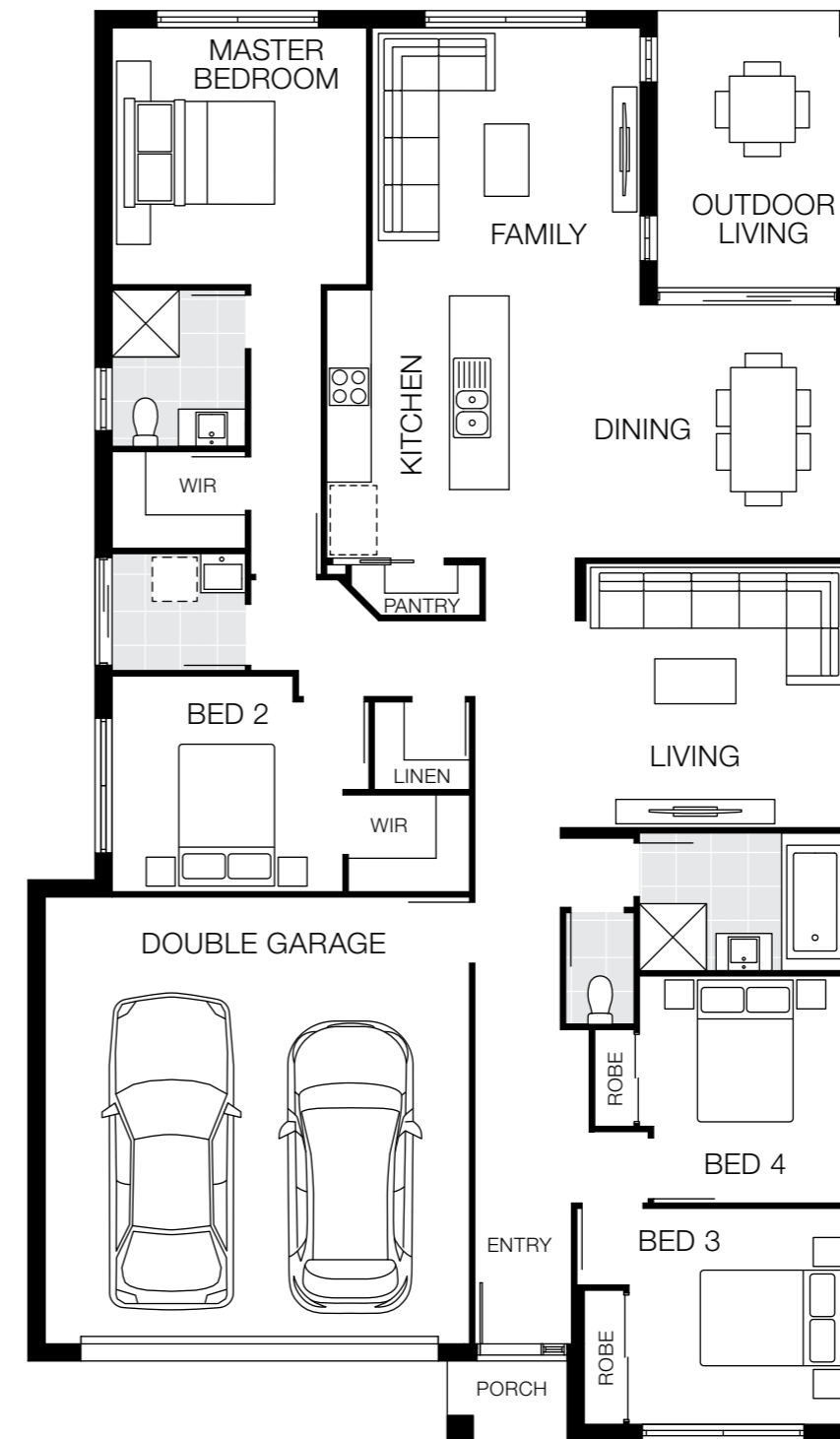
House Dimensions

House Length	18.96m
House Width	11.12m
House Area	190.36m ² (20.50sq)

Milan 21

12.5m+ Lot Width

 4 Bed
  2 Living
  2 Bath
  2 Car



Bedrooms

Master Bedroom	3450 x 3420
Bed 2	2900 x 3100
Bed 3	2900 x 2950
Bed 4	3050 x 2810

Living Areas

Family	3600 x 3600
Dining	3400 x 4000
Living	3550 x 3530
Outdoor Living	3720 x 2800

House Dimensions

House Length	19.21m
House Width	11.25m
House Area	199.53m ² (21.50sq)

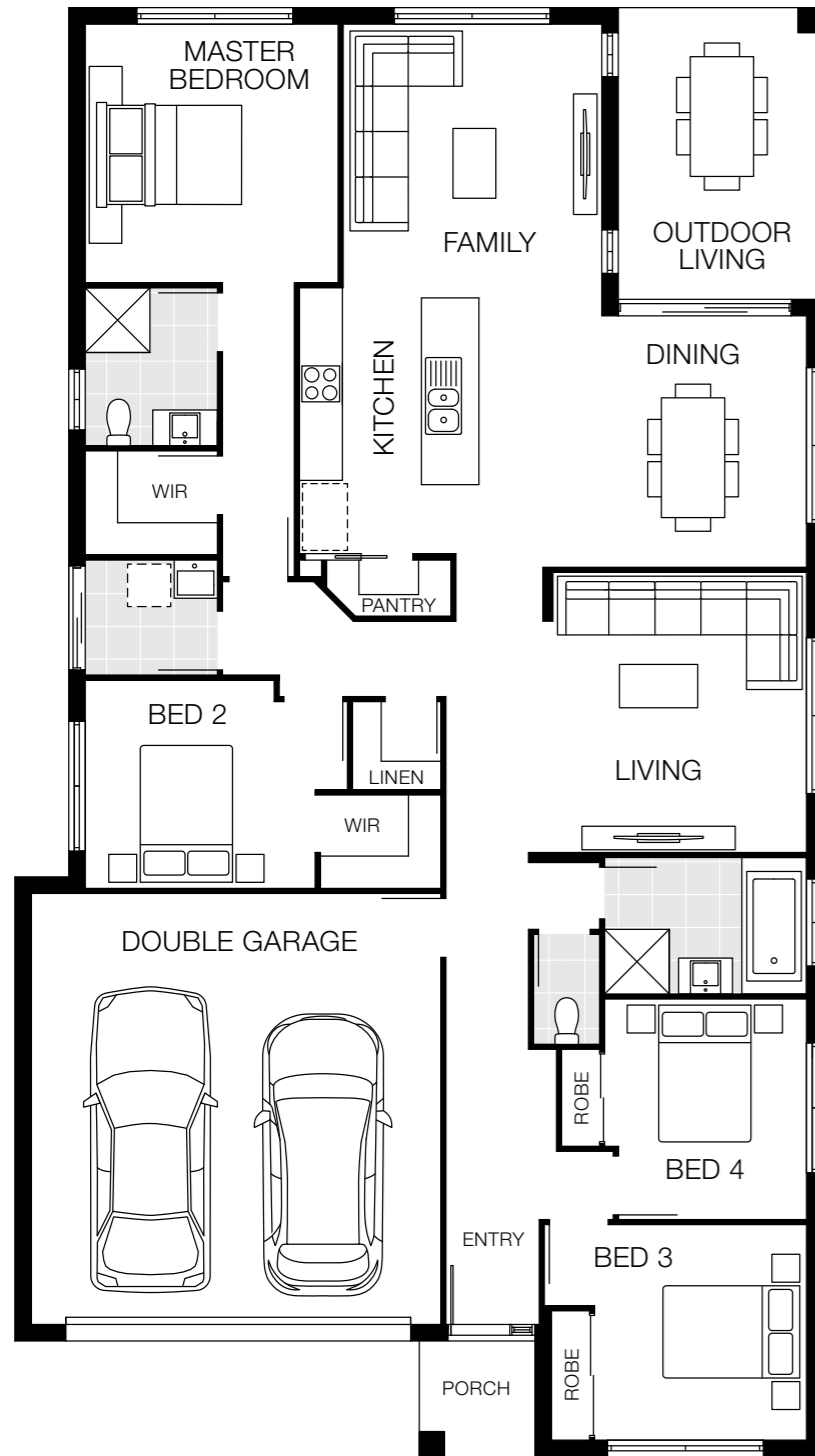
Floorplan based on Designer Facade. Floorplan is indicative only, conceptual in nature and subject to change. Floorplan may depict features and/or other products which are not included in the house design, not included in the house price and/or not available from Coral Homes. All measurements are in millimetres unless otherwise stated. Floorplan measurements are approximate and are not to scale. Lot width is based on Designer facade and is to be used as a guide only and may change due to developer covenants and Local Authority guidelines. ©Coral Homes Pty Ltd. The copyright in this floorplan is owned by or licensed to Coral Homes Pty Ltd and may not be reproduced, copied or dealt with in any manner which infringes the exclusive rights of Coral Homes Pty Ltd as prescribed by the Copyright Act 1968, without the express written authorisation of Coral Homes Pty Ltd.

Floorplan based on Designer Facade. Floorplan is indicative only, conceptual in nature and subject to change. Floorplan may depict features and/or other products which are not included in the house design, not included in the house price and/or not available from Coral Homes. All measurements are in millimetres unless otherwise stated. Floorplan measurements are approximate and are not to scale. Lot width is based on Designer facade and is to be used as a guide only and may change due to developer covenants and Local Authority guidelines. ©Coral Homes Pty Ltd. The copyright in this floorplan is owned by or licensed to Coral Homes Pty Ltd and may not be reproduced, copied or dealt with in any manner which infringes the exclusive rights of Coral Homes Pty Ltd as prescribed by the Copyright Act 1968, without the express written authorisation of Coral Homes Pty Ltd.

Milan 22

12.5m+ Lot Width

4 Bed 2 Living 2 Bath 2 Car



Bedrooms

Master Bedroom	3600 x 3520
Bed 2	2900 x 3200
Bed 3	3000 x 2950
Bed 4	3070 x 2810

Living Areas

Family	3810 x 3600
Dining	3500 x 4000
Living	3900 x 3530
Outdoor Living	4060 x 2850

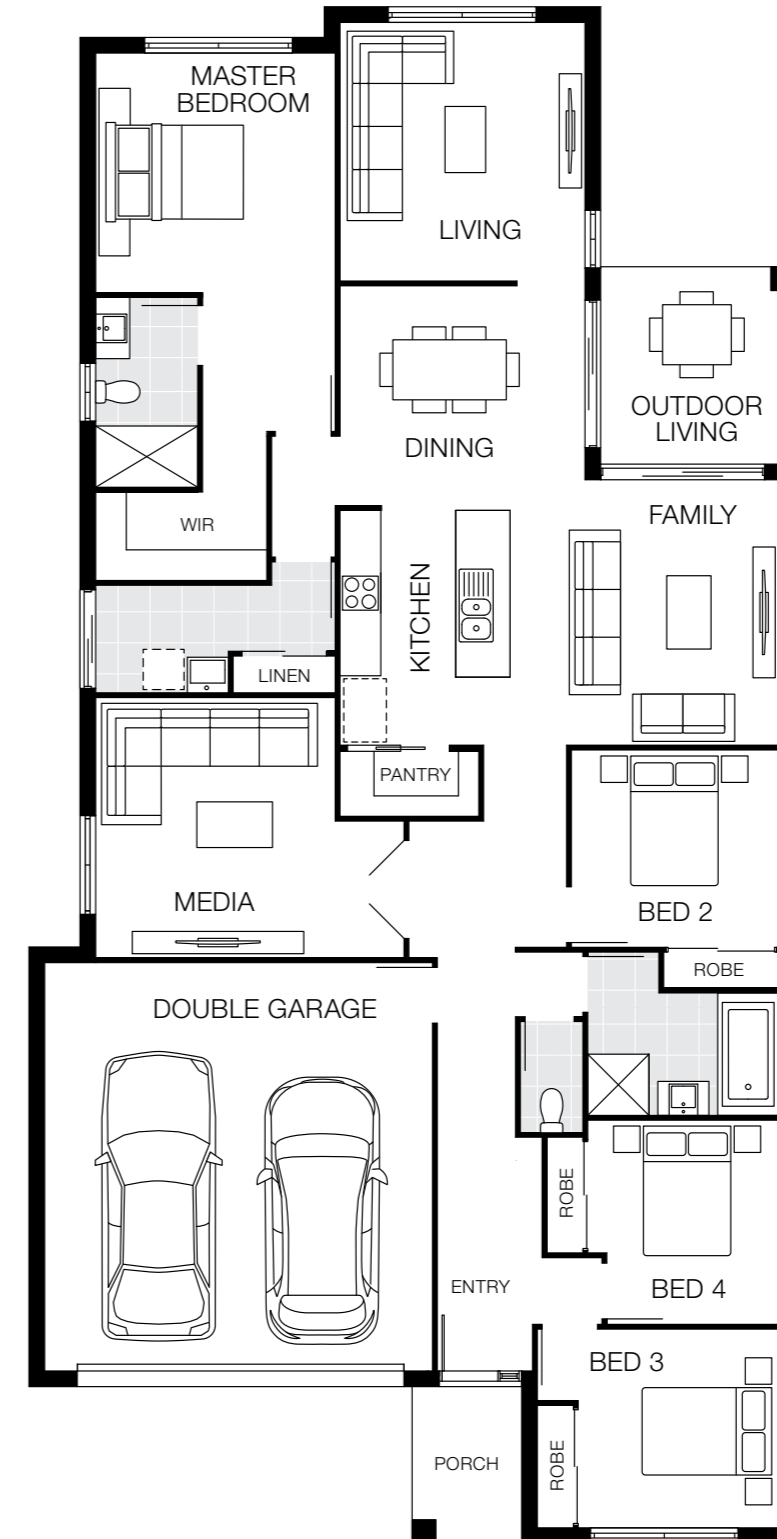
House Dimensions

House Length	20.17m
House Width	11.25m
House Area	208.77m ² (22.50sq)

Milan 23

12.5m+ Lot Width

4 Bed 3 Living 2 Bath 2 Car



Bedrooms

Master Bedroom	3520 x 3520
Bed 2	2900 x 3050
Bed 3	2920 x 2950
Bed 4	3000 x 2810

Living Areas

Family	3900 x 3840
Dining	3310 x 3600
Living	3800 x 3600
Media	3715 x 3520
Outdoor Living	2900 x 2850

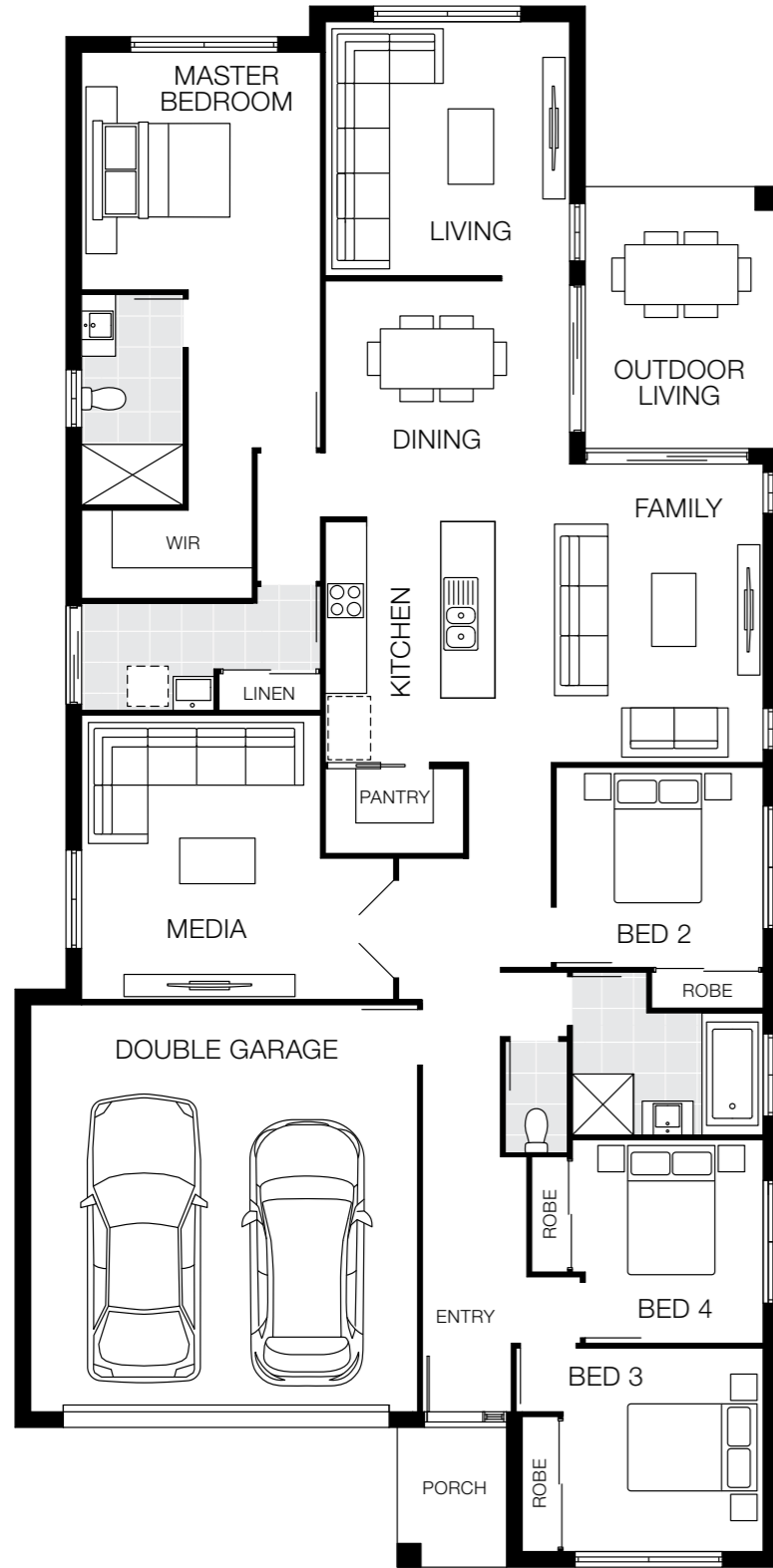
House Dimensions

House Length	22.58m
House Width	11.25m
House Area	218.19m ² (23.50sq)

Floorplan based on Designer Facade. Floorplan is indicative only, conceptual in nature and subject to change. Floorplan may depict features and/or other products which are not included in the house design, not included in the house price and/or not available from Coral Homes. All measurements are in millimetres unless otherwise stated. Floorplan measurements are approximate and are not to scale. Lot width is based on Designer facade and is to be used as a guide only and may change due to developer covenants and Local Authority guidelines. ©Coral Homes Pty Ltd. The copyright in this floorplan is owned by or licensed to Coral Homes Pty Ltd and may not be reproduced, copied or dealt with in any manner which infringes the exclusive rights of Coral Homes Pty Ltd as prescribed by the Copyright Act 1968, without the express written authorisation of Coral Homes Pty Ltd.

Floorplan based on Designer Facade. Floorplan is indicative only, conceptual in nature and subject to change. Floorplan may depict features and/or other products which are not included in the house design, not included in the house price and/or not available from Coral Homes. All measurements are in millimetres unless otherwise stated. Floorplan measurements are approximate and are not to scale. Lot width is based on Designer facade and is to be used as a guide only and may change due to developer covenants and Local Authority guidelines. ©Coral Homes Pty Ltd. The copyright in this floorplan is owned by or licensed to Coral Homes Pty Ltd and may not be reproduced, copied or dealt with in any manner which infringes the exclusive rights of Coral Homes Pty Ltd as prescribed by the Copyright Act 1968, without the express written authorisation of Coral Homes Pty Ltd.

Milan 24



12.5m+ Lot Width

- 4 Bed
- 3 Living
- 2 Bath
- 2 Car

Bedrooms

Master Bedroom	3510 x 3520
Bed 2	2950 x 3050
Bed 3	3000 x 3000
Bed 4	3000 x 2810

Living Areas

Family	4400 x 3840
Dining	3410 x 3600
Living	3750 x 3600
Media	4200 x 3520
Outdoor Living	3860 x 2850

House Dimensions

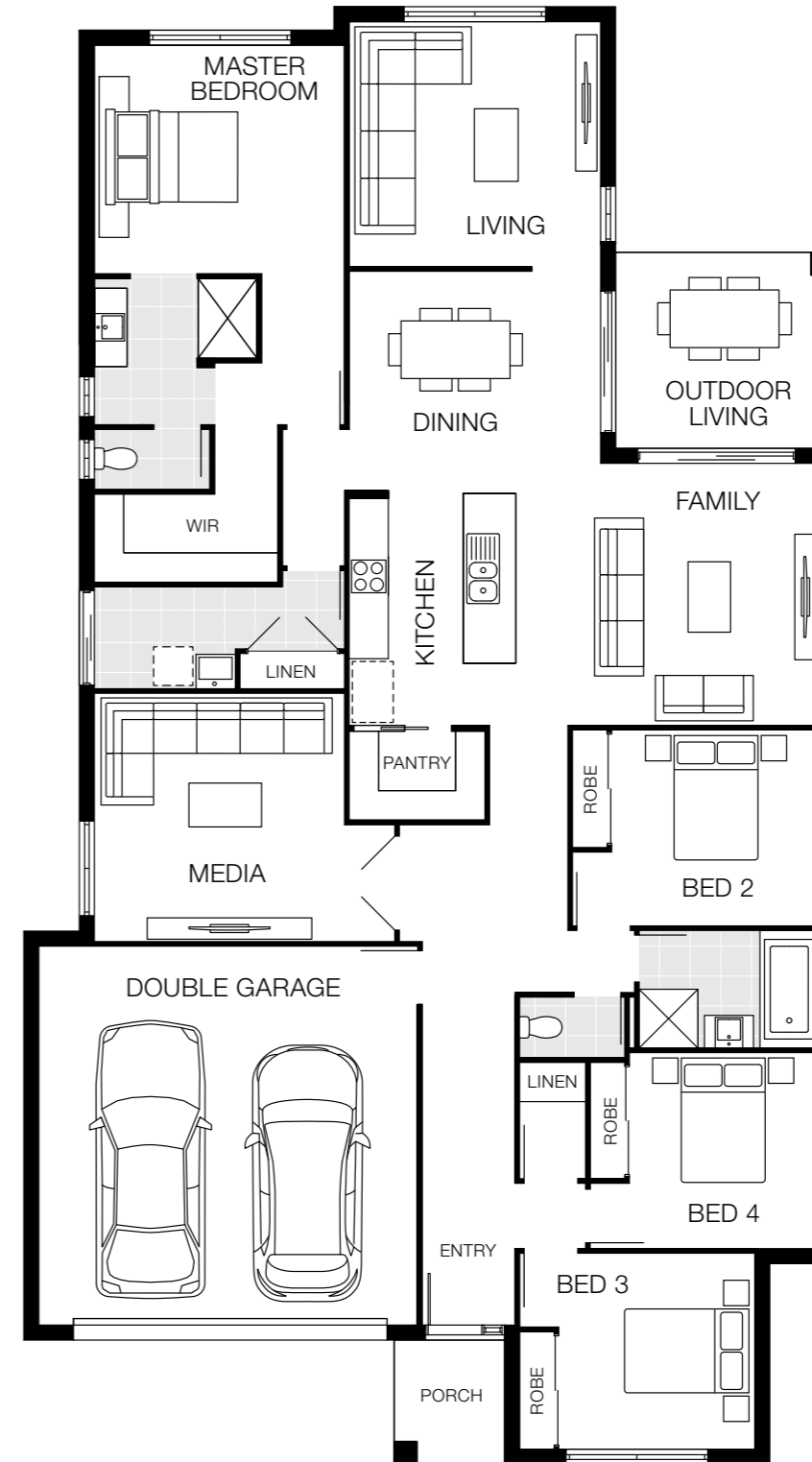
House Length	23.01m
House Width	11.25m
House Area	227.20m ² (24.50sq)

Design Options Available

- Mirror Rear

Additional costs may apply for design options.

Milan 25



14m+ Lot Width

- 4 Bed
- 3 Living
- 2 Bath
- 2 Car

Bedrooms

Master Bedroom	3500 x 3830
Bed 2	3000 x 3170
Bed 3	3000 x 3000
Bed 4	3000 x 2900

Living Areas

Family	4010 x 4540
Dining	3330 x 3850
Living	3750 x 3850
Media	3800 x 3830
Outdoor Living	3000 x 3340

House Dimensions

House Length	22.31m
House Width	12.40m
House Area	236.87m ² (25.50sq)

Design Options Available

- Mirror Rear

Additional costs may apply for design options.

Floorplan based on Designer Facade. Floorplan is indicative only, conceptual in nature and subject to change. Floorplan may depict features and/or other products which are not included in the house design, not included in the house price and/or not available from Coral Homes. All measurements are in millimetres unless otherwise stated. Floorplan measurements are approximate and are not to scale. Lot width is based on Designer facade and is to be used as a guide only and may change due to developer covenants and Local Authority guidelines. ©Coral Homes Pty Ltd. The copyright in this floorplan is owned by or licensed to Coral Homes Pty Ltd and may not be reproduced, copied or dealt with in any manner which infringes the exclusive rights of Coral Homes Pty Ltd as prescribed by the Copyright Act 1968, without the express written authorisation of Coral Homes Pty Ltd.

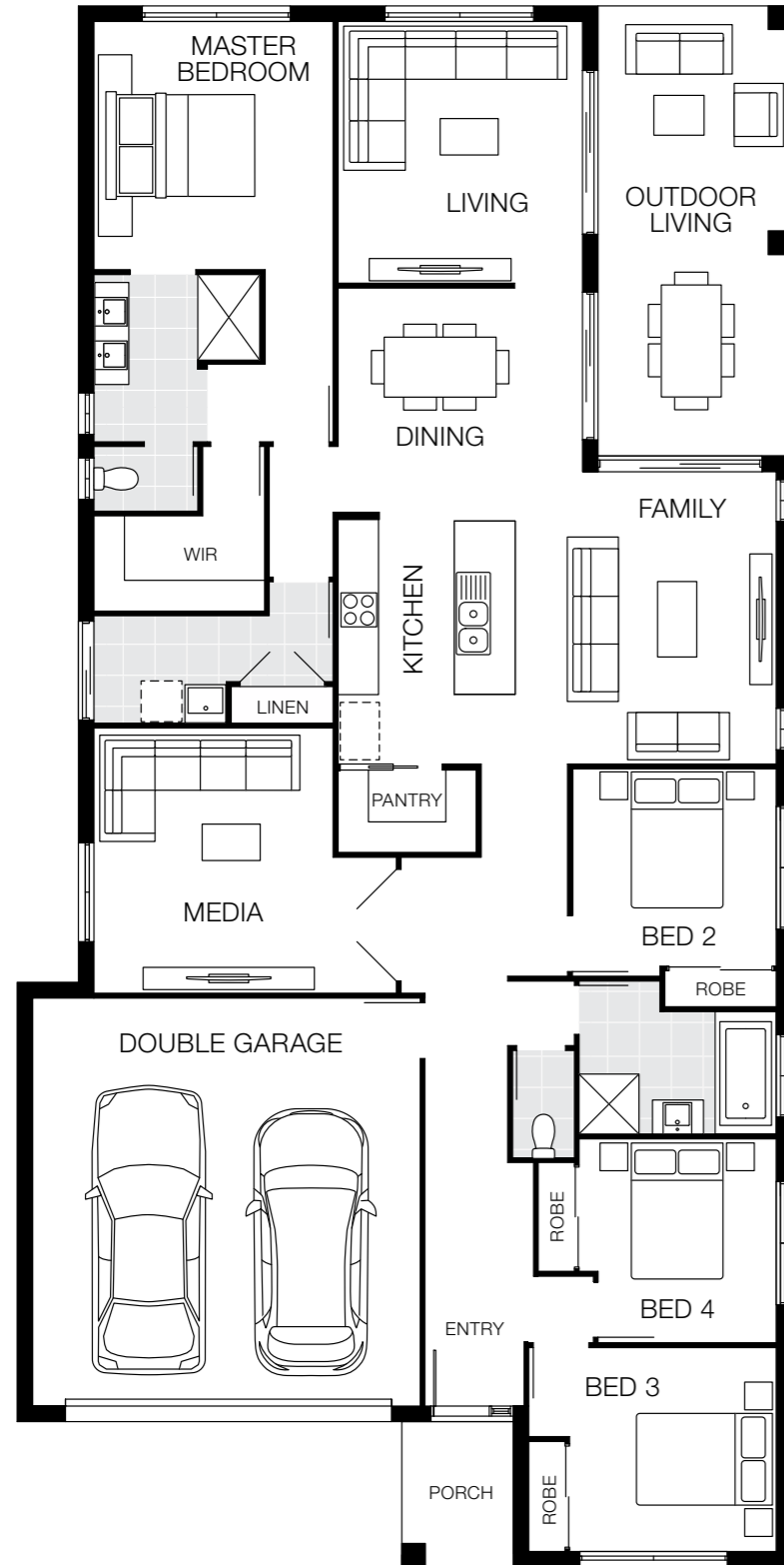
Floorplan based on Designer Facade. Floorplan is indicative only, conceptual in nature and subject to change. Floorplan may depict features and/or other products which are not included in the house design, not included in the house price and/or not available from Coral Homes. All measurements are in millimetres unless otherwise stated. Floorplan measurements are approximate and are not to scale. Lot width is based on Designer facade and is to be used as a guide only and may change due to developer covenants and Local Authority guidelines. ©Coral Homes Pty Ltd. The copyright in this floorplan is owned by or licensed to Coral Homes Pty Ltd and may not be reproduced, copied or dealt with in any manner which infringes the exclusive rights of Coral Homes Pty Ltd as prescribed by the Copyright Act 1968, without the express written authorisation of Coral Homes Pty Ltd.

On display

Milan 25 MKII

12.5m+ Lot Width

4 Bed 3 Living 2 Bath 2 Car



Bedrooms

Master Bedroom	3650 x 3520
Bed 2	2900 x 3000
Bed 3	3000 x 3040
Bed 4	3000 x 2900

Living Areas

Family	4300 x 3840
Dining	3000 x 3600
Living	3850 x 3600
Media	3900 x 3520
Outdoor Living	6620 x 2850

House Dimensions

House Length	22.96m
House Width	11.40m
House Area	236.71m ² (25.48sq)

Design Options Available

Mirror Rear

Additional costs may apply for design options.

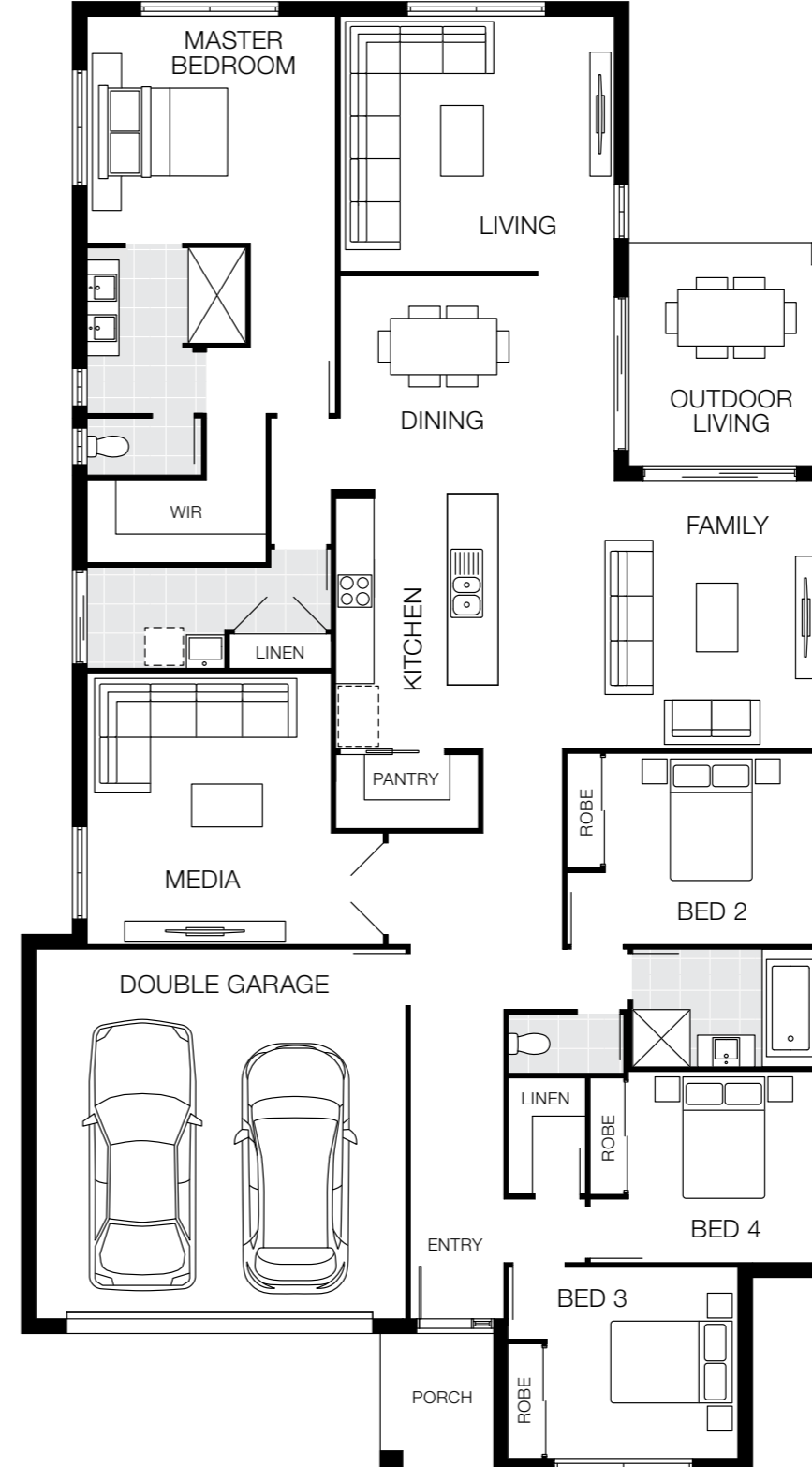
Award winning

On display

Milan 27

14m+ Lot Width

4 Bed 3 Living 2 Bath 2 Car



Bedrooms

Master Bedroom	3560 x 3900
Bed 2	3000 x 3360
Bed 3	3000 x 3000
Bed 4	3000 x 3000

Living Areas

Family	4210 x 4980
Dining	3350 x 4300
Living	4000 x 4300
Media	4270 x 3830
Outdoor Living	3500 x 3220

House Dimensions

House Length	23.08m
House Width	12.75m
House Area	254.14m ² (27.36sq)

Design Options Available

Grand Outdoor	<input checked="" type="checkbox"/>
Guest Bedroom	<input checked="" type="checkbox"/>
Mirror Bed-Bath	<input checked="" type="checkbox"/>
Living Dining	<input checked="" type="checkbox"/>

Additional costs may apply for design options.

Floorplan based on Designer Facade. Floorplan is indicative only, conceptual in nature and subject to change. Floorplan may depict features and/or other products which are not included in the house design, not included in the house price and/or not available from Coral Homes. All measurements are in millimetres unless otherwise stated. Floorplan measurements are approximate and are not to scale. Lot width is based on Designer facade and is to be used as a guide only and may change due to developer covenants and Local Authority guidelines. ©Coral Homes Pty Ltd. The copyright in this floorplan is owned by or licensed to Coral Homes Pty Ltd and may not be reproduced, copied or dealt with in any manner which infringes the exclusive rights of Coral Homes Pty Ltd as prescribed by the Copyright Act 1968, without the express written authorisation of Coral Homes Pty Ltd.

Floorplan based on Designer Facade. Floorplan is indicative only, conceptual in nature and subject to change. Floorplan may depict features and/or other products which are not included in the house design, not included in the house price and/or not available from Coral Homes. All measurements are in millimetres unless otherwise stated. Floorplan measurements are approximate and are not to scale. Lot width is based on Designer facade and is to be used as a guide only and may change due to developer covenants and Local Authority guidelines. ©Coral Homes Pty Ltd. The copyright in this floorplan is owned by or licensed to Coral Homes Pty Ltd and may not be reproduced, copied or dealt with in any manner which infringes the exclusive rights of Coral Homes Pty Ltd as prescribed by the Copyright Act 1968, without the express written authorisation of Coral Homes Pty Ltd.

Milan 25 MKII - Yarrabilba Display, Yarrabilba



Milan 25 MKII - Yarrabilba Display, Yarrabilba

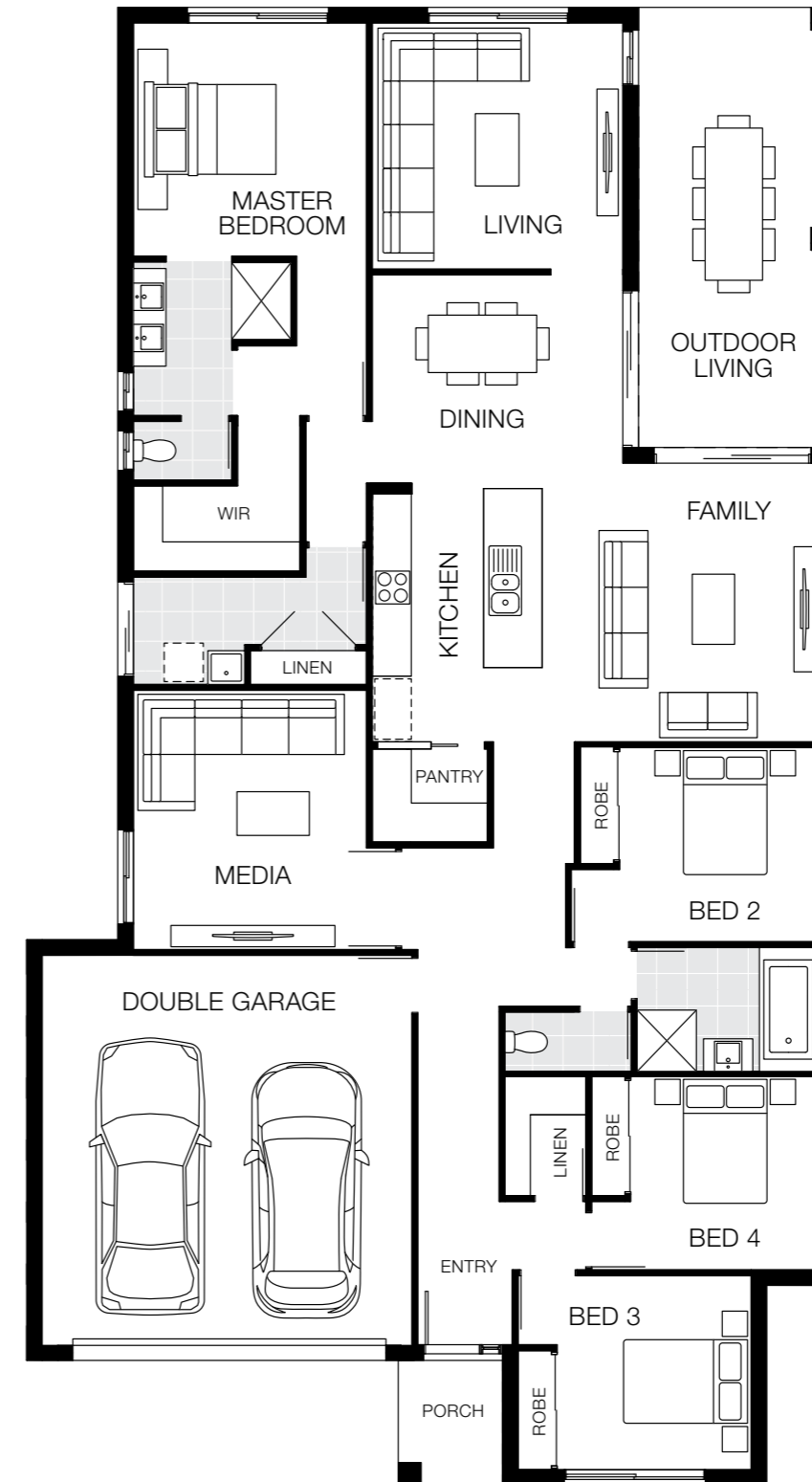


Single Storey - Traditional Lot

Milan 27 MKII

14m+ Lot Width

- 4 Bed
- 3 Living
- 2 Bath
- 2 Car



Bedrooms

Master Bedroom	3600 x 3600
Bed 2	3000 x 3070
Bed 3	3000 x 3000
Bed 4	2990 x 2900

Living Areas

Family	4300 x 4250
Dining	3290 x 3870
Living	3800 x 3870
Media	4000 x 4050
Outdoor Living	6760 x 3000

House Dimensions

House Length	22.70m
House Width	12.40m
House Area	247.31m ² (26.62sq)

Floorplan based on Designer Facade. Floorplan is indicative only, conceptual in nature and subject to change. Floorplan may depict features and/or other products which are not included in the house design, not included in the house price and/or not available from Coral Homes. All measurements are in millimetres unless otherwise stated. Floorplan measurements are approximate and are not to scale. Lot width is based on Designer facade and is to be used as a guide only and may change due to developer covenants and Local Authority guidelines. ©Coral Homes Pty Ltd. The copyright in this floorplan is owned by or licensed to Coral Homes Pty Ltd and may not be reproduced, copied or dealt with in any manner which infringes the exclusive rights of Coral Homes Pty Ltd as prescribed by the Copyright Act 1968, without the express written authorisation of Coral Homes Pty Ltd.

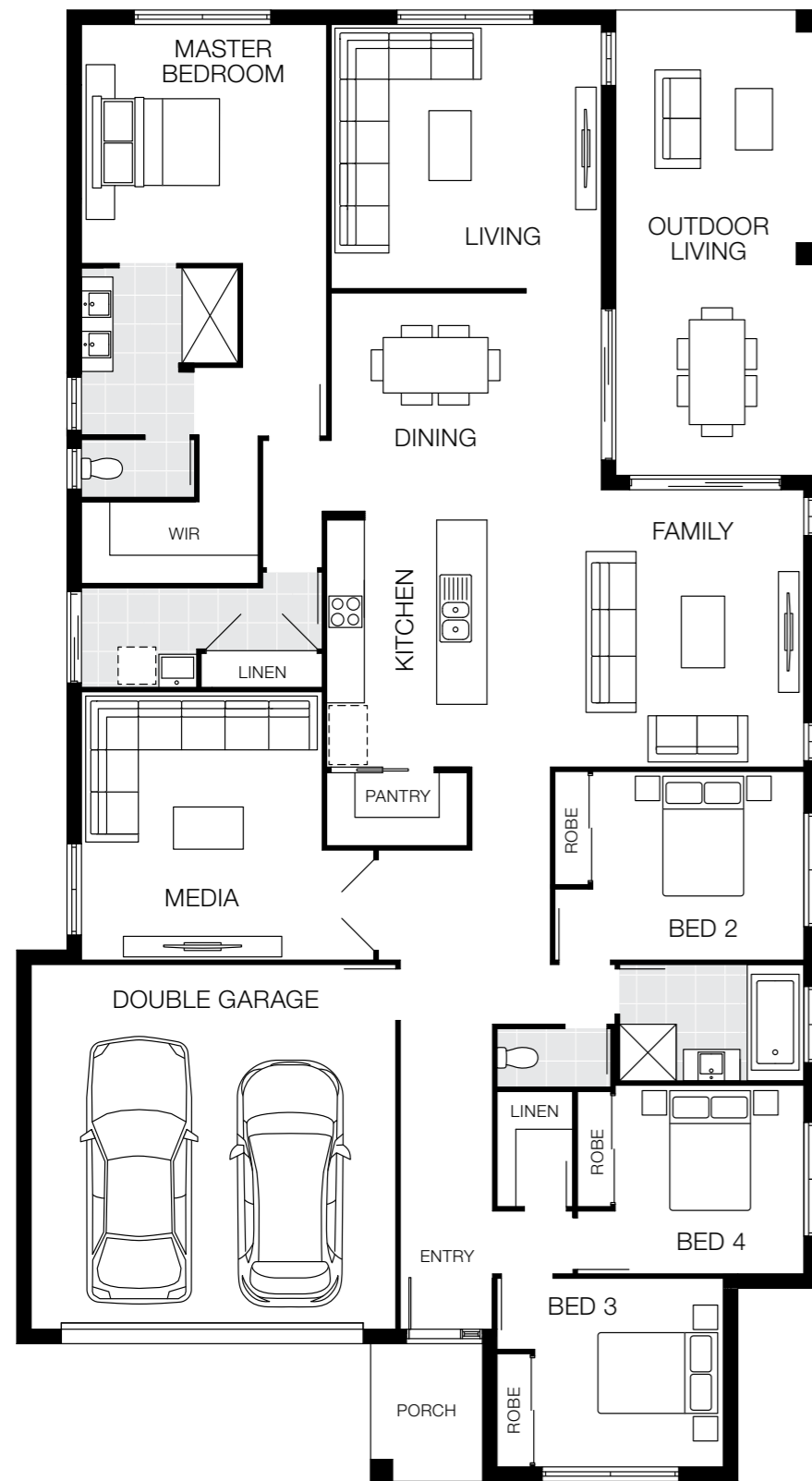
On display

Our most popular

Milan 29

14m+ Lot Width

4 Bed 3 Living 2 Bath 2 Car



Bedrooms

Master Bedroom	3800 x 3900
Bed 2	3000 x 3360
Bed 3	3000 x 3000
Bed 4	3000 x 3000

Living Areas

Family	4410 x 4980
Dining	3470 x 4300
Living	4200 x 4300
Media	4270 x 3830
Outdoor Living	7400 x 3220

House Dimensions

House Length	23.40m
House Width	12.75m
House Area	270.13m ² (29.08sq)

Design Options Available

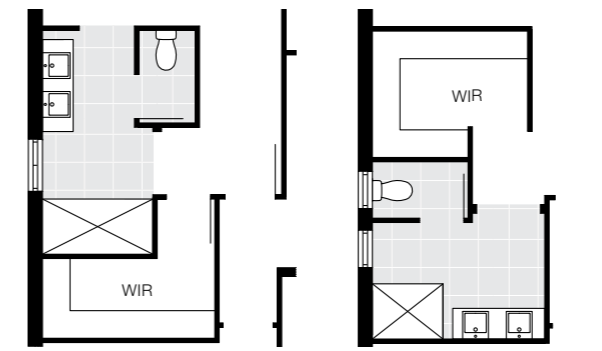
Walk-in Robe options	•
Guest Bed in lieu of Media	•
Mirror Rear	•

Additional costs may apply for design options.

Milan Design Options

14m+ Lot Width

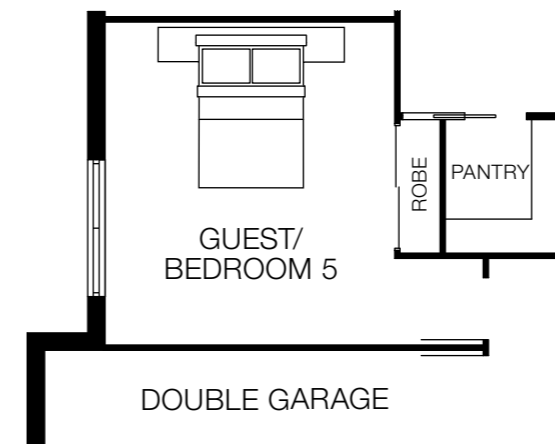
Walk-in Robe Options



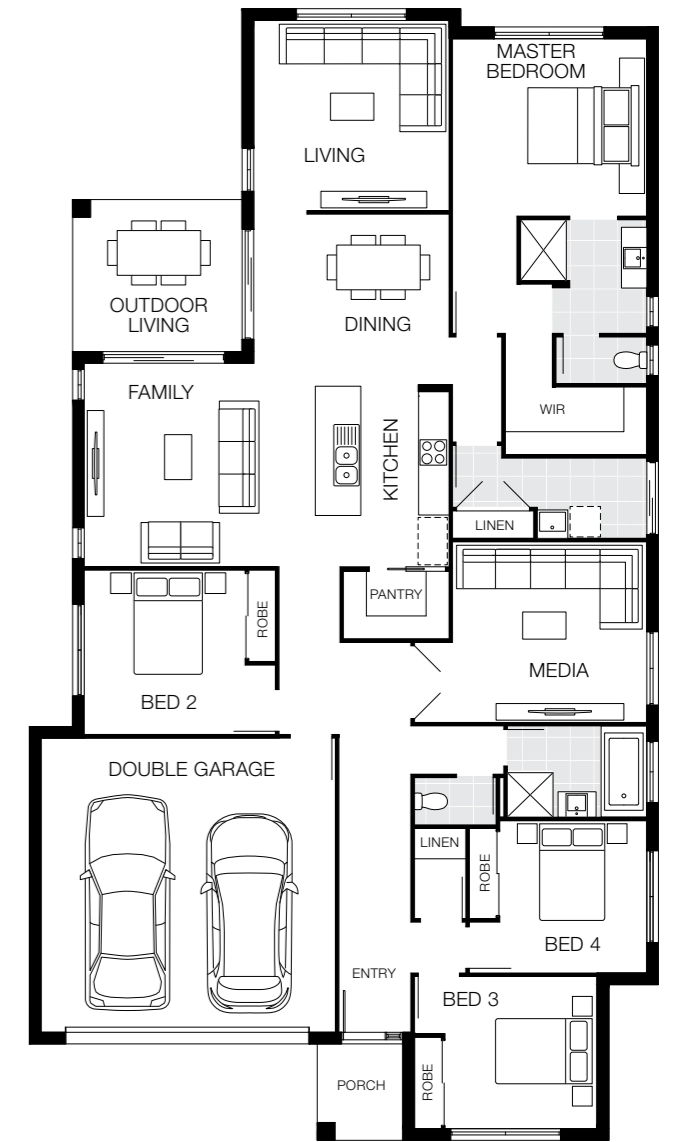
Option One

Option Two

Guest Bed in lieu of Media



Mirror Rear



Floorplan based on Designer Facade. Floorplan is indicative only, conceptual in nature and subject to change. Floorplan may depict features and/or other products which are not included in the house design, not included in the house price and/or not available from Coral Homes. All measurements are in millimetres unless otherwise stated. Floorplan measurements are approximate and are not to scale. Lot width is based on Designer facade and is to be used as a guide only and may change due to developer covenants and Local Authority guidelines. ©Coral Homes Pty Ltd. The copyright in this floorplan is owned by or licensed to Coral Homes Pty Ltd and may not be reproduced, copied or dealt with in any manner which infringes the exclusive rights of Coral Homes Pty Ltd as prescribed by the Copyright Act 1968, without the express written authorisation of Coral Homes Pty Ltd.

Design Options based on Milan 29 (Mirror Rear option based on Milan 25). These options are only available on certain home designs. Floorplans are indicative only, conceptual in nature and subject to change. Floorplans may depict features and/or other products which are not included in the house design, not included in the house price and/or not available from Coral Homes. ©Coral Homes Pty Ltd. The copyright in these floorplans are owned by or licensed to Coral Homes Pty Ltd and may not be reproduced, copied or dealt with in any manner which infringes the exclusive rights of Coral Homes Pty Ltd as prescribed by the Copyright Act 1968, without the express written authorisation of Coral Homes Pty Ltd.

Milan Facade Options

12.5m+ Lot Width



Facades based on Milan 23. Facades depict items such as homewares, furniture, landscaping and fencing that are not supplied by Coral Homes. Facades are indicative only, conceptual in nature and subject to change. Facades depict non-standard fixtures, features and finishes. Additional costs for timber decking, driveway, lighting, more than one colour and deep base paints, tiles, non-standard brick and off white mortar apply.

Facades based on Milan 23. Facades depict items such as homewares, furniture, landscaping and fencing that are not supplied by Coral Homes. Facades are indicative only, conceptual in nature and subject to change. Facades depict non-standard fixtures, features and finishes. Additional costs for timber decking, driveway, lighting, more than one colour and deep base paints, tiles, non-standard brick and off white mortar apply.

Milan Facade Options

14m+ Lot Width

Designer Facade



Hamptons Facade



Coastal Facade



Mornington Facade



East Hamptons Facade



Pavilion Facade




On display

Facades based on Milan 27. Facades depict items such as homewares, furniture, landscaping and fencing that are not supplied by Coral Homes. Facades are indicative only, conceptual in nature and subject to change. Facades depict non-standard fixtures, features and finishes. Additional costs for timber decking, driveway, lighting, more than one colour and deep base paints, tiles, non-standard brick and off white mortar apply.

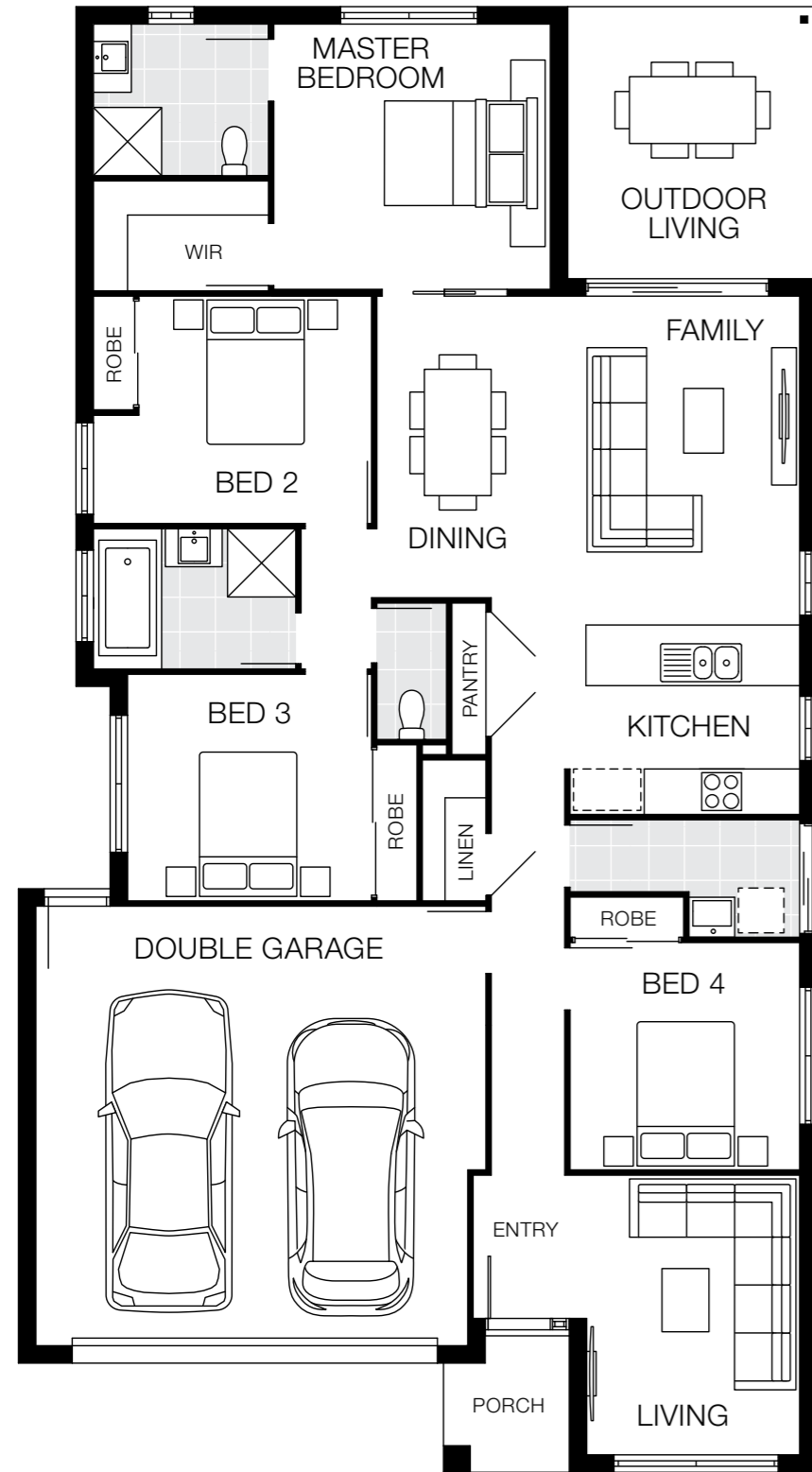
Facades based on Milan 27. Facades depict items such as homewares, furniture, landscaping and fencing that are not supplied by Coral Homes. Facades are indicative only, conceptual in nature and subject to change. Facades depict non-standard fixtures, features and finishes. Additional costs for timber decking, driveway, lighting, more than one colour and deep base paints, tiles, non-standard brick and off white mortar apply.

Montrose Series

The Montrose Series is specifically designed to fit on narrow 12m+ blocks of land with four different floorplans to choose from and a number of different facades to determine desired street appeal. Layouts feature four bedrooms, including a well-appointed master with ensuite and walk-in-robe, as well as spacious living quarters located at the rear of the home.



Montrose 20



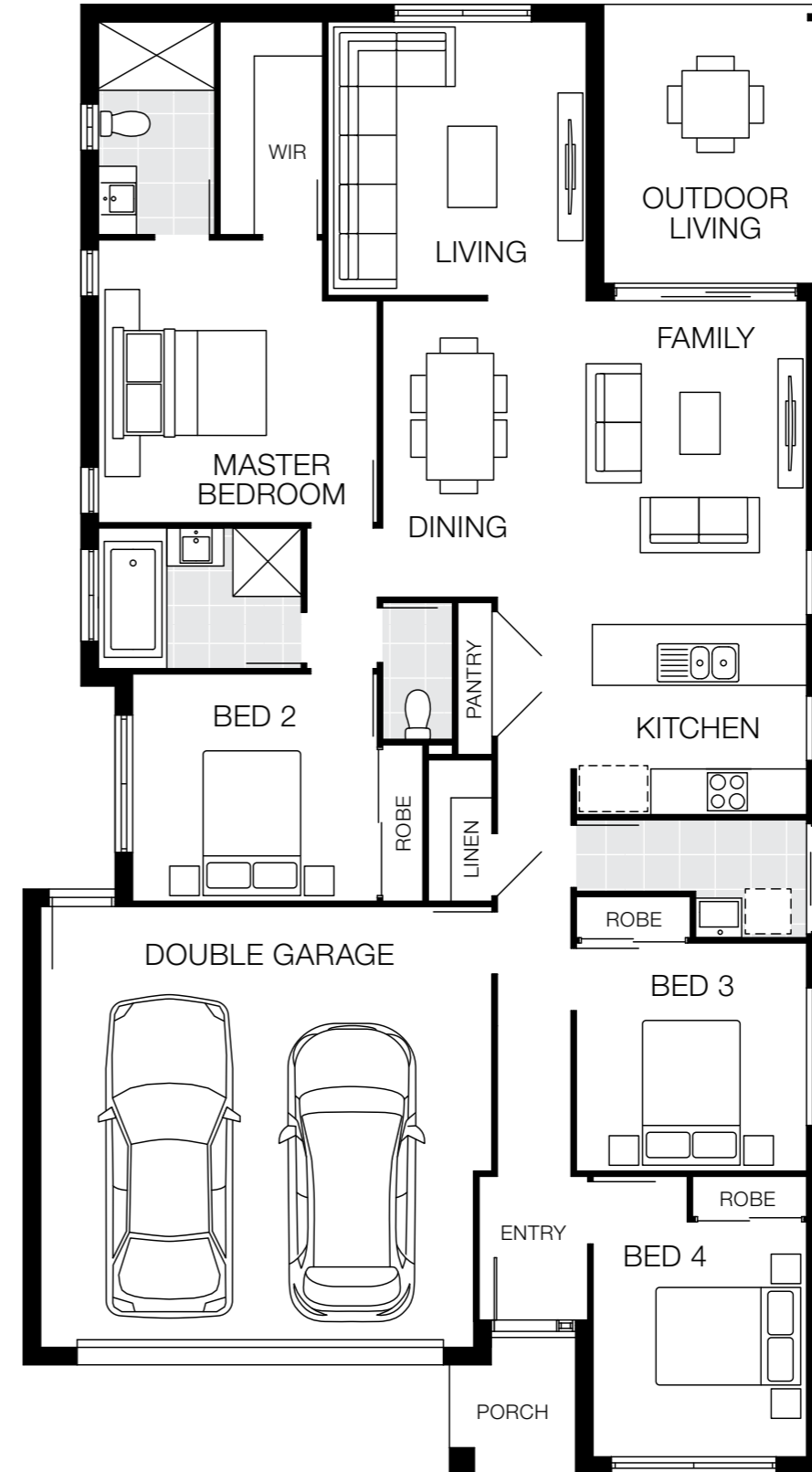
Our most popular

12m+ Lot Width

- 4 Bed
- 2 Living
- 2 Bath
- 2 Car

Bedrooms	
Master Bedroom	3500 x 3650
Bed 2	3000 x 3070
Bed 3	2990 x 3220
Bed 4	3000 x 3030
Living Areas	
Family	4340 x 3000
Dining	3980 x 2580
Living	3690 x 2810
Outdoor Living	3590 x 3290
House Dimensions	
House Length	19.34m
House Width	10.54m
House Area	185.72m ² (19.99sq)

Montrose 20 MKII



12m+ Lot Width

- 4 Bed
- 2 Living
- 2 Bath
- 2 Car

Bedrooms	
Master Bedroom	3720 x 3670
Bed 2	2990 x 3220
Bed 3	3000 x 3030
Bed 4	3090 x 2810
Living Areas	
Family	4160 x 3000
Dining	3900 x 2580
Living	3600 x 3400
Outdoor Living	3670 x 2900
House Dimensions	
House Length	19.34m
House Width	10.54m
House Area	185.72m ² (19.99sq)

Floorplan based on Designer Facade. Floorplan is indicative only, conceptual in nature and subject to change. Floorplan may depict features and/or other products which are not included in the house design, not included in the house price and/or not available from Coral Homes. All measurements are in millimetres unless otherwise stated. Floorplan measurements are approximate and are not to scale. Lot width is based on Designer facade and is to be used as a guide only and may change due to developer covenants and Local Authority guidelines. ©Coral Homes Pty Ltd. The copyright in this floorplan is owned by or licensed to Coral Homes Pty Ltd and may not be reproduced, copied or dealt with in any manner which infringes the exclusive rights of Coral Homes Pty Ltd as prescribed by the Copyright Act 1968, without the express written authorisation of Coral Homes Pty Ltd.

Floorplan based on Designer Facade. Floorplan is indicative only, conceptual in nature and subject to change. Floorplan may depict features and/or other products which are not included in the house design, not included in the house price and/or not available from Coral Homes. All measurements are in millimetres unless otherwise stated. Floorplan measurements are approximate and are not to scale. Lot width is based on Designer facade and is to be used as a guide only and may change due to developer covenants and Local Authority guidelines. ©Coral Homes Pty Ltd. The copyright in this floorplan is owned by or licensed to Coral Homes Pty Ltd and may not be reproduced, copied or dealt with in any manner which infringes the exclusive rights of Coral Homes Pty Ltd as prescribed by the Copyright Act 1968, without the express written authorisation of Coral Homes Pty Ltd.

Montrose Facade Options

12m+ Lot Width

Designer Facade



Pavilion Facade



Coastal Facade



Shoreline Facade



Mornington Facade



Southampton Facade



Facades based on Montrose 20 MKII. Facades depict items such as homewares, furniture, landscaping and fencing that are not supplied by Coral Homes. Facades are indicative only, conceptual in nature and subject to change. Facades depict non-standard fixtures, features and finishes. Additional costs for timber decking, driveway, lighting, more than one colour and deep base paints, tiles, non-standard brick and off white mortar apply.

Facades based on Montrose 20 MKII. Facades depict items such as homewares, furniture, landscaping and fencing that are not supplied by Coral Homes. Facades are indicative only, conceptual in nature and subject to change. Facades depict non-standard fixtures, features and finishes. Additional costs for timber decking, driveway, lighting, more than one colour and deep base paints, tiles, non-standard brick and off white mortar apply.

Noosa Series

Welcome to the Noosa Series. Designed to suit narrow and traditional lots of 12m+ in width, choose from nine available floorplans and many different facades for maximum street appeal.

Award
winning

On
display

Noosa 23 MKII - Yarrabilba Display, Yarrabilba



Scan to view series

Noosa 23 MKII - Yarrabilba Display, Yarrabilba



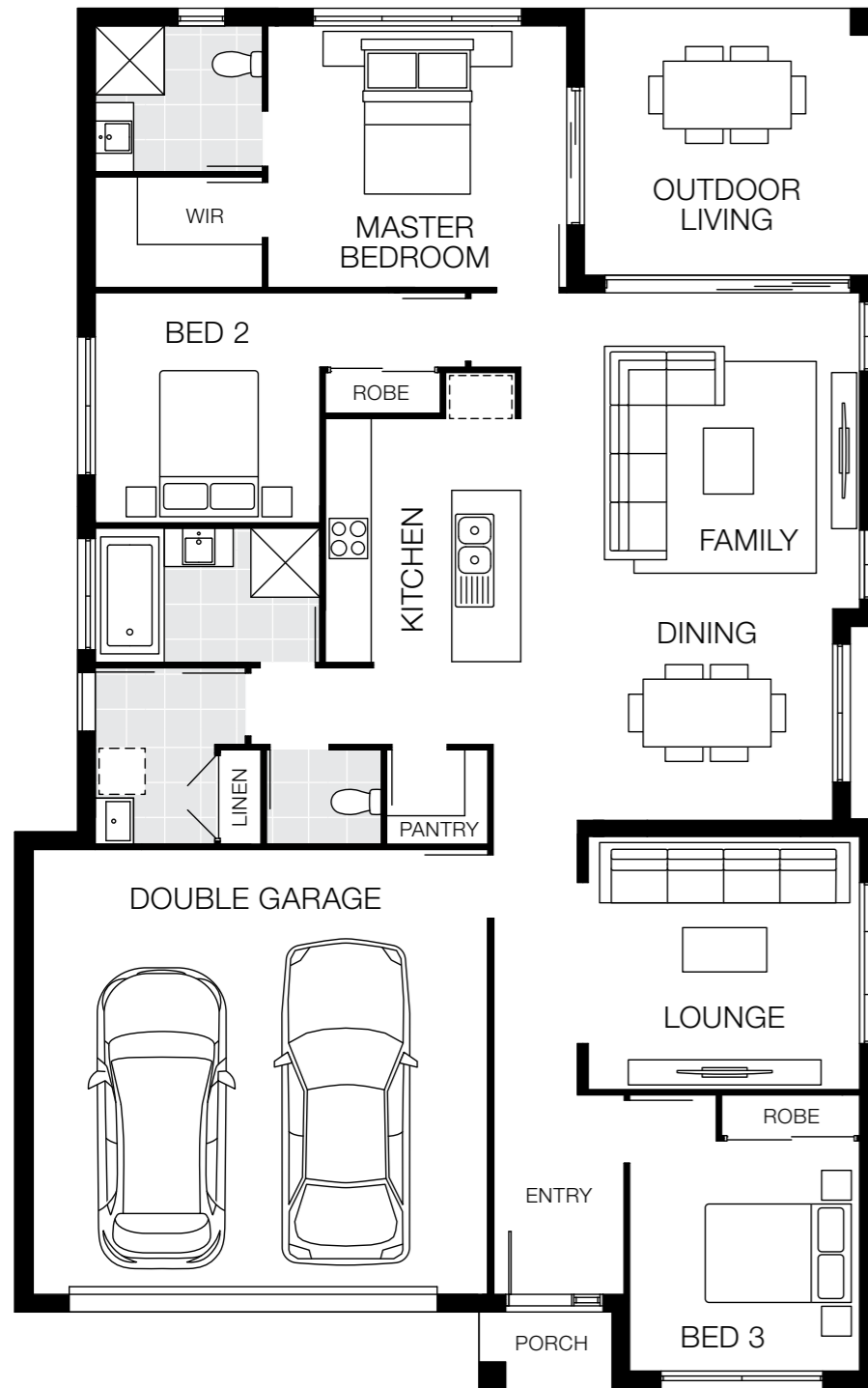
Noosa 23 MKII - Yarrabilba Display, Yarrabilba



Noosa 20

12.5m+ Lot Width

3 Bed 2 Living 2 Bath 2 Car



Bedrooms

Master Bedroom	3410 x 3900
Bed 2	3000 x 2930
Bed 3	3000 x 3000

Living Areas

Family	4120 x 4420
Dining	2900 x 4420
Lounge	3300 x 3540
Outdoor Living	3480 x 3820

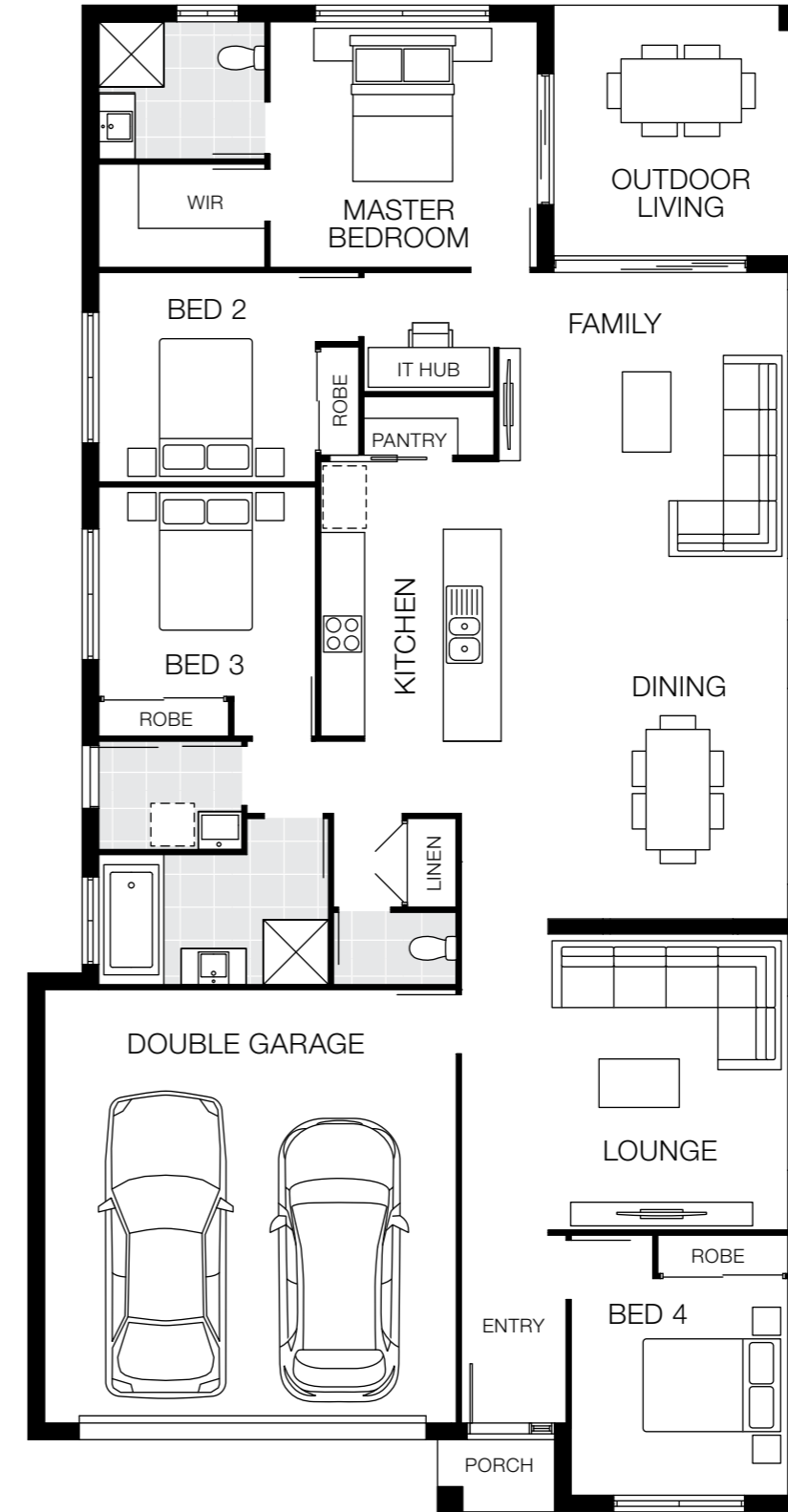
House Dimensions

House Length	18.00m
House Width	11.25m
House Area	187.64m ² (20.20sq)

Noosa 22

12m+ Lot Width

4 Bed 2 Living 2 Bath 2 Car



Bedrooms

Master Bedroom	3400 x 3700
Bed 2	2900 x 3000
Bed 3	2900 x 3000
Bed 4	3000 x 3000

Living Areas

Family	5000 x 4000
Dining	3950 x 3870
Lounge	4100 x 3320
Outdoor Living	3470 x 3470

House Dimensions

House Length	20.86m
House Width	10.75m
House Area	208.52m ² (22.44sq)

Floorplan based on Designer Facade. Floorplan is indicative only, conceptual in nature and subject to change. Floorplan may depict features and/or other products which are not included in the house design, not included in the house price and/or not available from Coral Homes. All measurements are in millimetres unless otherwise stated. Floorplan measurements are approximate and are not to scale. Lot width is based on Designer facade and is to be used as a guide only and may change due to developer covenants and Local Authority guidelines. ©Coral Homes Pty Ltd. The copyright in this floorplan is owned by or licensed to Coral Homes Pty Ltd and may not be reproduced, copied or dealt with in any manner which infringes the exclusive rights of Coral Homes Pty Ltd as prescribed by the Copyright Act 1968, without the express written authorisation of Coral Homes Pty Ltd.

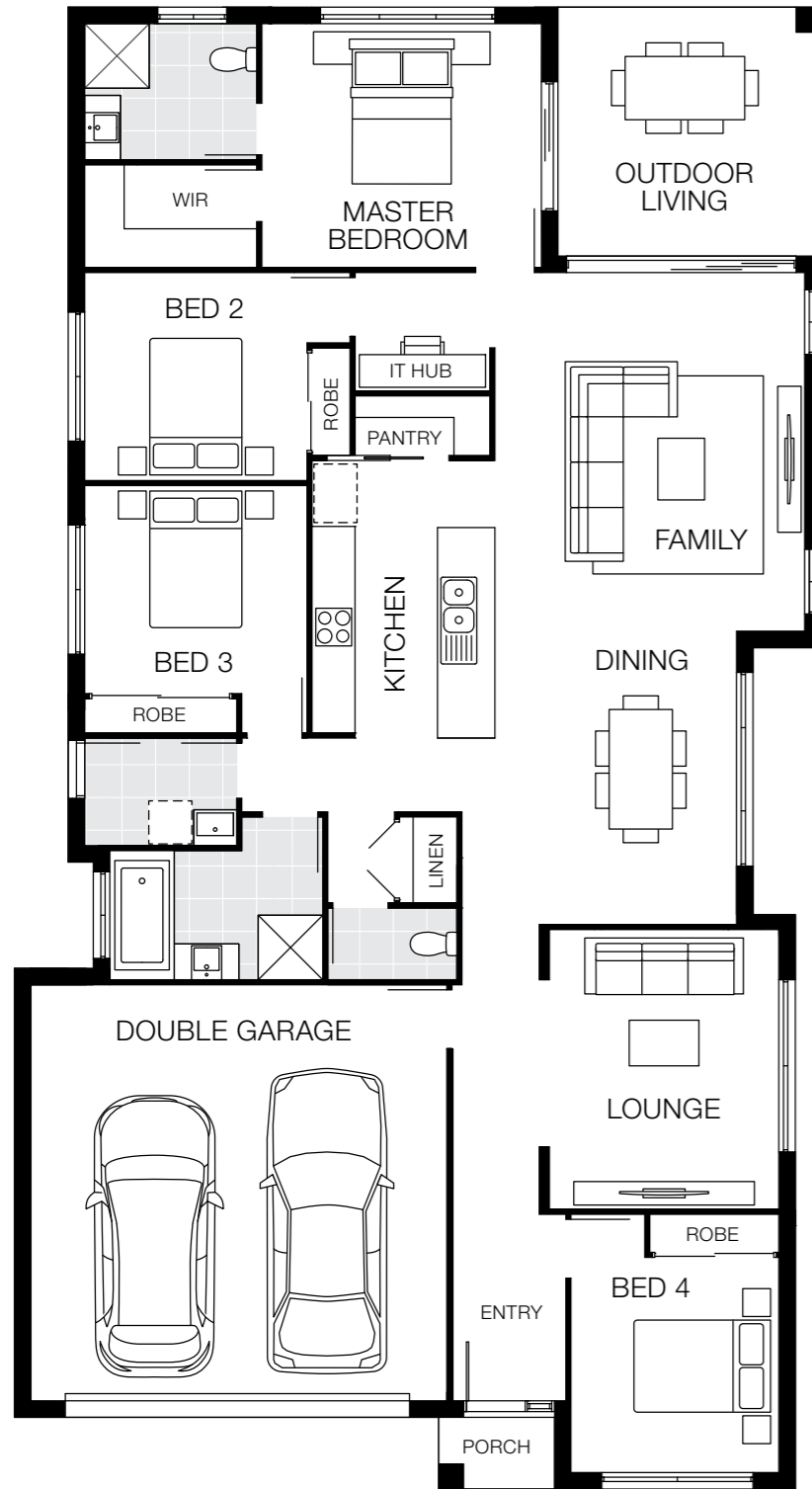
Floorplan based on Designer Facade. Floorplan is indicative only, conceptual in nature and subject to change. Floorplan may depict features and/or other products which are not included in the house design, not included in the house price and/or not available from Coral Homes. All measurements are in millimetres unless otherwise stated. Floorplan measurements are approximate and are not to scale. Lot width is based on Designer facade and is to be used as a guide only and may change due to developer covenants and Local Authority guidelines. ©Coral Homes Pty Ltd. The copyright in this floorplan is owned by or licensed to Coral Homes Pty Ltd and may not be reproduced, copied or dealt with in any manner which infringes the exclusive rights of Coral Homes Pty Ltd as prescribed by the Copyright Act 1968, without the express written authorisation of Coral Homes Pty Ltd.

On display

Noosa 23

12.5m+ Lot Width

4 Bed 2 Living 2 Bath 2 Car



Bedrooms

Master Bedroom	3400 x 3900
Bed 2	2900 x 3100
Bed 3	2900 x 3100
Bed 4	3000 x 2900

Living Areas

Family	5000 x 4320
Dining	4090 x 3830
Lounge	3900 x 3200
Outdoor Living	3470 x 3670

House Dimensions

House Length	20.66m
House Width	11.25m
House Area	210.04m ² (22.60sq)

Floorplan based on Designer Facade. Floorplan is indicative only, conceptual in nature and subject to change. Floorplan may depict features and/or other products which are not included in the house design, not included in the house price and/or not available from Coral Homes. All measurements are in millimetres unless otherwise stated. Floorplan measurements are approximate and are not to scale. Lot width is based on Designer facade and is to be used as a guide only and may change due to developer covenants and Local Authority guidelines. ©Coral Homes Pty Ltd. The copyright in this floorplan is owned by or licensed to Coral Homes Pty Ltd and may not be reproduced, copied or dealt with in any manner which infringes the exclusive rights of Coral Homes Pty Ltd as prescribed by the Copyright Act 1968, without the express written authorisation of Coral Homes Pty Ltd.

Award winning

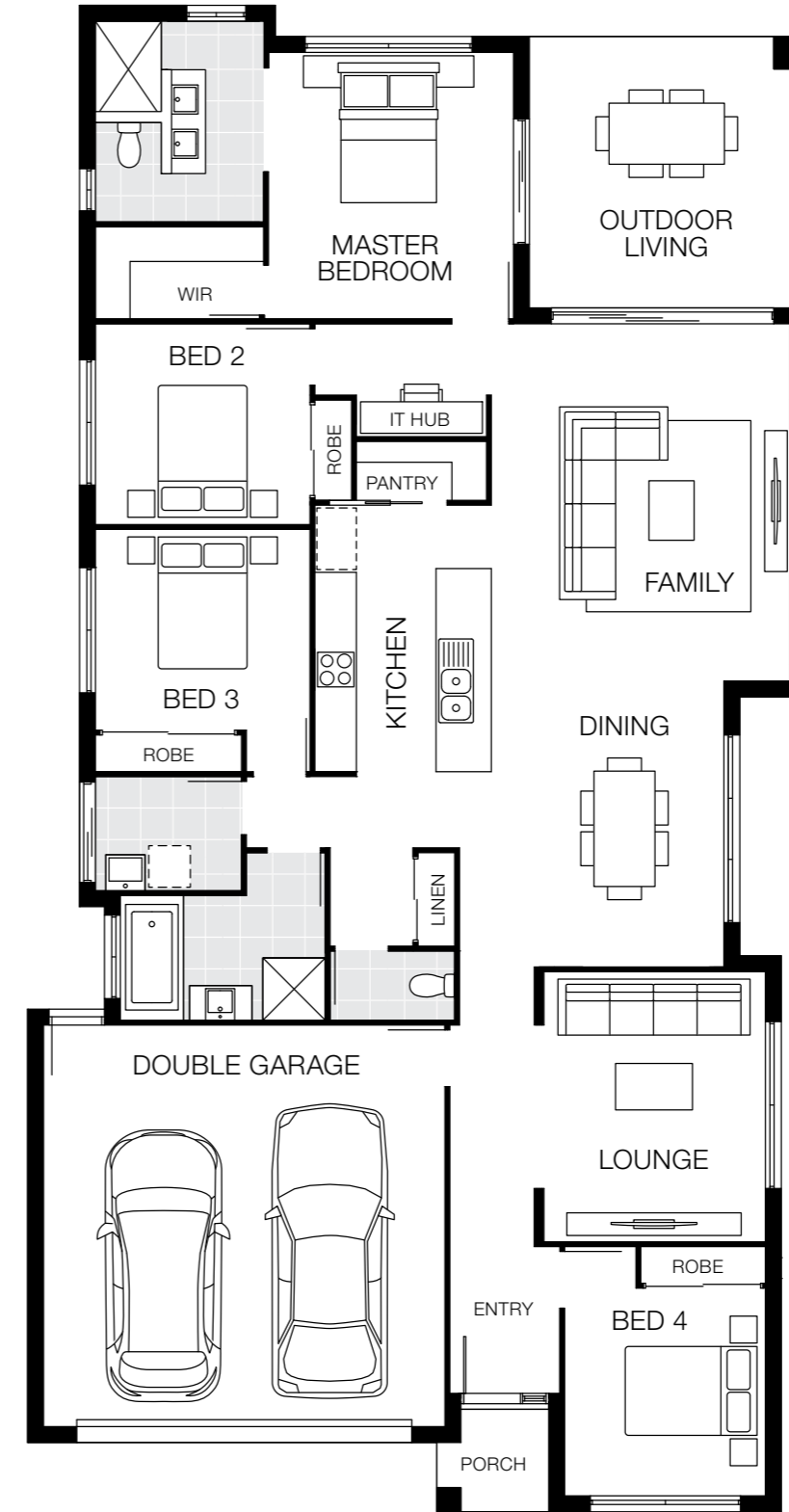
On display

Our most popular

Noosa 23 MKII

12.5m+ Lot Width

4 Bed 2 Living 2 Bath 2 Car



Bedrooms

Master Bedroom	3850 x 3600
Bed 2	2900 x 3100
Bed 3	2900 x 3100
Bed 4	3000 x 2900

Living Areas

Family	5160 x 4320
Dining	4130 x 3820
Lounge	3900 x 3200
Outdoor Living	3920 x 4000

House Dimensions





House Length	21.76m
House Width	11.25m
House Area	218.08m ² (23.50sq)

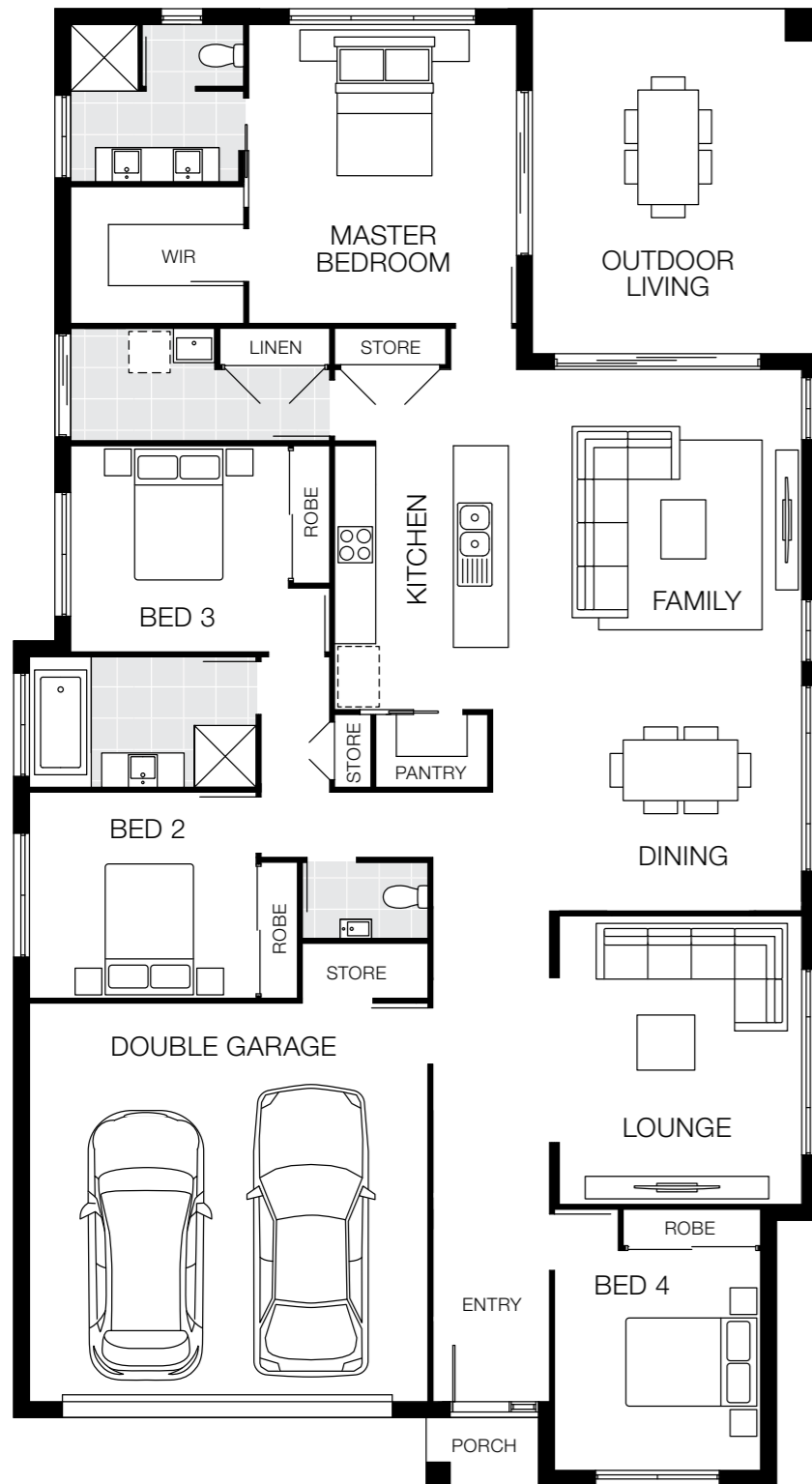
Floorplan based on Designer Facade. Floorplan is indicative only, conceptual in nature and subject to change. Floorplan may depict features and/or other products which are not included in the house design, not included in the house price and/or not available from Coral Homes. All measurements are in millimetres unless otherwise stated. Floorplan measurements are approximate and are not to scale. Lot width is based on Designer facade and is to be used as a guide only and may change due to developer covenants and Local Authority guidelines. ©Coral Homes Pty Ltd. The copyright in this floorplan is owned by or licensed to Coral Homes Pty Ltd and may not be reproduced, copied or dealt with in any manner which infringes the exclusive rights of Coral Homes Pty Ltd as prescribed by the Copyright Act 1968, without the express written authorisation of Coral Homes Pty Ltd.

On display

Noosa 25

15m⁺ Lot Width

 4 Bed
  2 Living
  2 Bath
  2 Car



Bedrooms

Master Bedroom	4350 x 3900
Bed 2	3000 x 3300
Bed 3	3000 x 3170
Bed 4	3200 x 3000

Living Areas

Family	3870 x 4150
Dining	3870 x 4150
Lounge	4200 x 3530
Outdoor Living	5020 x 4150





House Dimensions

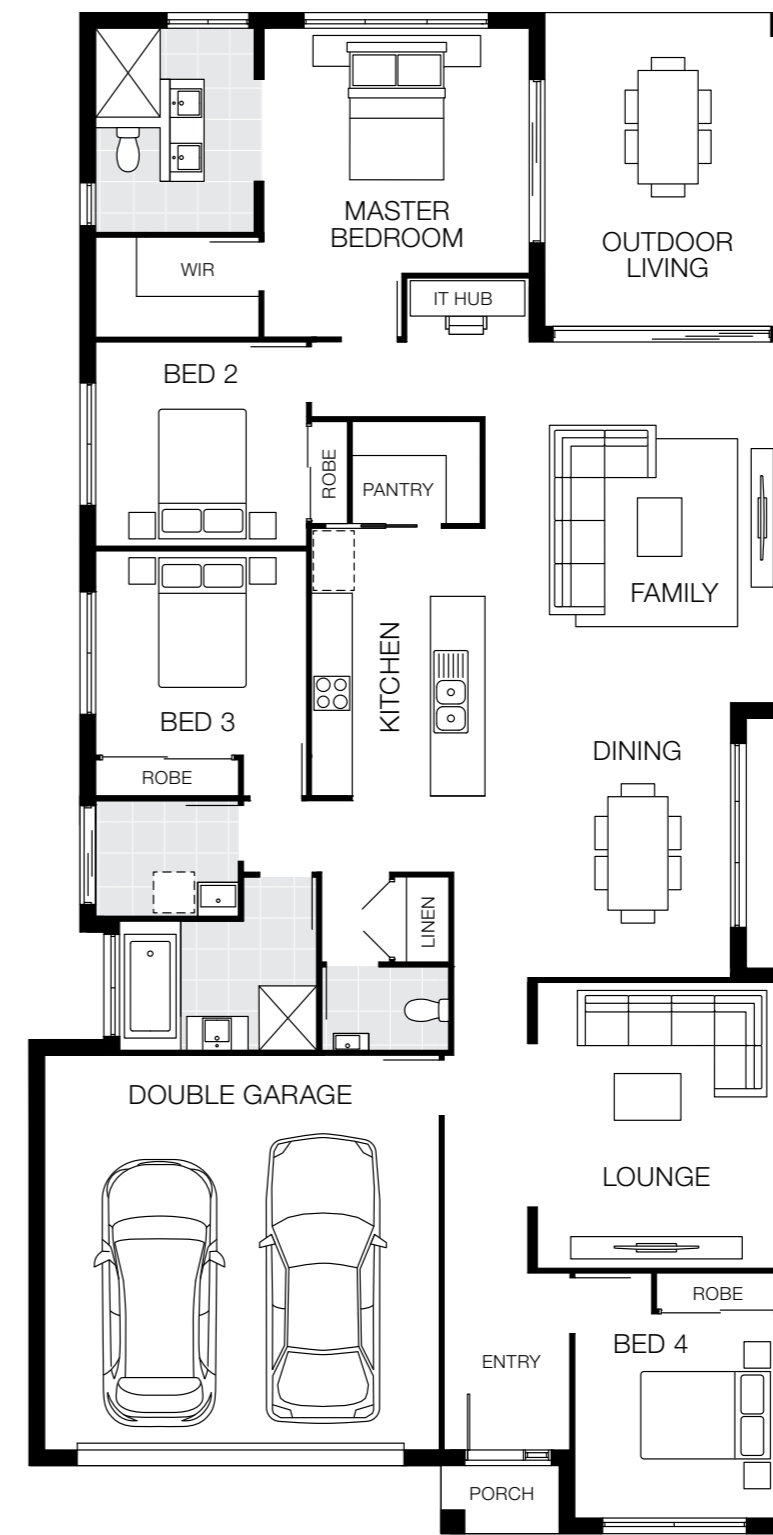
House Length	21.50m
House Width	11.70m
House Area	237.70m ² (25.57sq)

On display

Noosa 25 MKII

12.5m⁺ Lot Width

 4 Bed
  2 Living
  2 Bath
  2 Car



Bedrooms

Master Bedroom	3600 x 3900
Bed 2	3000 x 3100
Bed 3	3000 x 3100
Bed 4	3000 x 3000

Living Areas

Family	5300 x 4320
Dining	4040 x 4000
Lounge	4200 x 3550
Outdoor Living	4610 x 3670

House Dimensions

House Length	22.35m
House Width	11.25m
House Area	231.40m ² (24.90sq)

Noosa 23 MKII - Yarrabilba Display, Yarrabilba



Noosa 23 MKII - Yarrabilba Display, Yarrabilba



Single Storey - Traditional Lot

Noosa 28 MKIII

14m+ Lot Width

- 4 Bed
- 3 Living
- 2 Bath
- 2 Car



Bedrooms	
Master Bedroom	4130 x 3800
Bed 2	3050 x 3080
Bed 3	3000 x 3350
Bed 4	3000 x 3950

Living Areas	
Family	4800 x 4900
Dining	3860 x 4420
Living	4000 x 4250
Media	3800 x 3650
Outdoor Living	4200 x 4570

House Dimensions	
House Length	23.53m
House Width	12.25m
House Area	265.46m ² (28.57sq)

Floorplan based on Designer Facade. Floorplan is indicative only, conceptual in nature and subject to change. Floorplan may depict features and/or other products which are not included in the house design, not included in the house price and/or not available from Coral Homes. All measurements are in millimetres unless otherwise stated. Floorplan measurements are approximate and are not to scale. Lot width is based on Designer facade and is to be used as a guide only and may change due to developer covenants and Local Authority guidelines. ©Coral Homes Pty Ltd. The copyright in this floorplan is owned by or licensed to Coral Homes Pty Ltd and may not be reproduced, copied or dealt with in any manner which infringes the exclusive rights of Coral Homes Pty Ltd as prescribed by the Copyright Act 1968, without the express written authorisation of Coral Homes Pty Ltd.

Noosa Facade Options

12.5m+ Lot Width



Facades based on Noosa 23 MKII. Facades depict items such as homewares, furniture, landscaping and fencing that are not supplied by Coral Homes. Facades are indicative only, conceptual in nature and subject to change. Facades depict non-standard fixtures, features and finishes. Additional costs for timber decking, driveway, lighting, more than one colour and deep base paints, tiles, non-standard brick and off white mortar apply.

Facades based on Noosa 23 MKII. Facades depict items such as homewares, furniture, landscaping and fencing that are not supplied by Coral Homes. Facades are indicative only, conceptual in nature and subject to change. Facades depict non-standard fixtures, features and finishes. Additional costs for timber decking, driveway, lighting, more than one colour and deep base paints, tiles, non-standard brick and off white mortar apply.

Noosaville Series

Designed to suit 12m+ lot widths, the Noosaville Series has something for everyone. There are seven well-considered floorplans to suit growing families and a number of facade options to add desired street appeal. The Noosaville series provides relaxed, functional living with great features such as a study nook, walk-in robes in most bedrooms and two living rooms.

Award winning

On display

Noosaville 23 - Harmony Display, Palmview




Scan to view series

Noosaville 23 - Harmony Display, Palmview



Noosaville 23 - Harmony Display, Palmview







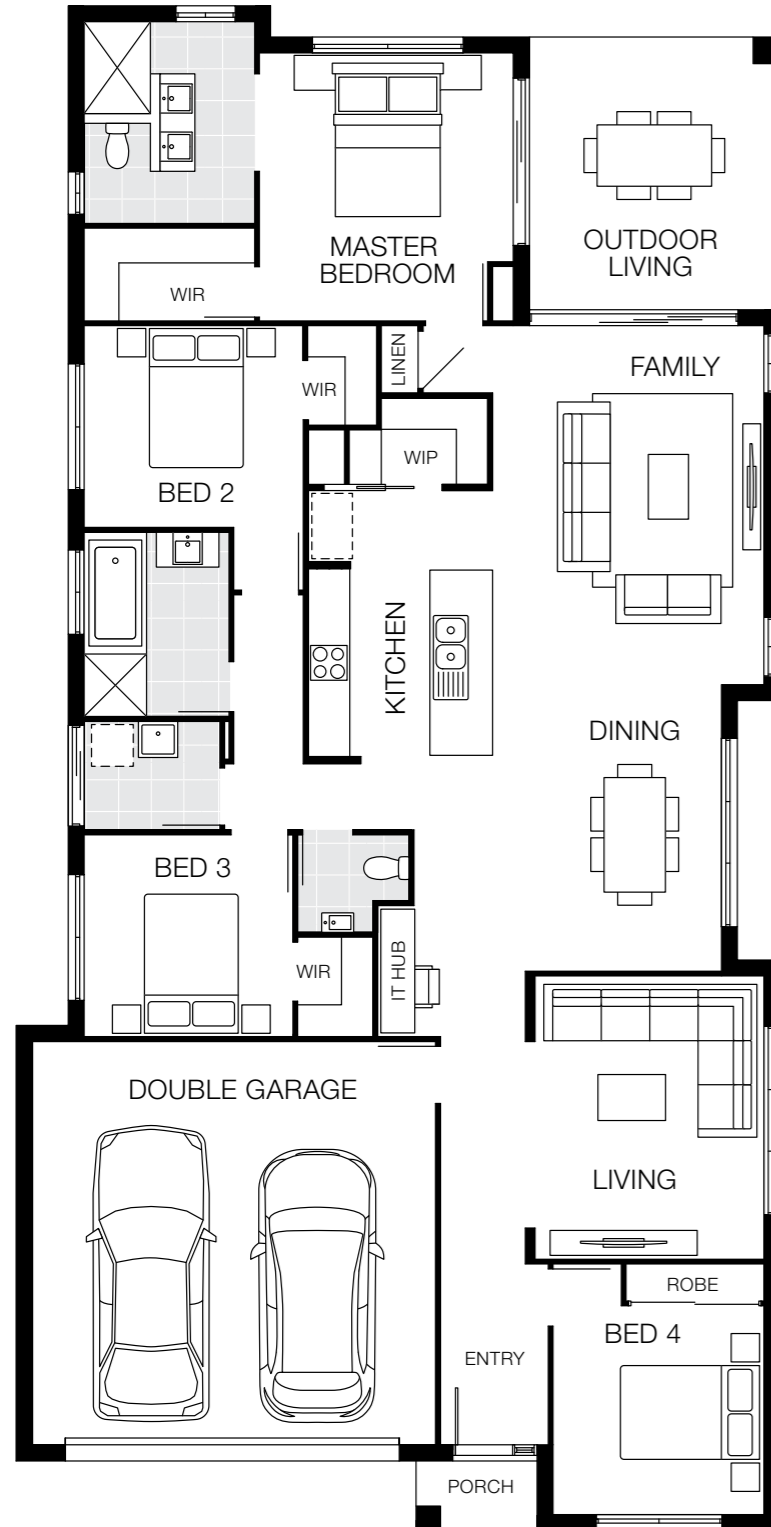
On display

Our most popular

Noosaville 23

12.5m+ Lot Width

- 
4 Bed
- 
2 Living
- 
2 Bath
- 
2 Car



Bedrooms

Master Bedroom	3850 x 3650
Bed 2	2900 x 3150
Bed 3	2900 x 3000
Bed 4	3000 x 3030

Living Areas





Family	5160 x 3890
Dining	4120 x 3290
Living	4070 x 3290
Outdoor Living	3920 x 3600

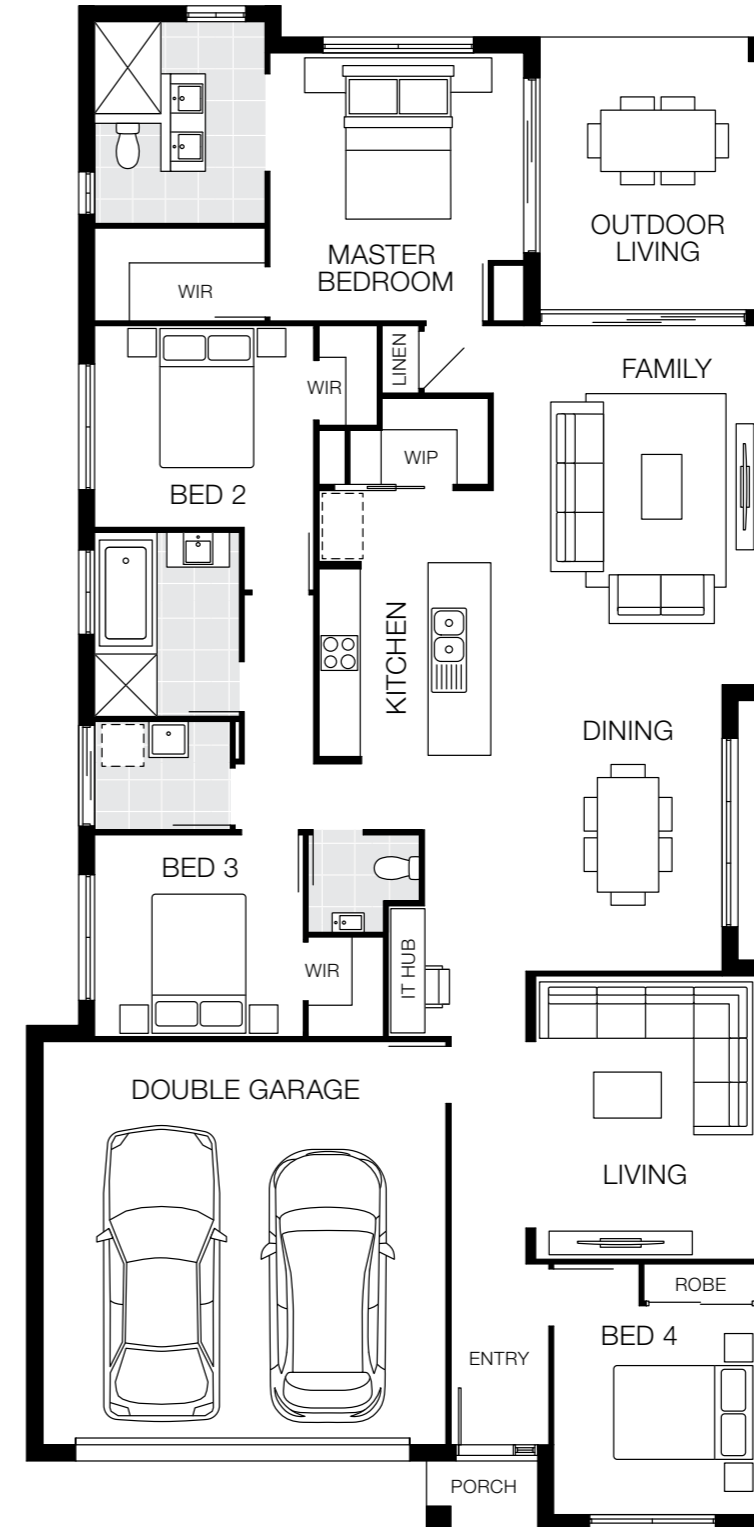
House Dimensions

House Length	21.92m
House Width	10.98m
House Area	218.37m ² (23.51sq)

Noosaville 23 MKII

12m+ Lot Width

- 
4 Bed
- 
2 Living
- 
2 Bath
- 
2 Car



Bedrooms

Master Bedroom	3850 x 3650
Bed 2	2900 x 3150
Bed 3	2900 x 3000
Bed 4	3000 x 2910

Living Areas

Family	5160 x 3810
Dining	4120 x 3330
Living	4070 x 3170
Outdoor Living	3920 x 3370

House Dimensions

House Length	21.92m
House Width	10.75m
House Area	213.91m ² (23.03sq)

Floorplan based on Designer Facade. Floorplan is indicative only, conceptual in nature and subject to change. Floorplan may depict features and/or other products which are not included in the house design, not included in the house price and/or not available from Coral Homes. All measurements are in millimetres unless otherwise stated. Floorplan measurements are approximate and are not to scale. Lot width is based on Designer facade and is to be used as a guide only and may change due to developer covenants and Local Authority guidelines. ©Coral Homes Pty Ltd. The copyright in this floorplan is owned by or licensed to Coral Homes Pty Ltd and may not be reproduced, copied or dealt with in any manner which infringes the exclusive rights of Coral Homes Pty Ltd as prescribed by the Copyright Act 1968, without the express written authorisation of Coral Homes Pty Ltd.

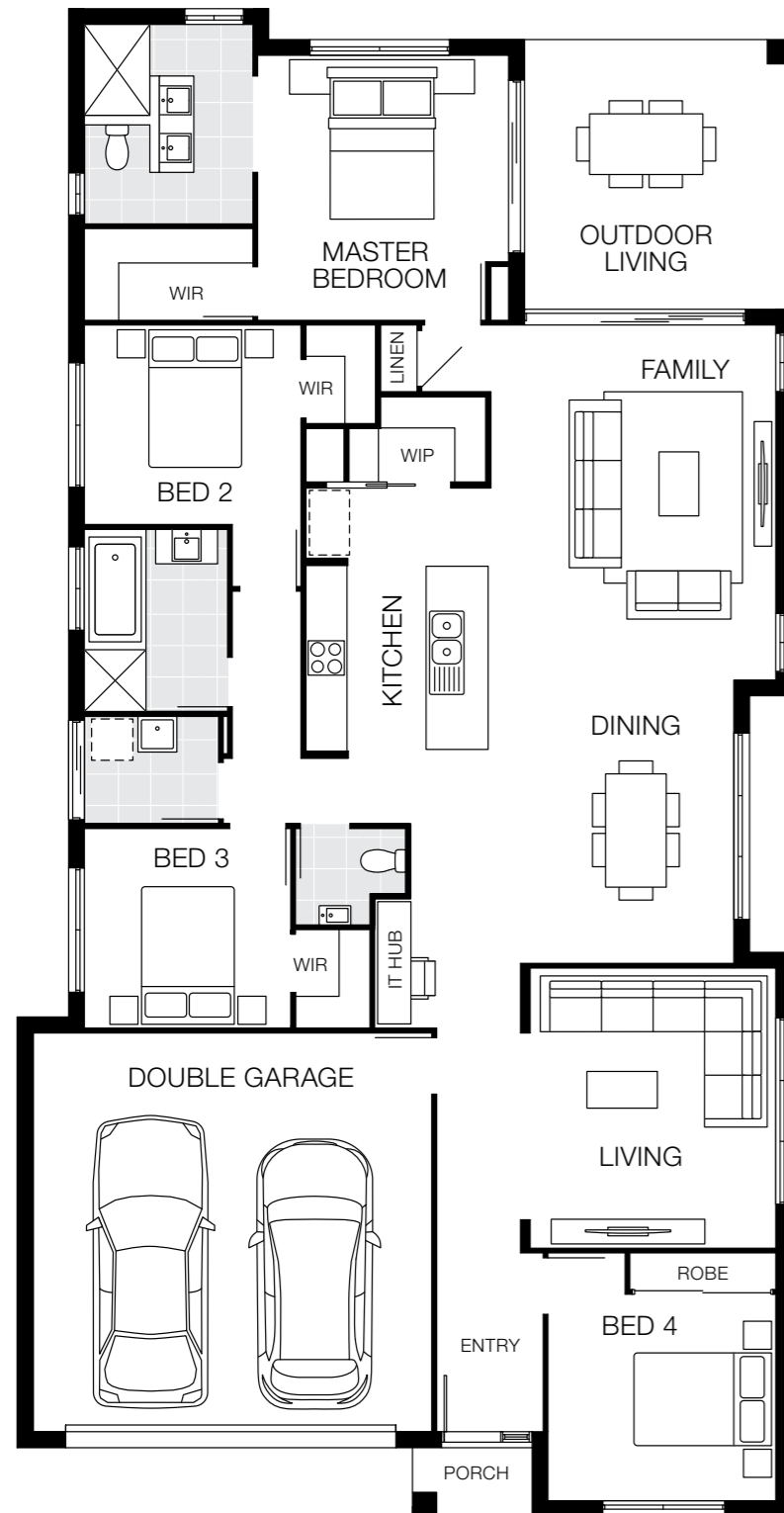
Floorplan based on Designer Facade. Floorplan is indicative only, conceptual in nature and subject to change. Floorplan may depict features and/or other products which are not included in the house design, not included in the house price and/or not available from Coral Homes. All measurements are in millimetres unless otherwise stated. Floorplan measurements are approximate and are not to scale. Lot width is based on Designer facade and is to be used as a guide only and may change due to developer covenants and Local Authority guidelines. ©Coral Homes Pty Ltd. The copyright in this floorplan is owned by or licensed to Coral Homes Pty Ltd and may not be reproduced, copied or dealt with in any manner which infringes the exclusive rights of Coral Homes Pty Ltd as prescribed by the Copyright Act 1968, without the express written authorisation of Coral Homes Pty Ltd.

On display

Noosaville 24

12.5m+ Lot Width

4 Bed 2 Living 2 Bath 2 Car



Bedrooms

Master Bedroom	3850 x 3650
Bed 2	2900 x 3150
Bed 3	3000 x 3200
Bed 4	3000 x 3300

Living Areas

Family	5160 x 4160
Dining	4120 x 3560
Living	4070 x 3560
Outdoor Living	3920 x 3870

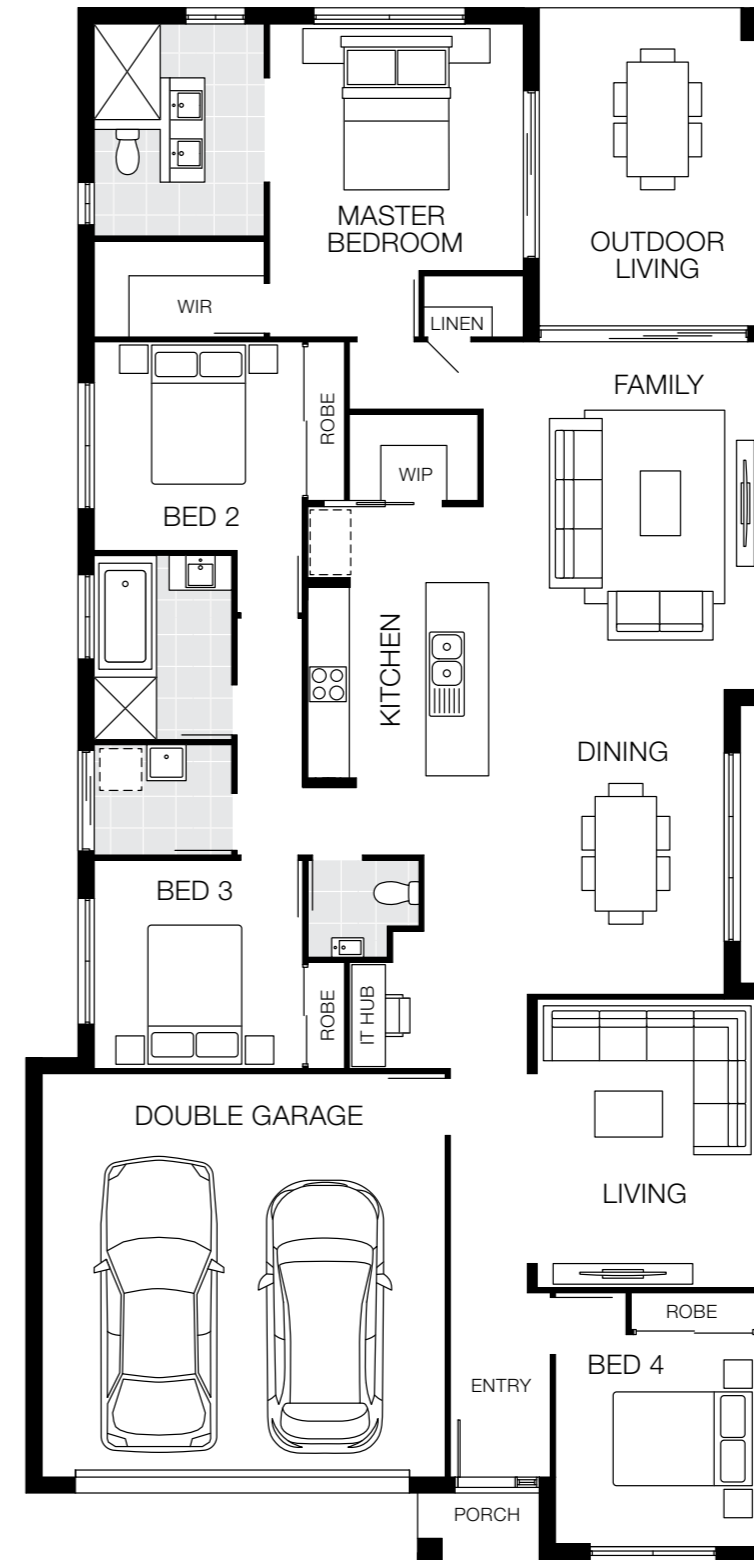
House Dimensions

House Length	21.92m
House Width	11.25m
House Area	224.20m ² (24.13sq)

Noosaville 24 MKII

12m+ Lot Width

4 Bed 2 Living 2 Bath 2 Car



Bedrooms

Master Bedroom	3550 x 3650
Bed 2	3000 x 3000
Bed 3	3000 x 3000
Bed 4	3050 x 2910

Living Areas

Family	5000 x 3950
Dining	4380 x 3390
Living	4150 x 3170
Outdoor Living	4570 x 3370

House Dimensions

House Length	22.35m
House Width	10.75m
House Area	221.40m ² (23.83sq)

Floorplan based on Designer Facade. Floorplan is indicative only, conceptual in nature and subject to change. Floorplan may depict features and/or other products which are not included in the house design, not included in the house price and/or not available from Coral Homes. All measurements are in millimetres unless otherwise stated. Floorplan measurements are approximate and are not to scale. Lot width is based on Designer facade and is to be used as a guide only and may change due to developer covenants and Local Authority guidelines. ©Coral Homes Pty Ltd. The copyright in this floorplan is owned by or licensed to Coral Homes Pty Ltd and may not be reproduced, copied or dealt with in any manner which infringes the exclusive rights of Coral Homes Pty Ltd as prescribed by the Copyright Act 1968, without the express written authorisation of Coral Homes Pty Ltd.

Floorplan based on Designer Facade. Floorplan is indicative only, conceptual in nature and subject to change. Floorplan may depict features and/or other products which are not included in the house design, not included in the house price and/or not available from Coral Homes. All measurements are in millimetres unless otherwise stated. Floorplan measurements are approximate and are not to scale. Lot width is based on Designer facade and is to be used as a guide only and may change due to developer covenants and Local Authority guidelines. ©Coral Homes Pty Ltd. The copyright in this floorplan is owned by or licensed to Coral Homes Pty Ltd and may not be reproduced, copied or dealt with in any manner which infringes the exclusive rights of Coral Homes Pty Ltd as prescribed by the Copyright Act 1968, without the express written authorisation of Coral Homes Pty Ltd.

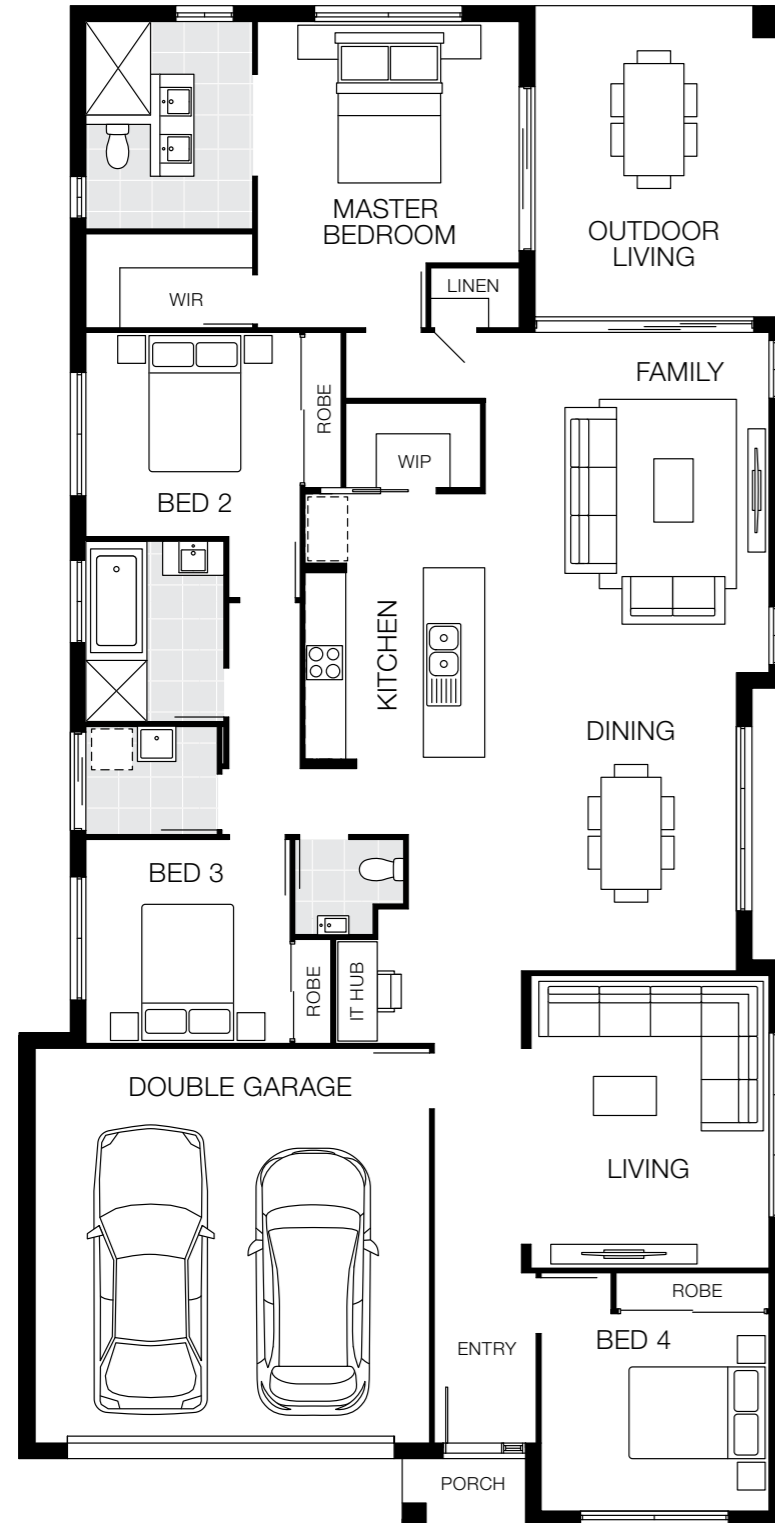
Award winning

On display

Noosaville 25

12.5m+ Lot Width

4 Bed 2 Living 2 Bath 2 Car



Bedrooms

Master Bedroom	3550 x 3850
Bed 2	3000 x 3150
Bed 3	3000 x 3000
Bed 4	2900 x 3350

Living Areas

Family	5000 x 4170
Dining	4380 x 3690
Living	4300 x 3500
Outdoor Living	4570 x 3670

House Dimensions

House Length	22.35m
House Width	11.25m
House Area	232.57m ² (25.03sq)

Design Options Available

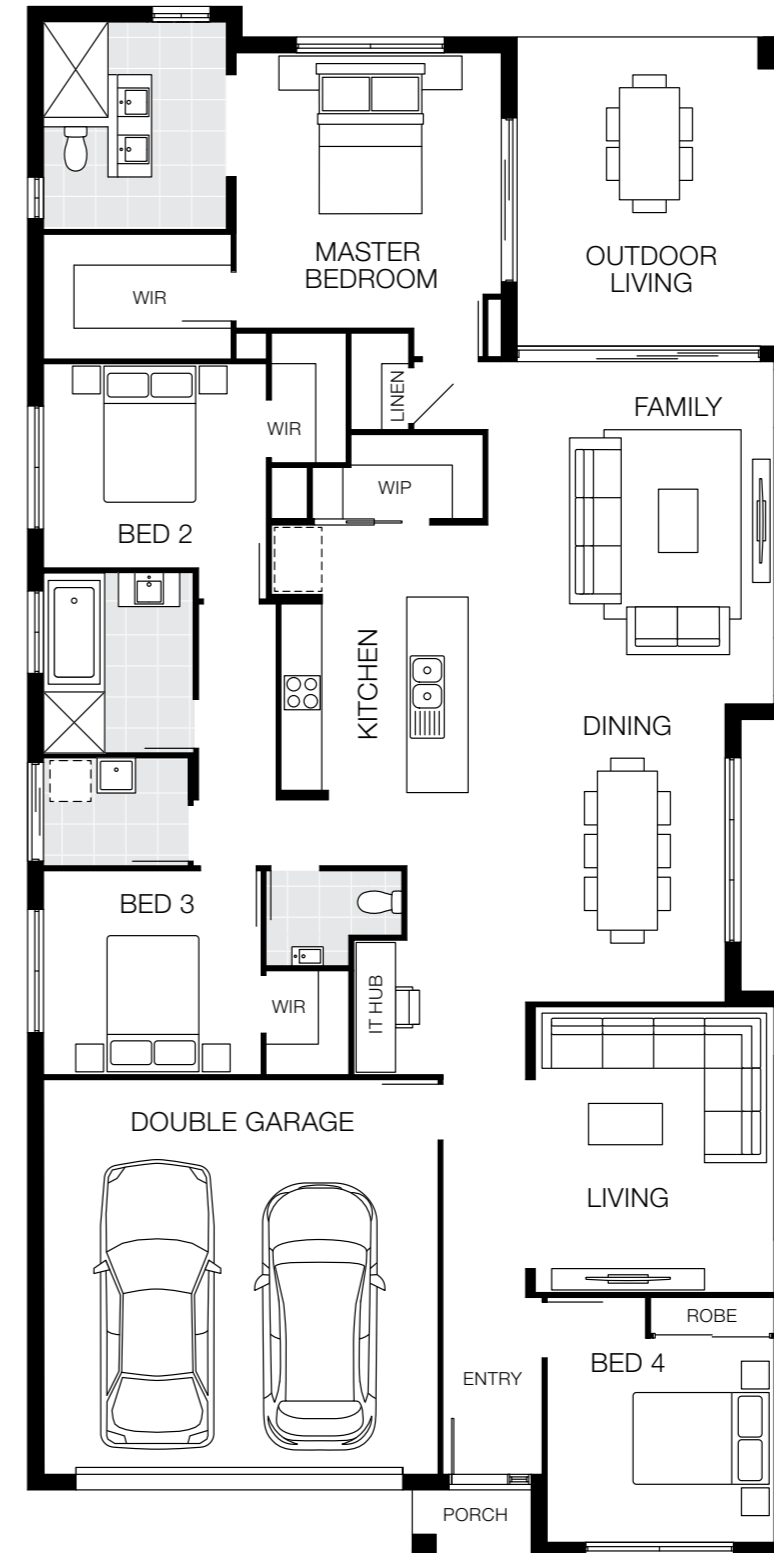
Walk-in Robe options

Additional costs may apply for design options.

Noosaville 26

13m+ Lot Width

4 Bed 2 Living 2 Bath 2 Car



Bedrooms

Master Bedroom	4050 x 3900
Bed 2	3000 x 3280
Bed 3	3000 x 3200
Bed 4	3000 x 3340

Living Areas

Family	5030 x 4210
Dining	4380 x 3780
Living	4200 x 3510
Outdoor Living	4540 x 4010

House Dimensions

House Length	22.80m
House Width	11.20m
House Area	243.22m ² (26.18sq)

Floorplan based on Designer Facade. Floorplan is indicative only, conceptual in nature and subject to change. Floorplan may depict features and/or other products which are not included in the house design, not included in the house price and/or not available from Coral Homes. All measurements are in millimetres unless otherwise stated. Floorplan measurements are approximate and are not to scale. Lot width is based on Designer facade and is to be used as a guide only and may change due to developer covenants and Local Authority guidelines. ©Coral Homes Pty Ltd. The copyright in this floorplan is owned by or licensed to Coral Homes Pty Ltd and may not be reproduced, copied or dealt with in any manner which infringes the exclusive rights of Coral Homes Pty Ltd as prescribed by the Copyright Act 1968, without the express written authorisation of Coral Homes Pty Ltd.

Floorplan based on Designer Facade. Floorplan is indicative only, conceptual in nature and subject to change. Floorplan may depict features and/or other products which are not included in the house design, not included in the house price and/or not available from Coral Homes. All measurements are in millimetres unless otherwise stated. Floorplan measurements are approximate and are not to scale. Lot width is based on Designer facade and is to be used as a guide only and may change due to developer covenants and Local Authority guidelines. ©Coral Homes Pty Ltd. The copyright in this floorplan is owned by or licensed to Coral Homes Pty Ltd and may not be reproduced, copied or dealt with in any manner which infringes the exclusive rights of Coral Homes Pty Ltd as prescribed by the Copyright Act 1968, without the express written authorisation of Coral Homes Pty Ltd.

Noosaville Facade Options

12.5m+ Lot Width



Facades based on Noosaville 25. Facades depict items such as homewares, furniture, landscaping and fencing that are not supplied by Coral Homes. Facades are indicative only, conceptual in nature and subject to change. Facades depict non-standard fixtures, features and finishes. Additional costs for timber decking, driveway, lighting, more than one colour and deep base paints, tiles, non-standard brick and off white mortar apply.

Facades based on Noosaville 25. Facades depict items such as homewares, furniture, landscaping and fencing that are not supplied by Coral Homes. Facades are indicative only, conceptual in nature and subject to change. Facades depict non-standard fixtures, features and finishes. Additional costs for timber decking, driveway, lighting, more than one colour and deep base paints, tiles, non-standard brick and off white mortar apply.

San Marino Series

Find solace in the San Marino Series with nine flexible floorplans to choose from, along with plenty of designer facades to bring the street appeal. The San Marino home is designed to fit 12m+ lot widths.

On display

San Marino 27 - Harmony Display, Palmview




Photography depicts items such as homewares, furniture and may depict items that are upgraded or not supplied by Coral Homes. Speak with your New Home Consultant for more details.

San Marino 27 - Harmony Display, Palmview



San Marino 27 - Harmony Display, Palmview

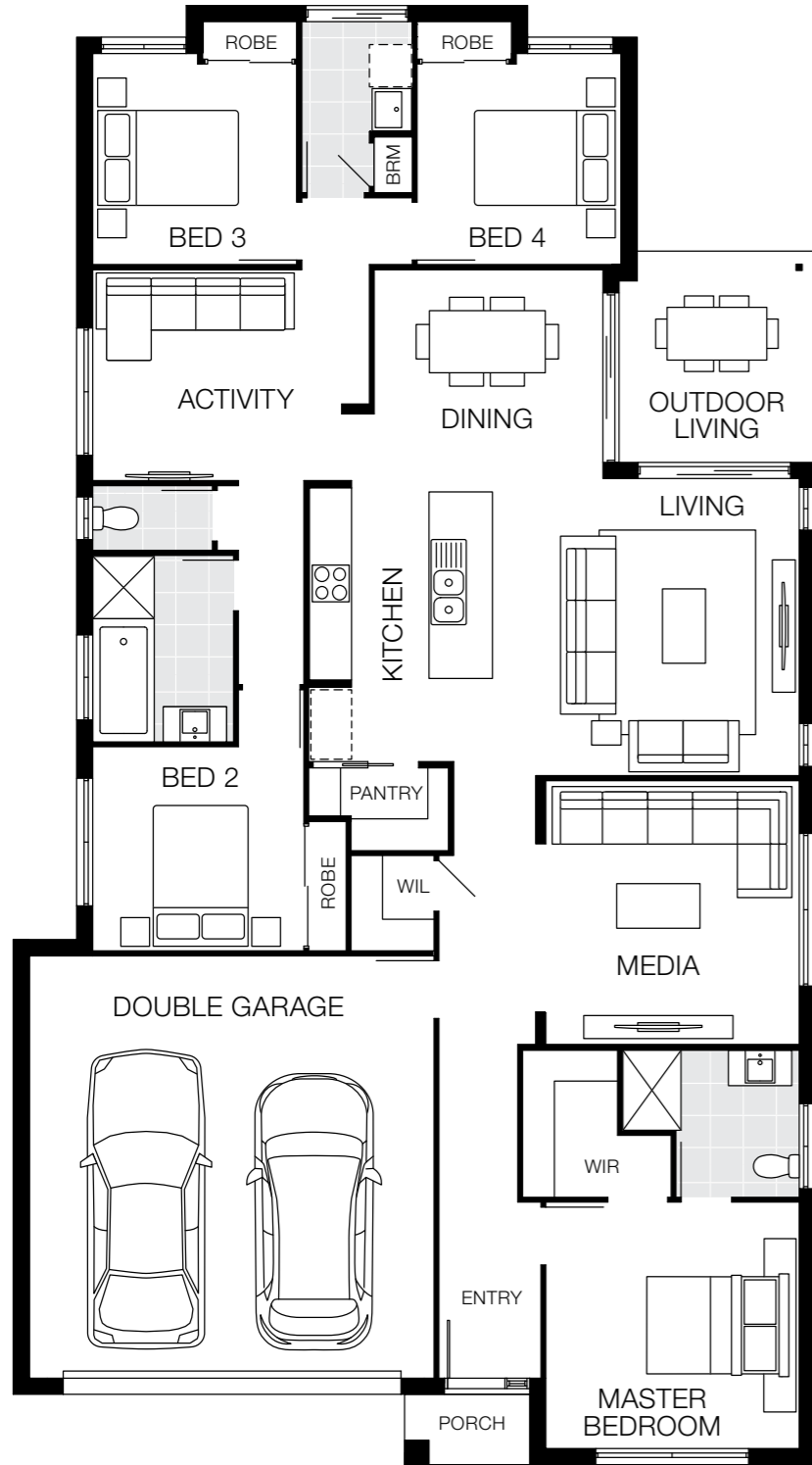


Photography depicts items such as homewares, furniture, landscaping, fencing and may depict items that are upgraded or not supplied by Coral Homes. Speak with your New Home Consultant for more details.

San Marino 22

12.5m+ Lot Width

4 Bed 3 Living 2 Bath 2 Car



Bedrooms

Master Bedroom	3500 x 3600
Bed 2	3000 x 2900
Bed 3	3000 x 2900
Bed 4	3000 x 2900

Living Areas

Dining	3160 x 3250
Living	4220 x 4360
Media	3750 x 3600
Activity	3000 x 3930
Outdoor Living	3000 x 2790

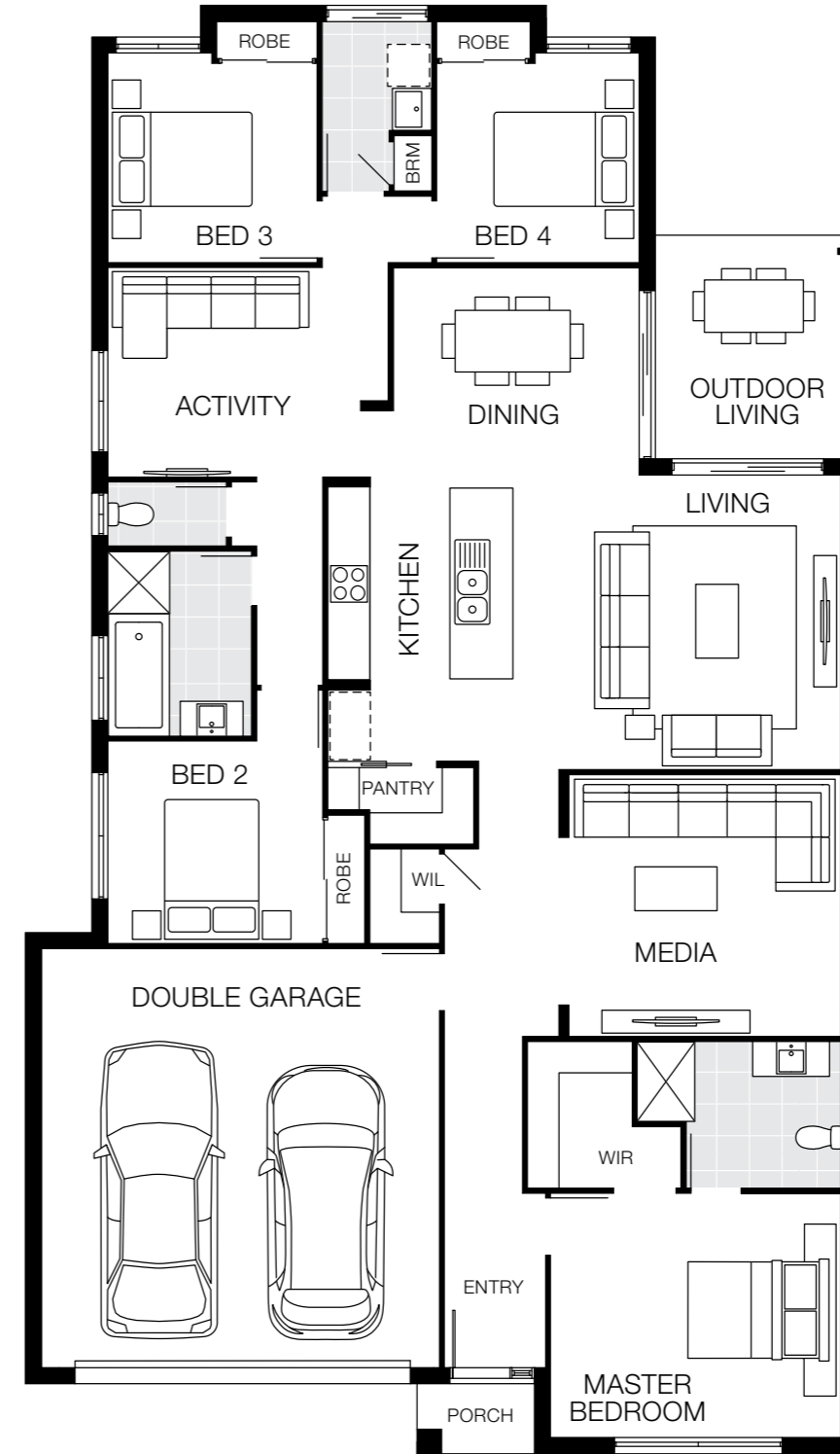
House Dimensions

House Length	20.73m
House Width	11.40m
House Area	208.59m ² (22.45sq)

San Marino 23

14m+ Lot Width

4 Bed 3 Living 2 Bath 2 Car



Bedrooms

Master Bedroom	3500 x 4160
Bed 2	2900 x 3080
Bed 3	3000 x 3000
Bed 4	3000 x 2900

Living Areas

Dining	3160 x 3520
Living	4220 x 4700
Media	3750 x 3900
Activity	3000 x 4020
Outdoor Living	3200 x 2890

House Dimensions

House Length	20.73m
House Width	11.91m
House Area	217.77m ² (23.44sq)

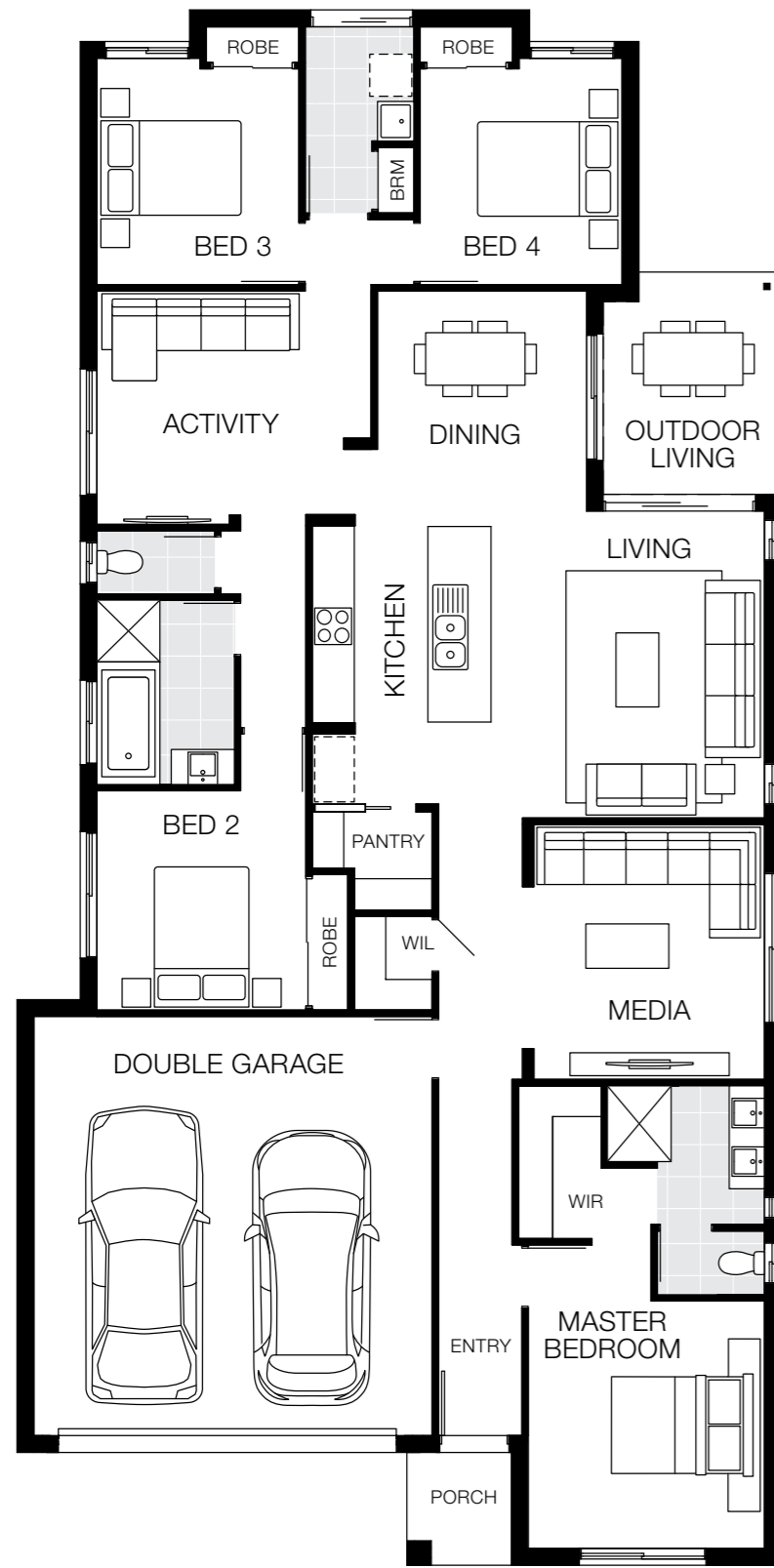
Floorplan based on Designer Facade. Floorplan is indicative only, conceptual in nature and subject to change. Floorplan may depict features and/or other products which are not included in the house design, not included in the house price and/or not available from Coral Homes. All measurements are in millimetres unless otherwise stated. Floorplan measurements are approximate and are not to scale. Lot width is based on Designer facade and is to be used as a guide only and may change due to developer covenants and Local Authority guidelines. ©Coral Homes Pty Ltd. The copyright in this floorplan is owned by or licensed to Coral Homes Pty Ltd and may not be reproduced, copied or dealt with in any manner which infringes the exclusive rights of Coral Homes Pty Ltd as prescribed by the Copyright Act 1968, without the express written authorisation of Coral Homes Pty Ltd.

Floorplan based on Designer Facade. Floorplan is indicative only, conceptual in nature and subject to change. Floorplan may depict features and/or other products which are not included in the house design, not included in the house price and/or not available from Coral Homes. All measurements are in millimetres unless otherwise stated. Floorplan measurements are approximate and are not to scale. Lot width is based on Designer facade and is to be used as a guide only and may change due to developer covenants and Local Authority guidelines. ©Coral Homes Pty Ltd. The copyright in this floorplan is owned by or licensed to Coral Homes Pty Ltd and may not be reproduced, copied or dealt with in any manner which infringes the exclusive rights of Coral Homes Pty Ltd as prescribed by the Copyright Act 1968, without the express written authorisation of Coral Homes Pty Ltd.

San Marino 23 MKII

12m+ Lot Width

4 Bed 3 Living 2 Bath 2 Car



Bedrooms

Master Bedroom	3550 x 3390
Bed 2	3150 x 3000
Bed 3	3250 x 2900
Bed 4	3250 x 2900

Living Areas

Dining	3370 x 3300
Living	4400 x 3910
Media	3660 x 3310
Activity	3350 x 3540
Outdoor Living	3170 x 2540

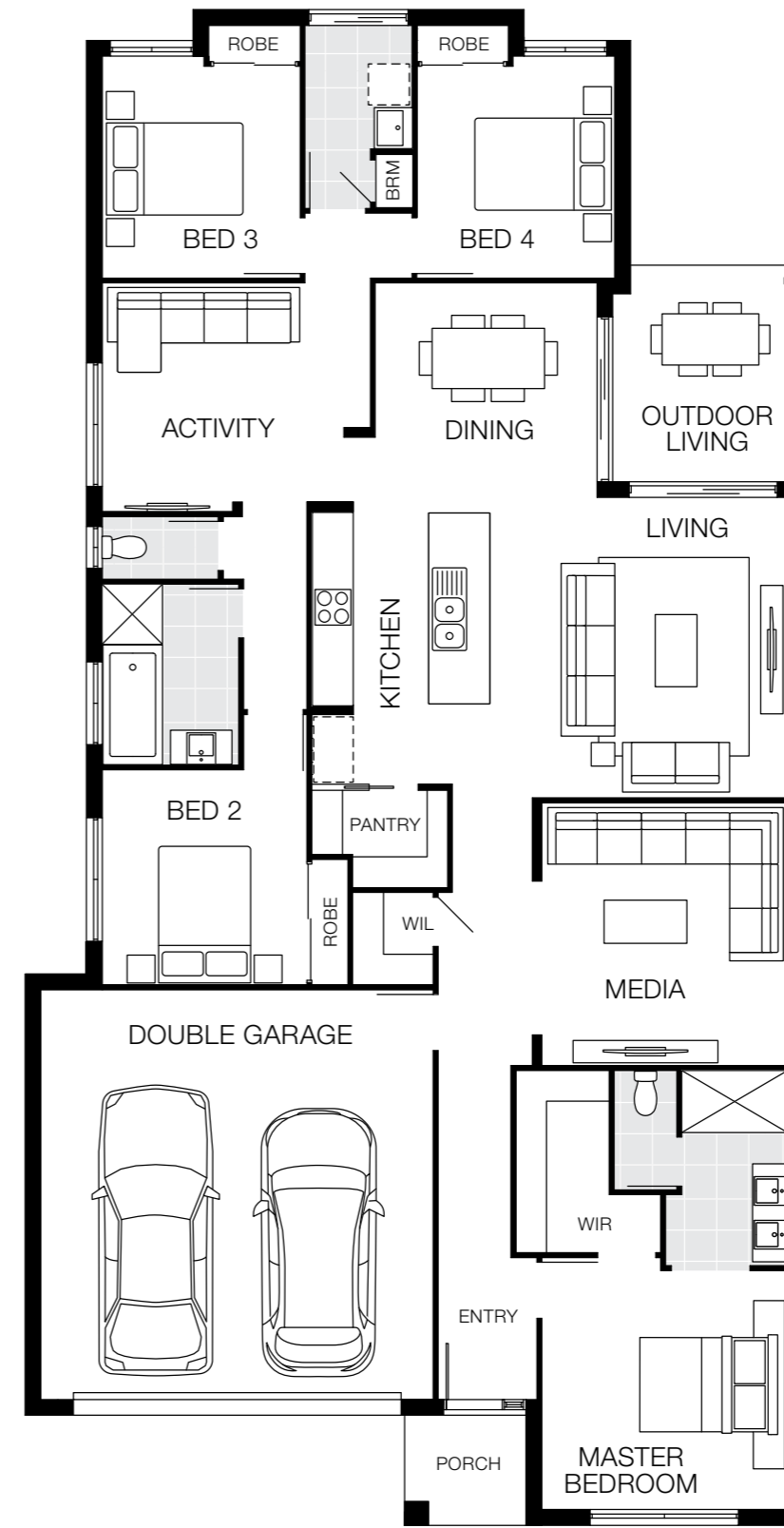
House Dimensions

House Length	22.19m
House Width	10.90m
House Area	211.22m ² (22.74sq)

San Marino 24

12.5m+ Lot Width

4 Bed 3 Living 2 Bath 2 Car



Bedrooms

Master Bedroom	3500 x 3600
Bed 2	3300 x 3080
Bed 3	3250 x 2900
Bed 4	3250 x 2900

Living Areas

Dining	3370 x 3250
Living	4400 x 4360
Media	3850 x 3600
Activity	3350 x 3930
Outdoor Living	3170 x 2790

House Dimensions

House Length	22.19m
House Width	11.40m
House Area	220.45m ² (23.73sq)





Floorplan based on Designer Facade. Floorplan is indicative only, conceptual in nature and subject to change. Floorplan may depict features and/or other products which are not included in the house design, not included in the house price and/or not available from Coral Homes. All measurements are in millimetres unless otherwise stated. Floorplan measurements are approximate and are not to scale. Lot width is based on Designer facade and is to be used as a guide only and may change due to developer covenants and Local Authority guidelines. ©Coral Homes Pty Ltd. The copyright in this floorplan is owned by or licensed to Coral Homes Pty Ltd and may not be reproduced, copied or dealt with in any manner which infringes the exclusive rights of Coral Homes Pty Ltd as prescribed by the Copyright Act 1968, without the express written authorisation of Coral Homes Pty Ltd.

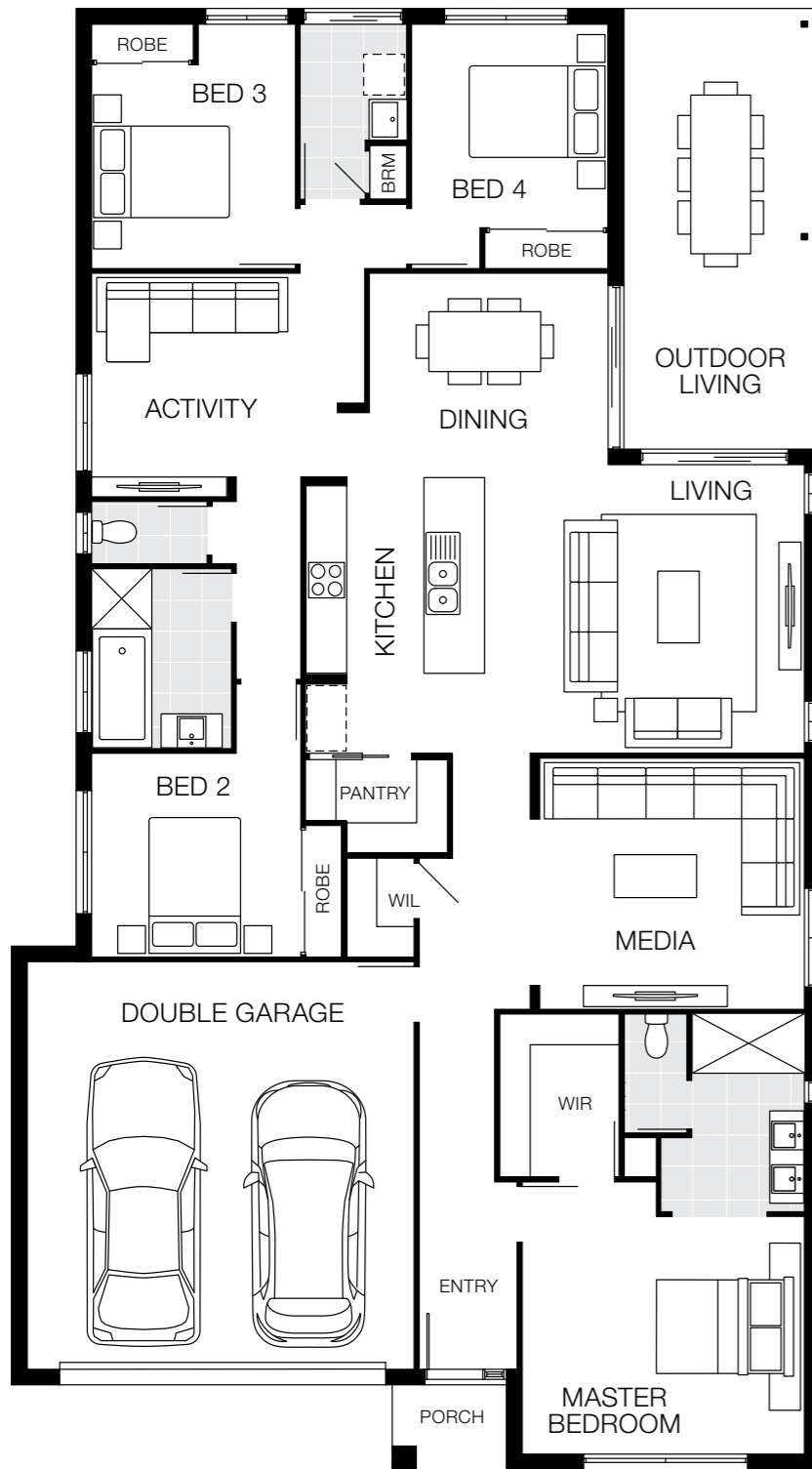
Floorplan based on Designer Facade. Floorplan is indicative only, conceptual in nature and subject to change. Floorplan may depict features and/or other products which are not included in the house design, not included in the house price and/or not available from Coral Homes. All measurements are in millimetres unless otherwise stated. Floorplan measurements are approximate and are not to scale. Lot width is based on Designer facade and is to be used as a guide only and may change due to developer covenants and Local Authority guidelines. ©Coral Homes Pty Ltd. The copyright in this floorplan is owned by or licensed to Coral Homes Pty Ltd and may not be reproduced, copied or dealt with in any manner which infringes the exclusive rights of Coral Homes Pty Ltd as prescribed by the Copyright Act 1968, without the express written authorisation of Coral Homes Pty Ltd.

San Marino 25

Our most popular

14m+ Lot Width

- 
4 Bed
- 
3 Living
- 
2 Bath
- 
2 Car



Bedrooms

Master Bedroom	3500 x 4160
Bed 2	3000 x 3080
Bed 3	3000 x 3000
Bed 4	3000 x 2900

Living Areas

Dining	3160 x 3520
Living	4250 x 4700
Media	3700 x 3900
Activity	3290 x 4020
Outdoor Living	6490 x 2890





House Dimensions

House Length	21.52m
House Width	11.91m
House Area	236.18m ² (25.42sq)

On display

San Marino 27

14m+ Lot Width

- 
4 Bed
- 
3 Living
- 
2 Bath
- 
2 Car



Bedrooms

Master Bedroom	3600 x 4430
Bed 2	3000 x 3080
Bed 3	3050 x 3000
Bed 4	3050 x 3000

Living Areas

Dining	3340 x 3720
Living	4250 x 5090
Media	3700 x 4000
Activity	3420 x 4020
Outdoor Living	6670 x 3080

House Dimensions

House Length	21.80m
House Width	12.30m
House Area	247.27m ² (26.62sq)

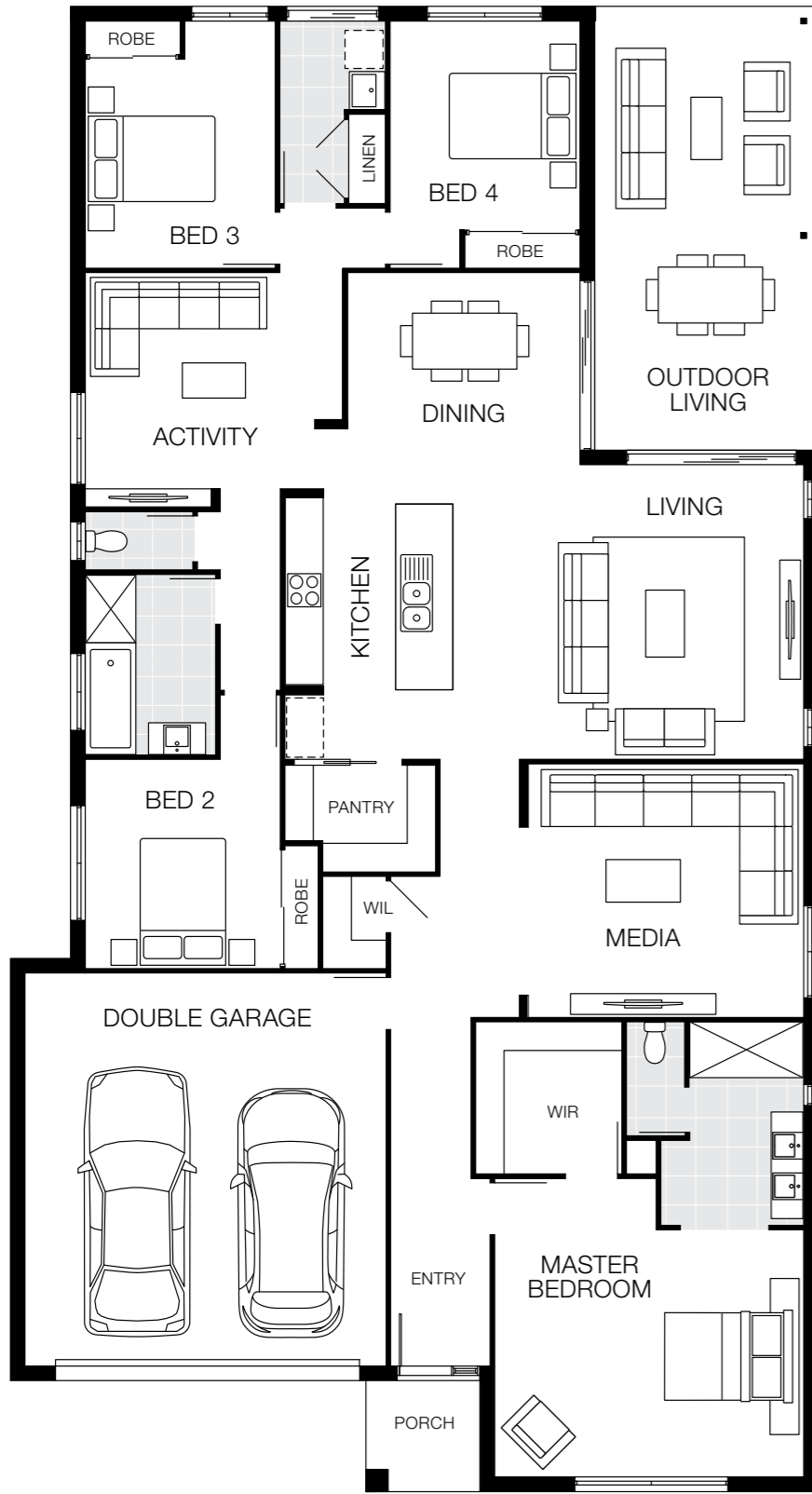
Floorplan based on Designer Facade. Floorplan is indicative only, conceptual in nature and subject to change. Floorplan may depict features and/or other products which are not included in the house design, not included in the house price and/or not available from Coral Homes. All measurements are in millimetres unless otherwise stated. Floorplan measurements are approximate and are not to scale. Lot width is based on Designer facade and is to be used as a guide only and may change due to developer covenants and Local Authority guidelines. ©Coral Homes Pty Ltd. The copyright in this floorplan is owned by or licensed to Coral Homes Pty Ltd and may not be reproduced, copied or dealt with in any manner which infringes the exclusive rights of Coral Homes Pty Ltd as prescribed by the Copyright Act 1968, without the express written authorisation of Coral Homes Pty Ltd.

Floorplan based on Designer Facade. Floorplan is indicative only, conceptual in nature and subject to change. Floorplan may depict features and/or other products which are not included in the house design, not included in the house price and/or not available from Coral Homes. All measurements are in millimetres unless otherwise stated. Floorplan measurements are approximate and are not to scale. Lot width is based on Designer facade and is to be used as a guide only and may change due to developer covenants and Local Authority guidelines. ©Coral Homes Pty Ltd. The copyright in this floorplan is owned by or licensed to Coral Homes Pty Ltd and may not be reproduced, copied or dealt with in any manner which infringes the exclusive rights of Coral Homes Pty Ltd as prescribed by the Copyright Act 1968, without the express written authorisation of Coral Homes Pty Ltd.

San Marino 30

14m+ Lot Width

4 Bed 3 Living 2 Bath 2 Car



Bedrooms

Master Bedroom	3900 x 4880
Bed 2	3300 x 3080
Bed 3	3300 x 3000
Bed 4	3300 x 3000

Living Areas

Dining	3650 x 3670
Living	4650 x 5540
Media	4000 x 4350
Activity	3700 x 4070
Outdoor Living	7000 x 3530

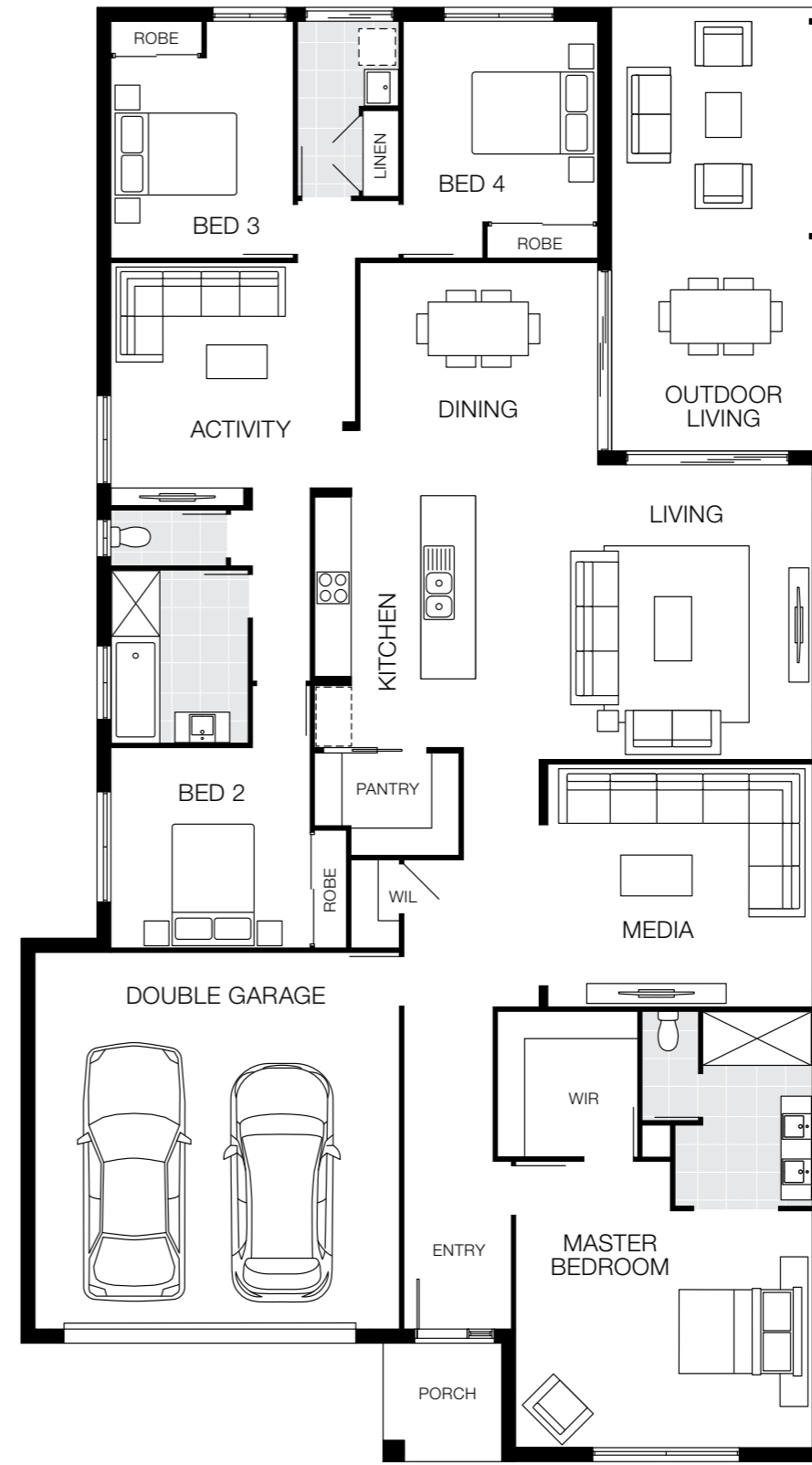
House Dimensions

House Length	23.43m
House Width	12.75m
House Area	274.65m ² (29.56sq)

San Marino 31

14m+ Lot Width

4 Bed 3 Living 2 Bath 2 Car



Bedrooms

Master Bedroom	3900 x 4880
Bed 2	3300 x 3280
Bed 3	3300 x 3000
Bed 4	3300 x 2000

Living Areas

Dining	3850 x 3910
Living	4850 x 5540
Media	4000 x 4350
Activity	4000 x 4030
Outdoor Living	7300 x 3530

House Dimensions

House Length	23.93m
House Width	13.25m
House Area	286.30m ² (30.82sq)

Floorplan based on Designer Facade. Floorplan is indicative only, conceptual in nature and subject to change. Floorplan may depict features and/or other products which are not included in the house design, not included in the house price and/or not available from Coral Homes. All measurements are in millimetres unless otherwise stated. Floorplan measurements are approximate and are not to scale. Lot width is based on Designer facade and is to be used as a guide only and may change due to developer covenants and Local Authority guidelines. ©Coral Homes Pty Ltd. The copyright in this floorplan is owned by or licensed to Coral Homes Pty Ltd and may not be reproduced, copied or dealt with in any manner which infringes the exclusive rights of Coral Homes Pty Ltd as prescribed by the Copyright Act 1968, without the express written authorisation of Coral Homes Pty Ltd.

Floorplan based on Designer Facade. Floorplan is indicative only, conceptual in nature and subject to change. Floorplan may depict features and/or other products which are not included in the house design, not included in the house price and/or not available from Coral Homes. All measurements are in millimetres unless otherwise stated. Floorplan measurements are approximate and are not to scale. Lot width is based on Designer facade and is to be used as a guide only and may change due to developer covenants and Local Authority guidelines. ©Coral Homes Pty Ltd. The copyright in this floorplan is owned by or licensed to Coral Homes Pty Ltd and may not be reproduced, copied or dealt with in any manner which infringes the exclusive rights of Coral Homes Pty Ltd as prescribed by the Copyright Act 1968, without the express written authorisation of Coral Homes Pty Ltd.

San Marino Facade Options

14m+ Lot Width



Facades based on San Marino 31. Facades depict items such as homewares, furniture, landscaping and fencing that are not supplied by Coral Homes. Facades are indicative only, conceptual in nature and subject to change. Facades depict non-standard fixtures, features and finishes. Additional costs for timber decking, driveway, lighting, more than one colour and deep base paints, tiles, non-standard brick and off white mortar apply.

Facades based on San Marino 31. Facades depict items such as homewares, furniture, landscaping and fencing that are not supplied by Coral Homes. Facades are indicative only, conceptual in nature and subject to change. Facades depict non-standard fixtures, features and finishes. Additional costs for timber decking, driveway, lighting, more than one colour and deep base paints, tiles, non-standard brick and off white mortar apply.

Santorini Series

The Santorini Series is an innovative and versatile home designed to suit narrow and traditional width blocks over 12.5m. There are six different floorplans available – all offering four bedrooms in this free-flowing home design. Choose from various facades to complement the layout.

On display

Santorini 27 - Everleigh Display, Greenbank



Santorini 27 - Everleigh Display, Greenbank



Santorini 27 - Everleigh Display, Greenbank



Santorini 27 - Everleigh Display, Greenbank



Santorini 27 - Everleigh Display, Greenbank



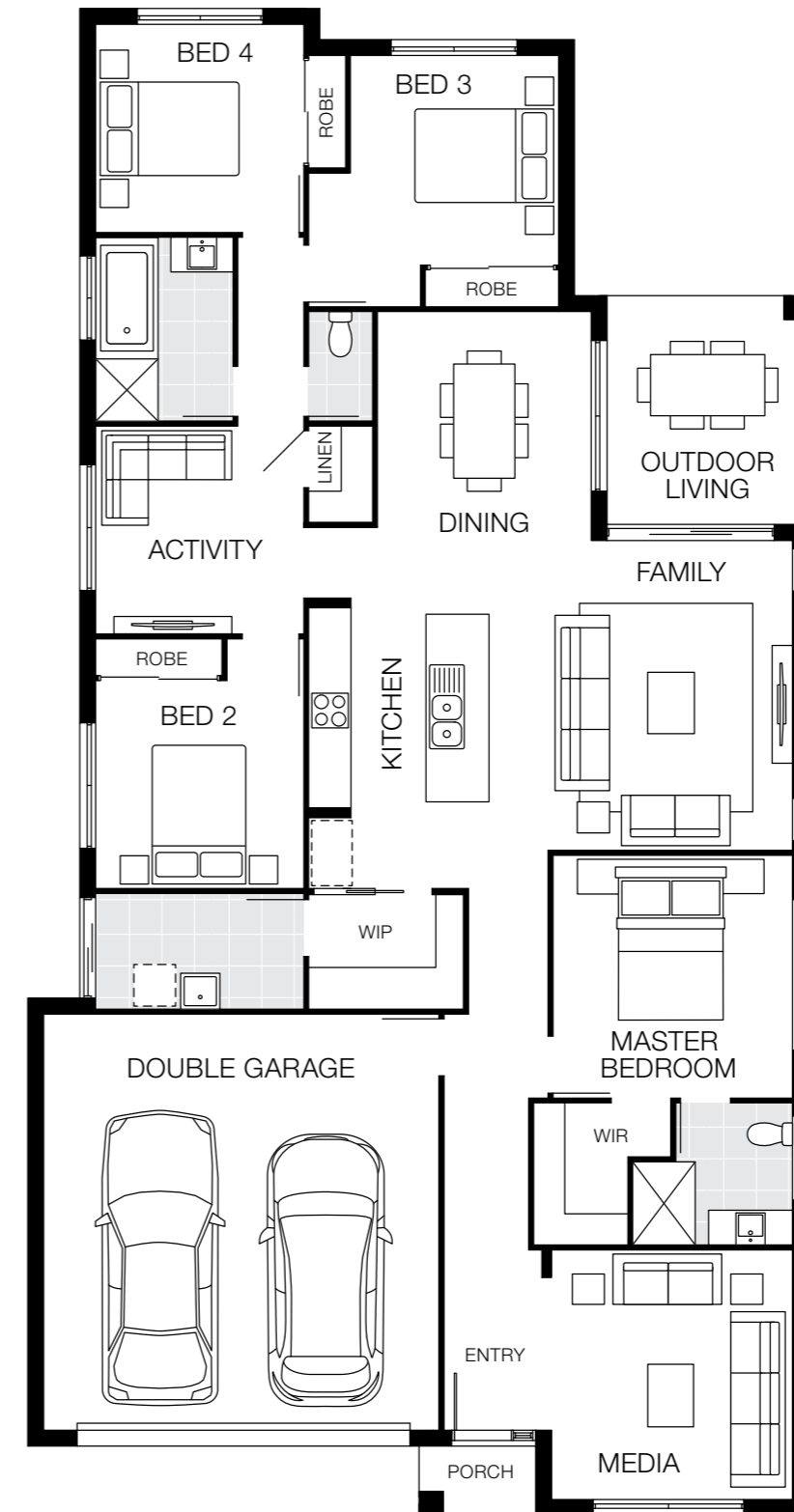
Photography depicts items such as homewares, furniture, landscaping, fencing and may depict items that are upgraded or not supplied by Coral Homes. Speak with your New Home Consultant for more details.

Single Storey - Narrow Lot

Santorini 23

12.5m+ Lot Width

4 Bed 3 Living 2 Bath 2 Car



Bedrooms

Master Bedroom	3500 x 3450
Bed 2	3000 x 3000
Bed 3	3020 x 3000
Bed 4	3000 x 3000

Living Areas

Family	4470 x 4370
Dining	3300 x 3080
Media	3600 x 3470
Activity	3000 x 3000
Outdoor Living	3300 x 2900

House Dimensions

House Length	21.73m
House Width	11.25m
House Area	212.52m ² (22.88sq)

Design Options Available

Master to Front

Additional costs may apply for design options.

Floorplan based on Designer Facade. Floorplan is indicative only, conceptual in nature and subject to change. Floorplan may depict features and/or other products which are not included in the house design, not included in the house price and/or not available from Coral Homes. All measurements are in millimetres unless otherwise stated. Floorplan measurements are approximate and are not to scale. Lot width is based on Designer facade and is to be used as a guide only and may change due to developer covenants and Local Authority guidelines. ©Coral Homes Pty Ltd. The copyright in this floorplan is owned by or licensed to Coral Homes Pty Ltd and may not be reproduced, copied or dealt with in any manner which infringes the exclusive rights of Coral Homes Pty Ltd as prescribed by the Copyright Act 1968, without the express written authorisation of Coral Homes Pty Ltd.

Santorini 25

14m+ Lot Width

4 Bed 3 Living 2 Bath 2 Car



Bedrooms

Master Bedroom	3500 x 4340
Bed 2	3000 x 3000
Bed 3	3420 x 3000
Bed 4	3000 x 3000

Living Areas

Family	4400 x 5320
Dining	3300 x 3400
Media	3820 x 4270
Activity	3150 x 3000
Outdoor Living	3300 x 3580

House Dimensions

House Length	21.88m
House Width	12.25m
House Area	233.66m ² (25.15sq)

Design Options Available

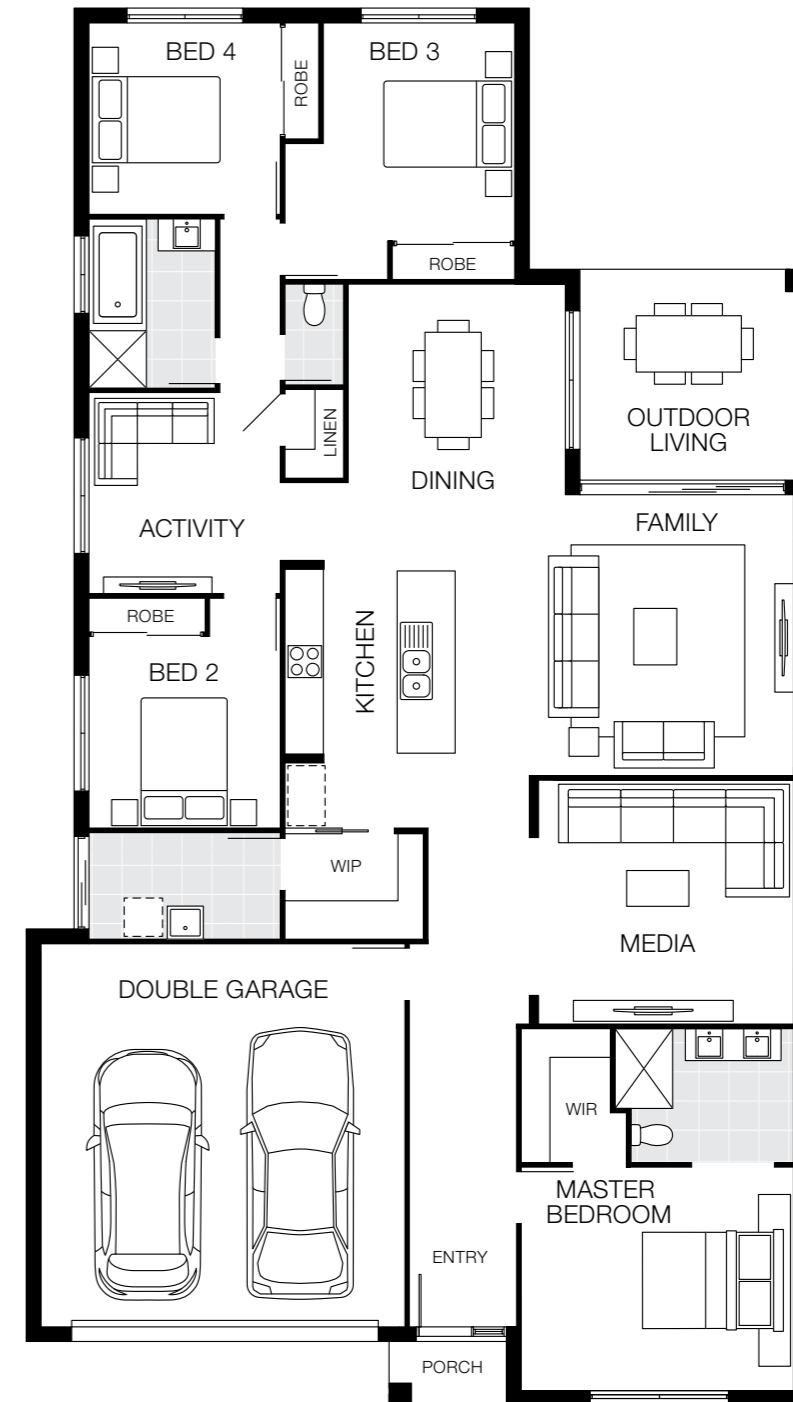
Master to Front

Additional costs may apply for design options.

Santorini Design Options

14m+ Lot Width

Master to Front in lieu of Media







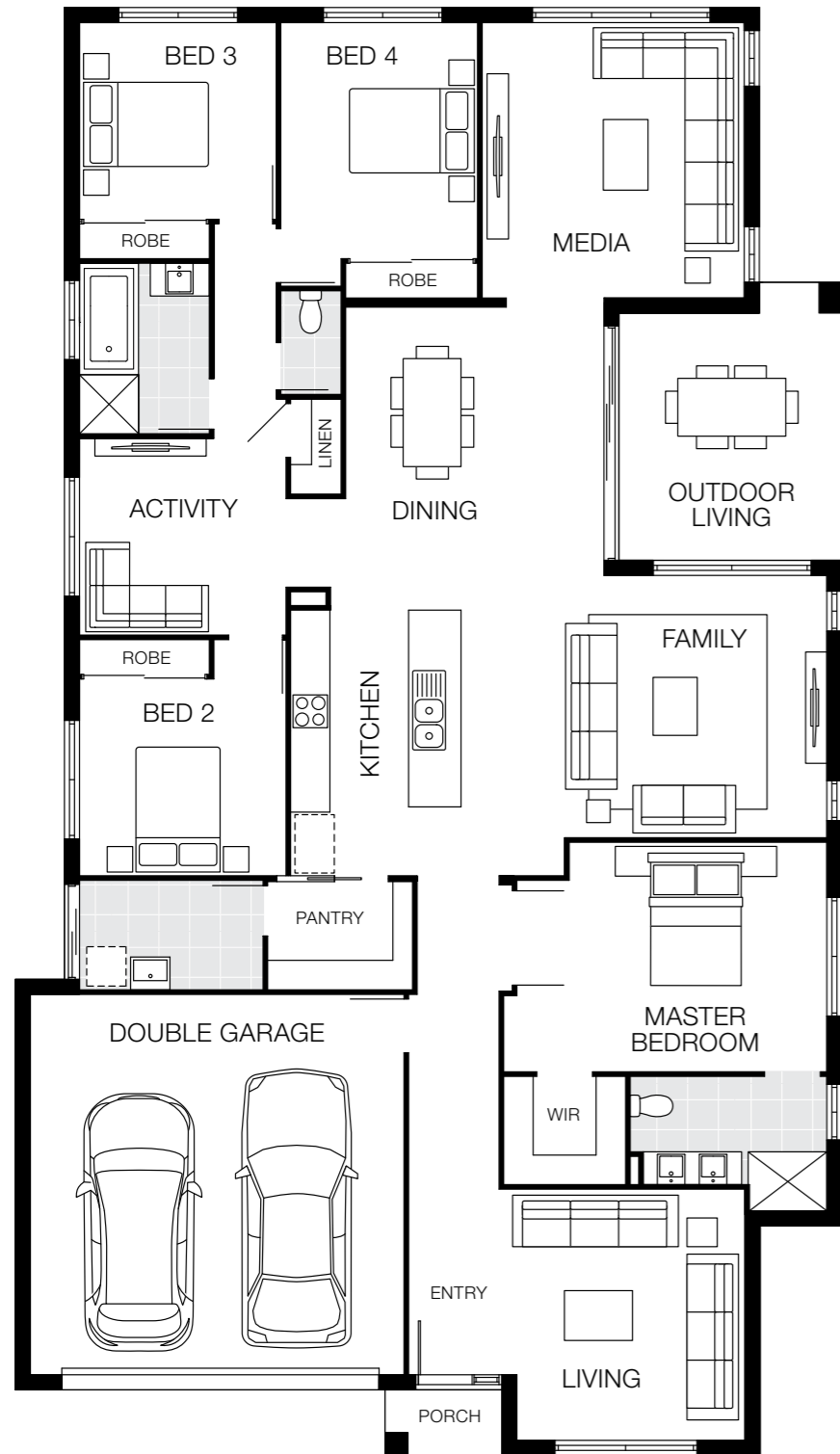
On display

Our most popular

Santorini 27

14m+ Lot Width

- 
4 Bed
- 
4 Living
- 
2 Bath
- 
2 Car



Bedrooms

Master Bedroom	3500 x 4930
Bed 2	3000 x 3150
Bed 3	3000 x 3000
Bed 4	3600 x 3000

Living Areas





Family	4000 x 5550
Dining	3650 x 3940
Living	3830 x 3600
Media	4000 x 4200
Activity	3000 x 3150
Outdoor Living	3770 x 3400

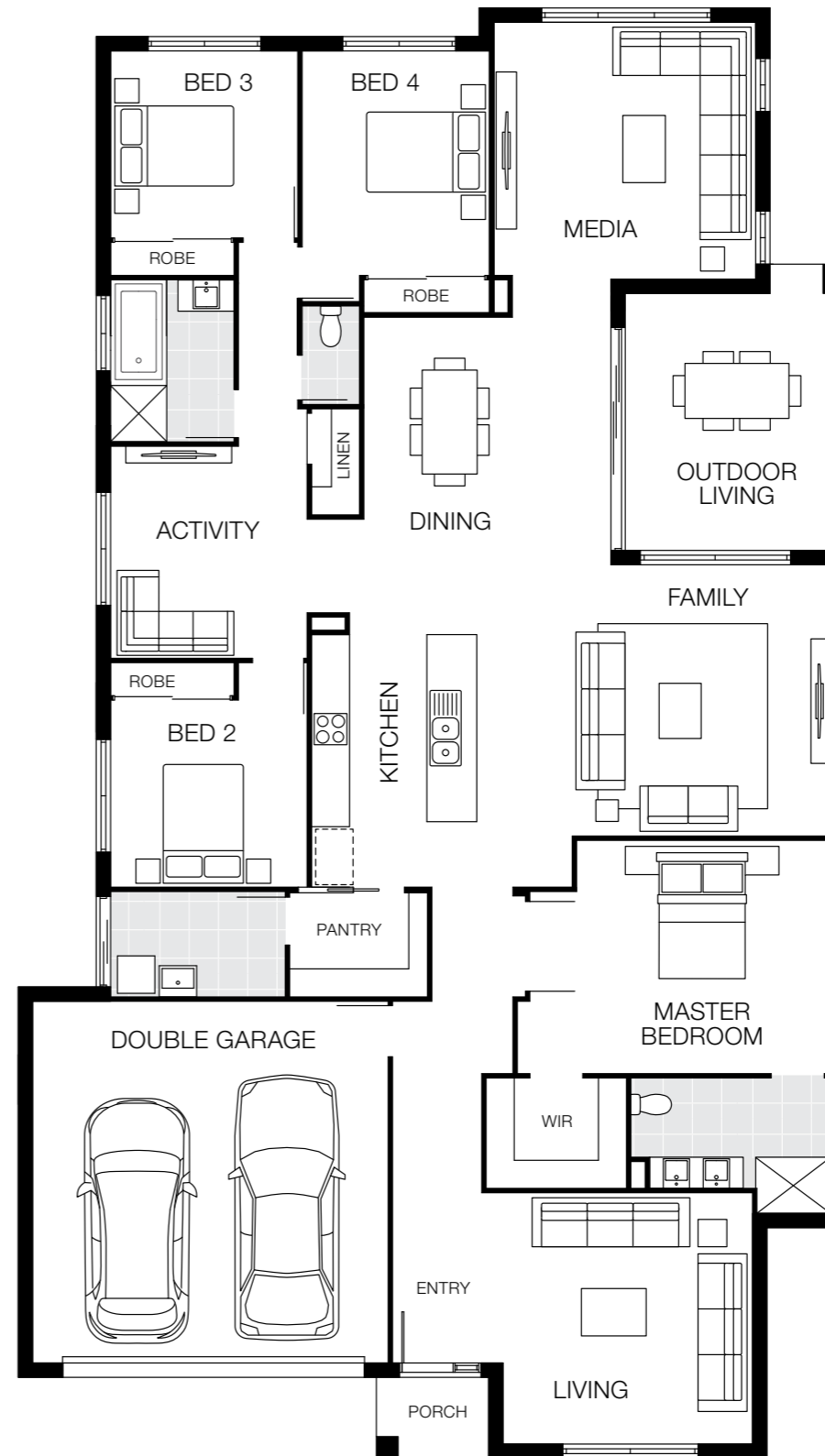
House Dimensions

House Length	22.08m
House Width	12.61m
House Area	252.00m ² (27.10sq)

Santorini 29

15m+ Lot Width

- 
4 Bed
- 
4 Living
- 
2 Bath
- 
2 Car



Bedrooms

Master Bedroom	3740 x 5020
Bed 2	3000 x 3150
Bed 3	3000 x 3000
Bed 4	3600 x 3000

Living Areas

Family	4350 x 5700
Dining	3240 x 3960
Living	4030 x 4200
Media	4260 x 4200
Activity	3400 x 3150
Outdoor Living	4120 x 3520

House Dimensions

House Length	23.25m
House Width	13.25m
House Area	268.68m ² (28.90sq)

Floorplan based on Designer Facade. Floorplan is indicative only, conceptual in nature and subject to change. Floorplan may depict features and/or other products which are not included in the house design, not included in the house price and/or not available from Coral Homes. All measurements are in millimetres unless otherwise stated. Floorplan measurements are approximate and are not to scale. Lot width is based on Designer facade and is to be used as a guide only and may change due to developer covenants and Local Authority guidelines. ©Coral Homes Pty Ltd. The copyright in this floorplan is owned by or licensed to Coral Homes Pty Ltd and may not be reproduced, copied or dealt with in any manner which infringes the exclusive rights of Coral Homes Pty Ltd as prescribed by the Copyright Act 1968, without the express written authorisation of Coral Homes Pty Ltd.

Floorplan based on Designer Facade. Floorplan is indicative only, conceptual in nature and subject to change. Floorplan may depict features and/or other products which are not included in the house design, not included in the house price and/or not available from Coral Homes. All measurements are in millimetres unless otherwise stated. Floorplan measurements are approximate and are not to scale. Lot width is based on Designer facade and is to be used as a guide only and may change due to developer covenants and Local Authority guidelines. ©Coral Homes Pty Ltd. The copyright in this floorplan is owned by or licensed to Coral Homes Pty Ltd and may not be reproduced, copied or dealt with in any manner which infringes the exclusive rights of Coral Homes Pty Ltd as prescribed by the Copyright Act 1968, without the express written authorisation of Coral Homes Pty Ltd.

Santorini Facade Options

14m+ Lot Width



Facades based on Santorini 24. Facades depict items such as homewares, furniture, landscaping and fencing that are not supplied by Coral Homes. Facades are indicative only, conceptual in nature and subject to change. Facades depict non-standard fixtures, features and finishes. Additional costs for timber decking, driveway, lighting, more than one colour and deep base paints, tiles, non-standard brick and off white mortar apply.

Facades based on Santorini 24. Facades depict items such as homewares, furniture, landscaping and fencing that are not supplied by Coral Homes. Facades are indicative only, conceptual in nature and subject to change. Facades depict non-standard fixtures, features and finishes. Additional costs for timber decking, driveway, lighting, more than one colour and deep base paints, tiles, non-standard brick and off white mortar apply.

Longreach Series

Within the Longreach Series, the Longreach 33 offers a stunning floorplan that accommodates communal living at its finest. Designed to suit 36m+ lot widths, this acreage home has a number of facade options to accompany it. Boasting large proportions, the Longreach series features an open-plan kitchen, dining and family room which adjoins separate rumpus and media rooms, all within the centre of the home.



Scan to view series

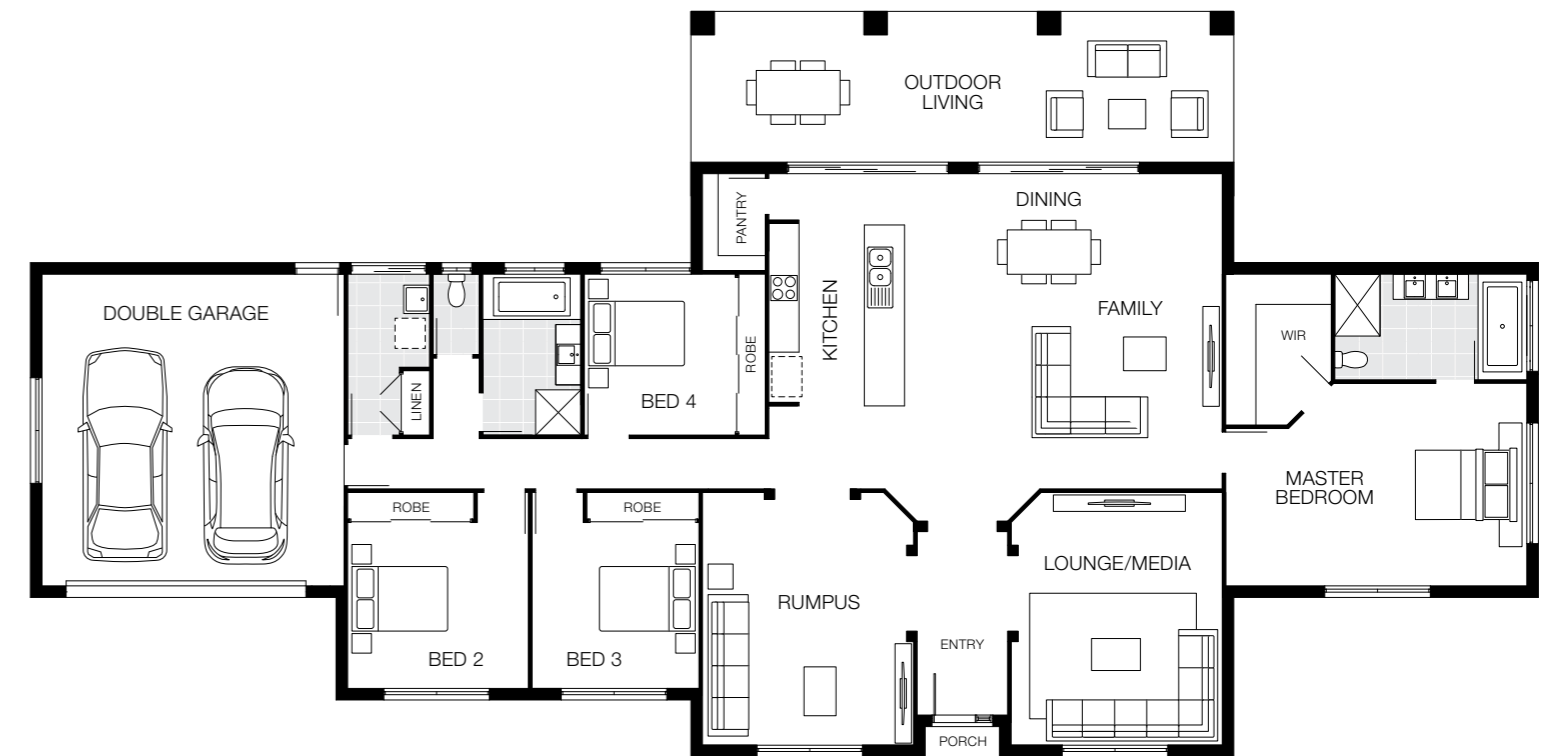


Single Storey - Acreage

Longreach 33

36m+ Lot Width

4 Bed 3 Living 2 Bath 2 Car



Bedrooms		Living Areas		Outdoor Area		House Dimensions	
Master Bedroom	4030 x 5990	Family & Dining	6270 x 6620	Outdoor Living	3000 x 10800	House Length	14.83m
Bed 2	3300 x 3600	Media	5030 x 4200			House Width	30.00m
Bed 3	3300 x 3320	Rumpus	5030 x 4200			House Area	302.39m ² (32.60sq)
Bed 4	3200 x 3000						

Floorplan based on Designer Facade. Floorplan is indicative only, conceptual in nature and subject to change. Floorplan may depict features and/or other products which are not included in the house design, not included in the house price and/or not available from Coral Homes. All measurements are in millimetres unless otherwise stated. Floorplan measurements are approximate and are not to scale. Lot width is based on Designer facade and is to be used as a guide only and may change due to developer covenants and Local Authority guidelines. ©Coral Homes Pty Ltd. The copyright in this floorplan is owned by or licensed to Coral Homes Pty Ltd and may not be reproduced, copied or dealt with in any manner which infringes the exclusive rights of Coral Homes Pty Ltd as prescribed by the Copyright Act 1968, without the express written authorisation of Coral Homes Pty Ltd.

Longreach Facade Options

36m+ Lot Width

Designer Facade



Plantation Facade



Elliot Portico Facade



Facades based on Longreach 33. Facades depict items such as homewares, furniture, landscaping and fencing that are not supplied by Coral Homes. Facades are indicative only, conceptual in nature and subject to change. Facades depict non-standard fixtures, features and finishes. Additional costs for timber decking, driveway, lighting, more than one colour and deep base paints, tiles, non-standard brick and off white mortar apply.

Facades based on Longreach 33. Facades depict items such as homewares, furniture, landscaping and fencing that are not supplied by Coral Homes. Facades are indicative only, conceptual in nature and subject to change. Facades depict non-standard fixtures, features and finishes. Additional costs for timber decking, driveway, lighting, more than one colour and deep base paints, tiles, non-standard brick and off white mortar apply.

Winton Series

The Winton Series is designed to suit acreages spanning 33m+ widths, and is available in four different floorplans. There are a number of stunning facade options to choose from to round out a dream acreage lifestyle. Enjoy four bedrooms, four living spaces (available on some plans), an exceptional outdoor entertaining area and a modern kitchen with a generously sized walk-in pantry.







Scan to view series

Our most popular

Winton 24

33m+ Lot Width

-  4 Bed
-  2 Living
-  2 Bath
-  2 Car







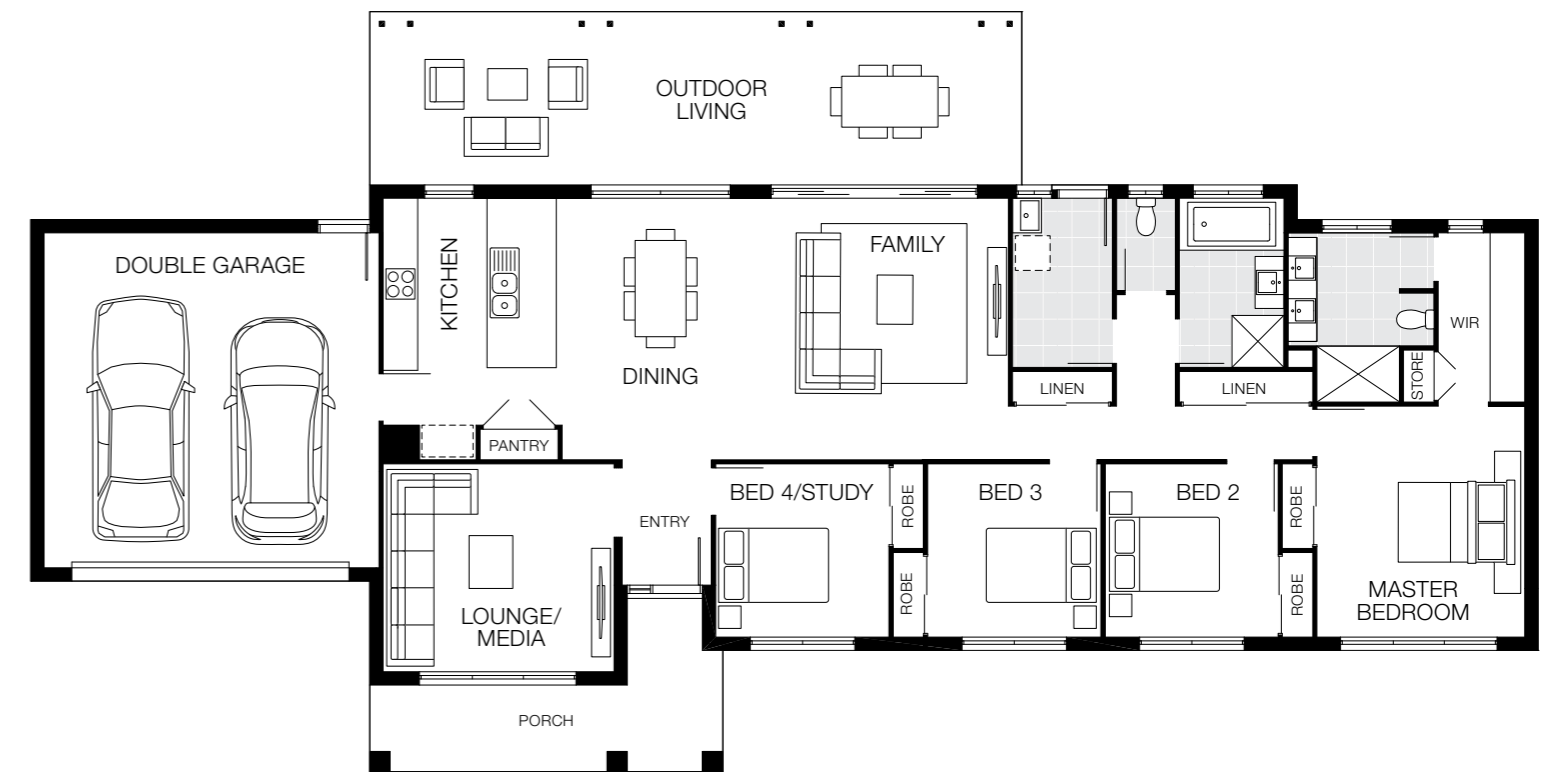
Bedrooms		Living Areas		Outdoor Area		House Dimensions	
Master Bedroom	4600 x 3600	Family	4530 x 4350	Outdoor Living	3000 x 6260	House Length	12.31m
Bed 2	3000 x 3000	Dining	3930 x 3310			House Width	25.32m
Bed 3	3000 x 3000	Media	4250 x 3790			House Area	221.52m ² (23.84sq)
Bed 4	3000 x 3000						

Floorplan based on Designer Facade. Floorplan is indicative only, conceptual in nature and subject to change. Floorplan may depict features and/or other products which are not included in the house design, not included in the house price and/or not available from Coral Homes. All measurements are in millimetres unless otherwise stated. Floorplan measurements are approximate and are not to scale. Lot width is based on Designer facade and is to be used as a guide only and may change due to developer covenants and Local Authority guidelines. ©Coral Homes Pty Ltd. The copyright in this floorplan is owned by or licensed to Coral Homes Pty Ltd and may not be reproduced, copied or dealt with in any manner which infringes the exclusive rights of Coral Homes Pty Ltd as prescribed by the Copyright Act 1968, without the express written authorisation of Coral Homes Pty Ltd.

Winton 26

33m+ Lot Width

-  4 Bed
-  2 Living
-  2 Bath
-  2 Car



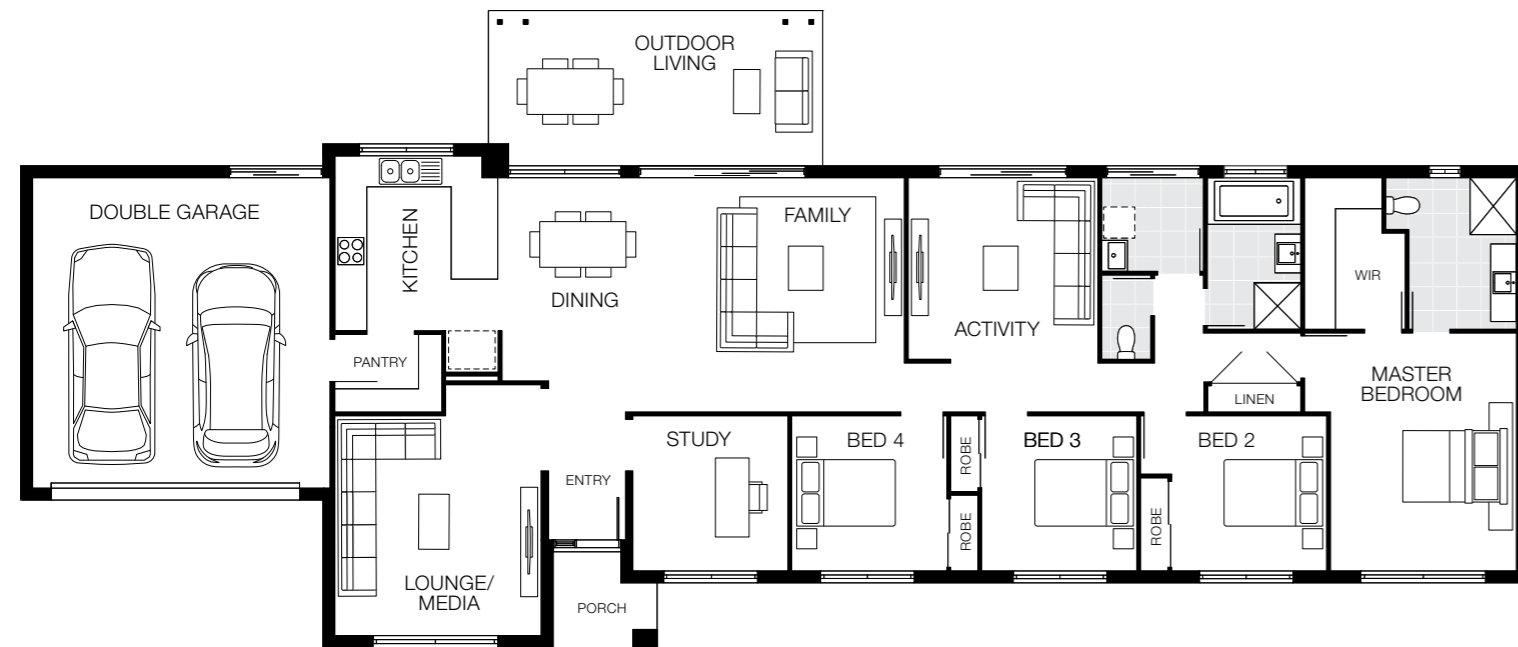
Bedrooms		Living Areas		Outdoor Area		House Dimensions	
Master Bedroom	4000 x 3600	Family & Dining	4530 x 7830	Outdoor Living	3000 x 11290	House Length	13.16m
Bed 2	3000 x 3000	Media	4000 x 3600			House Width	26.10m
Bed 3	3000 x 3000					House Area	244.00m ² (26.30sq)
Bed 4	3000 x 3000						

Floorplan based on Designer Facade. Floorplan is indicative only, conceptual in nature and subject to change. Floorplan may depict features and/or other products which are not included in the house design, not included in the house price and/or not available from Coral Homes. All measurements are in millimetres unless otherwise stated. Floorplan measurements are approximate and are not to scale. Lot width is based on Designer facade and is to be used as a guide only and may change due to developer covenants and Local Authority guidelines. ©Coral Homes Pty Ltd. The copyright in this floorplan is owned by or licensed to Coral Homes Pty Ltd and may not be reproduced, copied or dealt with in any manner which infringes the exclusive rights of Coral Homes Pty Ltd as prescribed by the Copyright Act 1968, without the express written authorisation of Coral Homes Pty Ltd.

Winton 27

36m+ Lot Width

- 
4 Bed
- 
3 Living
- 
2 Bath
- 
2 Car







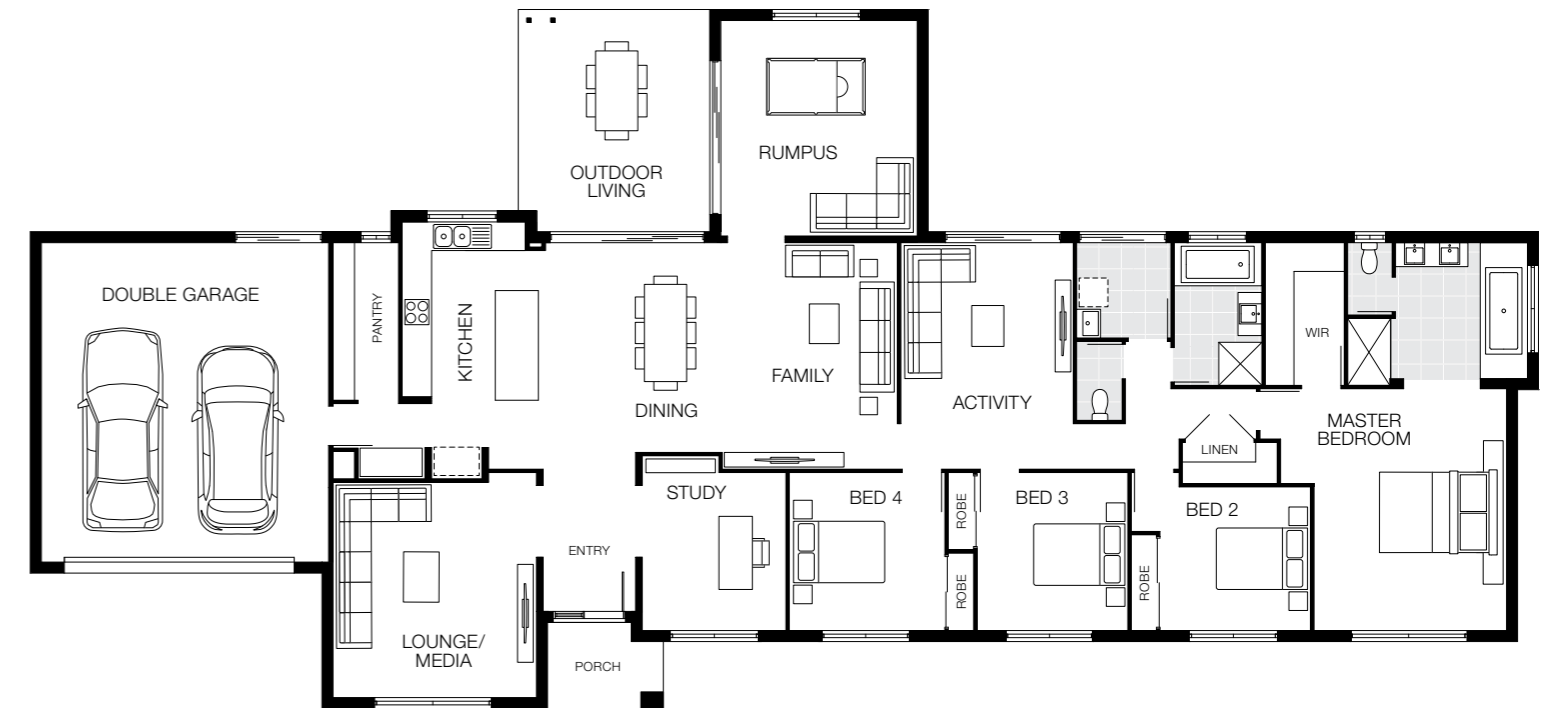
Bedrooms		Living Areas		Outdoor Area		House Dimensions	
Master Bedroom	4600 x 3600	Family	4530 x 4350	Outdoor Living	3000 x 6460	House Length	12.31m
Bed 2	3000 x 3000	Dining	3930 x 3510			House Width	29.14m
Bed 3	3000 x 3000	Media	4250 x 3990			House Area	254.90m ² (27.44sq)
Bed 4	3000 x 3000	Activity	3510 x 3670				
		Study	3000 x 3000				

Floorplan based on Designer Facade. Floorplan is indicative only, conceptual in nature and subject to change. Floorplan may depict features and/or other products which are not included in the house design, not included in the house price and/or not available from Coral Homes. All measurements are in millimetres unless otherwise stated. Floorplan measurements are approximate and are not to scale. Lot width is based on Designer facade and is to be used as a guide only and may change due to developer covenants and Local Authority guidelines. ©Coral Homes Pty Ltd. The copyright in this floorplan is owned by or licensed to Coral Homes Pty Ltd and may not be reproduced, copied or dealt with in any manner which infringes the exclusive rights of Coral Homes Pty Ltd as prescribed by the Copyright Act 1968, without the express written authorisation of Coral Homes Pty Ltd.

Winton 33

38m+ Lot Width

- 
4 Bed
- 
4 Living
- 
2 Bath
- 
2 Car



Bedrooms		Living Areas		House Dimensions			
Master Bedroom	5050 x 4020	Family	4730 x 4000	Study	3300 x 3000	House Length	14.60m
Bed 2	3000 x 3150	Dining	4380 x 3500	Outdoor Living	4640 x 4000	House Width	31.66m
Bed 3	3300 x 3150	Media	4500 x 4250			House Area	310.45m ² (33.42sq)
Bed 4	3300 x 3250	Activity	4730 x 3600				
		Rumpus	4500 x 4100				

Floorplan based on Designer Facade. Floorplan is indicative only, conceptual in nature and subject to change. Floorplan may depict features and/or other products which are not included in the house design, not included in the house price and/or not available from Coral Homes. All measurements are in millimetres unless otherwise stated. Floorplan measurements are approximate and are not to scale. Lot width is based on Designer facade and is to be used as a guide only and may change due to developer covenants and Local Authority guidelines. ©Coral Homes Pty Ltd. The copyright in this floorplan is owned by or licensed to Coral Homes Pty Ltd and may not be reproduced, copied or dealt with in any manner which infringes the exclusive rights of Coral Homes Pty Ltd as prescribed by the Copyright Act 1968, without the express written authorisation of Coral Homes Pty Ltd.

Winton Facade Options

36m+ Lot Width

Designer Facade



Hamptons Facade



East Hamptons Facade



Mornington Facade



Facades based on Winton 33. Facades depict items such as homewares, furniture, landscaping and fencing that are not supplied by Coral Homes. Facades are indicative only, conceptual in nature and subject to change. Facades depict non-standard fixtures, features and finishes. Additional costs for timber decking, driveway, lighting, more than one colour and deep base paints, tiles, non-standard brick and off white mortar apply.

Facades based on Winton 33. Facades depict items such as homewares, furniture, landscaping and fencing that are not supplied by Coral Homes. Facades are indicative only, conceptual in nature and subject to change. Facades depict non-standard fixtures, features and finishes. Additional costs for timber decking, driveway, lighting, more than one colour and deep base paints, tiles, non-standard brick and off white mortar apply.

Find Out More



Website

Want to see more of our home designs?
Head over to our website at coralhomes.com.au



Virtual Village

Not enough time to visit our displays?
Take a virtual tour at coralhomes.com.au/virtual-tours



Social

Connect with us! We update our social network
with the latest Coral Homes news and offers.

CORAL HOMES

© Coral Homes Pty Ltd. The copyright in the floorplans and facades depicted in this brochure are owned by or licensed to Coral Homes Pty Ltd and may not be reproduced, copied or dealt with in any manner which infringes the exclusive rights of Coral Homes Pty Ltd as prescribed by the Copyright Act 1968 without the express written authorisation of Coral Homes Pty Ltd. QBCC 50792/1014053 & NSW OFT 62084C, 210701

Lisbon 32 - Harmony Display, Palmview



Photography depicts items such as homewares, furniture, landscaping, fencing and may depict items that are upgraded or not supplied by Coral Homes. Speak with your New Home Consultant for more details.

coralhomes.com.au
